

WorldSPB-WorldWCR Test

Test Day

19 - 23 March 2026

Laps and Sector Times - WSPB - Free Practice 3

Autodromo Internacional Algarve - 4592mtr.

7 Benat Fernandez										Kove 450RR									
lap	Sect-1	Speed	Sect-2	Speed	Sect-3	Speed	TopSpeed	laptime	pit	lap	Sect-1	Speed	Sect-2	Speed	Sect-3	Speed	Topspeed	laptime	pit
1	Pit Out		32.532	115.6	42.830			1:57.743		4	37.239		32.260	116.4	42.857			1:52.356	
2	37.283		32.062	116.4	42.550			1:51.895		5	37.442		<u>31.983</u>	118.6	42.748			1:52.173	
3	<u>37.200</u>		31.984	<u>119.5</u>	<u>42.402</u>			<u>1:51.586</u>		6	40.200		36.152	115.4	Pit In			2:17.830	

11 Mattia Sorrenti										Aprilia RS 660 Factory									
lap	Sect-1	Speed	Sect-2	Speed	Sect-3	Speed	TopSpeed	laptime	pit	lap	Sect-1	Speed	Sect-2	Speed	Sect-3	Speed	Topspeed	laptime	pit
1	Pit Out		32.708	113.3	43.347			2:04.099		4	40.606		34.041	117.9	<u>42.299</u>			1:56.946	
2	37.707		32.191	113.9	42.911			1:52.809		5	37.278		32.026	115.3	42.460			<u>1:51.764</u>	
3	37.445		31.963	116.9	42.744			1:52.152		6	<u>37.210</u>		<u>31.887</u>	<u>118.9</u>	44.255			1:53.352	

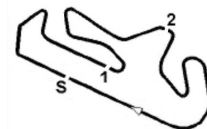
12 Humberto Maier										Yamaha YZF-R7									
lap	Sect-1	Speed	Sect-2	Speed	Sect-3	Speed	TopSpeed	laptime	pit	lap	Sect-1	Speed	Sect-2	Speed	Sect-3	Speed	Topspeed	laptime	pit
1	Pit Out		32.239	114.3	42.858			1:52.784		8	37.361		31.838	114.9	42.444			1:51.643	
2	37.219		31.697	117.1	<u>42.190</u>			<u>1:51.106</u>		9	44.462		33.848	109.9	Pit In			2:25.495	
3	37.212		31.802	115.1	42.400			1:51.414		10	Pit Out		33.724	<u>119.1</u>	43.349			7:38.165	
4	37.331		31.796	115.8	42.387			1:51.514		11	37.220		<u>31.670</u>	116.8	42.392			1:51.282	
5	37.240		31.817	117.0	42.349			1:51.406		12	39.239		31.748	116.1	42.303			1:53.290	
6	37.390		31.919	116.0	42.327			1:51.636		13	41.373		32.363	116.9	43.676			1:57.412	
7	<u>37.205</u>		31.753	114.2	42.530			1:51.488		14									

16 Alvaro Fuertes										Kawasaki ZX-6R 636									
lap	Sect-1	Speed	Sect-2	Speed	Sect-3	Speed	TopSpeed	laptime	pit	lap	Sect-1	Speed	Sect-2	Speed	Sect-3	Speed	Topspeed	laptime	pit
1	Pit Out		33.027	109.4	43.137			2:02.511		7	38.030		34.007	113.3	Pit In			2:17.735	
2	36.887		31.597	113.2	42.181			1:50.665		8	Pit Out		32.073	115.3	43.281			10:46.396	
3	<u>36.743</u>		<u>31.521</u>	116.4	42.184			<u>1:50.448</u>		9	36.990		31.865	116.5	42.297			1:51.152	
4	37.141		31.524	117.0	42.637			1:51.302		10	37.100		31.596	115.4	42.353			1:51.049	
5	36.758		31.696	<u>117.1</u>	42.333			1:50.787		11	37.244		31.659	114.3	42.405			1:51.308	
6	37.063		31.729	116.4	<u>42.166</u>			1:50.958		12									

18 Bruno Ieraci										Triumph Daytona 660									
lap	Sect-1	Speed	Sect-2	Speed	Sect-3	Speed	TopSpeed	laptime	pit	lap	Sect-1	Speed	Sect-2	Speed	Sect-3	Speed	Topspeed	laptime	pit
1	Pit Out	94.7	32.057	116.0	42.157			1:56.510		6	36.895	102.9	31.620	118.3	42.284		225.9	1:50.799	
2	36.965	100.6	31.602	115.9	42.079		224.1	1:50.646		7	37.291	98.2	32.250	114.5	42.682		225.5	1:52.223	
3	37.339	103.9	31.789	117.1	42.258		227.4	1:51.386		8	36.840	103.6	31.512	<u>120.5</u>	42.169		<u>234.8</u>	1:50.521	
4	36.961	<u>104.3</u>	31.714	118.6	42.072			1:50.747		9	38.990	97.9	33.370	114.8	Pit In		225.5	2:17.188	
5	<u>36.728</u>	103.3	<u>31.434</u>	119.9	<u>41.905</u>		231.8	<u>1:50.067</u>		10									

21 Troy Sovicka										Yamaha YZF-R7									
lap	Sect-1	Speed	Sect-2	Speed	Sect-3	Speed	TopSpeed	laptime	pit	lap	Sect-1	Speed	Sect-2	Speed	Sect-3	Speed	Topspeed	laptime	pit
1	Pit Out		33.645	107.6	47.332			2:06.448		4	38.286		33.207	<u>113.8</u>	43.995			<u>1:55.488</u>	
2	38.612		<u>33.049</u>	110.7	44.280			1:55.941		5	<u>38.233</u>		33.466	109.8	<u>43.829</u>			1:55.528	
3	38.426		33.711	113.6	44.051			1:56.188		6									

23 Elia Bartolini										Triumph Daytona 660									
lap	Sect-1	Speed	Sect-2	Speed	Sect-3	Speed	TopSpeed	laptime	pit	lap	Sect-1	Speed	Sect-2	Speed	Sect-3	Speed	Topspeed	laptime	pit
1	Pit Out	86.2	33.381	120.0	47.992			2:13.216		6	37.108	106.4	31.918	116.1	42.411		228.8	1:51.437	
2	37.016	98.2	<u>31.509</u>	114.4	42.279		229.3	1:50.804		7	36.778	102.5	31.520	120.3	42.243		229.3	<u>1:50.541</u>	
3	37.988	98.2	33.582	117.4	42.527		225.5	1:54.097		8	<u>36.763</u>	102.5	31.827	<u>123.0</u>	42.982		<u>231.8</u>	1:51.572	
4	36.785	102.7	32.140	115.1	49.056		228.8	1:57.981		9	37.170	100.9	31.558	119.1	<u>42.088</u>		228.8	1:50.816	
5	38.481	88.2	33.703	119.1	45.933		<u>231.8</u>	1:58.117		10	38.476	<u>110.4</u>	34.226	119.5	Pit In		230.3	2:15.931	



WorldSPB-WorldWCR Test

Test Day

19 - 23 March 2026

Laps and Sector Times - WSPB - Free Practice 3

Autodromo Internacional Algarve - 4592mtr.

26		Mirko Gennai							Yamaha YZF-R7										
lap	Sect-1	Speed	Sect-2	Speed	Sect-3	Speed	TopSpeed	laptime	pit	lap	Sect-1	Speed	Sect-2	Speed	Sect-3	Speed	Topspeed	laptime	pit
1	Pit Out		35.368	111.0	45.118			2:06.511		2	39.762		33.640	114.5	44.915			1:58.317	

27		Felix Mulya							Yamaha YZF-R7										
lap	Sect-1	Speed	Sect-2	Speed	Sect-3	Speed	TopSpeed	laptime	pit	lap	Sect-1	Speed	Sect-2	Speed	Sect-3	Speed	Topspeed	laptime	pit
1	Pit Out		33.070	113.2	43.182			2:02.410		6	38.118		32.446	117.3	42.793			1:53.357	
2	38.151		32.373	119.3	42.791			1:53.315		7	37.740		32.169	121.5	44.331			1:54.240	
3	37.466		32.313	114.6	42.598			1:52.377		8	39.787		32.257	117.8	43.771			1:55.815	
4	37.725		34.725	99.4	Pit In			2:21.330		9	44.300		38.126	102.2	Pit In			2:37.225	
5	Pit Out		32.705	110.0	45.148			5:35.114		10	Pit Out		32.827	118.4	43.969			7:42.105	

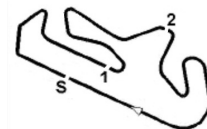
33		Gonzalo Sanchez							Yamaha YZF-R7										
lap	Sect-1	Speed	Sect-2	Speed	Sect-3	Speed	TopSpeed	laptime	pit	lap	Sect-1	Speed	Sect-2	Speed	Sect-3	Speed	Topspeed	laptime	pit
1	Pit Out		32.637	117.8	43.658			1:59.962		7	37.640		32.031	121.8	43.032			1:52.703	
2	37.761		32.285	117.1	43.196			1:53.242		8	39.848		33.179	116.1	Pit In			2:17.512	
3	37.673		32.021	118.8	43.127			1:52.821		9	Pit Out		34.767	121.1	44.138			9:15.755	
4	37.617		31.988	124.7	43.102			1:52.707		10	37.045		31.932	125.4	43.073			1:52.050	
5	37.676		32.179	119.5	43.070			1:52.925		11	40.280		31.757	124.9	42.639			1:54.676	
6	37.819		31.999	117.8	42.998			1:52.816		12	37.568		31.728	123.9	42.903			1:52.199	

34		Xavi Artigas							Kawasaki ZX-6R 636										
lap	Sect-1	Speed	Sect-2	Speed	Sect-3	Speed	TopSpeed	laptime	pit	lap	Sect-1	Speed	Sect-2	Speed	Sect-3	Speed	Topspeed	laptime	pit
1	Pit Out		31.727	114.4	42.440			2:05.800		6	Pit Out		31.449	119.7	46.822			3:10.331	
2	36.809		31.160	122.0	42.148			1:50.117		7	36.944		31.378	120.1	42.143			1:50.465	
3	37.178		31.492	116.4	42.237			1:50.907		8	36.843		31.206	120.1	42.284			1:50.333	
4	36.864		31.679	124.4	42.277			1:50.820		9	36.840		31.237	119.1	42.079			1:50.156	
5	36.821		31.360	120.0	Pit In			2:11.331		10	38.428		33.383	107.2	Pit In			2:15.994	

36		Diego Poncet							Honda CBR600R										
lap	Sect-1	Speed	Sect-2	Speed	Sect-3	Speed	TopSpeed	laptime	pit	lap	Sect-1	Speed	Sect-2	Speed	Sect-3	Speed	Topspeed	laptime	pit
1	Pit Out	91.1	31.905	113.1	41.816			1:53.845		4	36.600	96.8	31.052	118.7	41.832		234.3	1:49.484	
2	37.061	98.2	31.030	120.9	41.747		238.4	1:49.838		5	36.657	95.1	31.029	119.2	41.894		234.3	1:49.580	
3	36.672	94.7	30.930	119.9	41.598		235.3	1:49.200		6	36.716	97.6	31.268	118.2	Pit In		232.3	2:09.613	

38		David Salvador							Kawasaki ZX-6R 636										
lap	Sect-1	Speed	Sect-2	Speed	Sect-3	Speed	TopSpeed	laptime	pit	lap	Sect-1	Speed	Sect-2	Speed	Sect-3	Speed	Topspeed	laptime	pit
1	Pit Out		31.998	124.3	42.420			2:07.801		8	37.041		31.729	127.2	42.505			1:51.275	
2	37.057		31.625	120.4	42.135			1:50.817		9	37.178		31.740	122.2	42.418			1:51.336	
3	36.739		31.444	124.9	41.992			1:50.175		10	36.978		31.559	125.0	43.096			1:51.633	
4	36.571		31.635	126.2	42.158			1:50.364		11	37.270		34.326	121.1	42.601			1:54.197	
5	36.836		31.562	123.0	42.355			1:50.753		12	36.854		31.645	124.6	42.325			1:50.824	
6	37.512		32.649	118.8	Pit In			2:14.835		13	41.936		31.820	123.6	42.448			1:56.204	
7	Pit Out		32.105	121.9	42.628			5:57.849		14									

39		Juan Risueno							Kawasaki ZX-6R 636										
lap	Sect-1	Speed	Sect-2	Speed	Sect-3	Speed	TopSpeed	laptime	pit	lap	Sect-1	Speed	Sect-2	Speed	Sect-3	Speed	Topspeed	laptime	pit
1	Pit Out		32.419	117.9	43.847			2:02.451		8	41.438		32.627	111.6	Pit In			2:16.127	
2	37.002		31.604	119.1	42.030			1:50.636		9	Pit Out		31.830	123.4	42.592			5:43.222	
3	36.887		31.431	119.7	42.193			1:50.511		10	38.677		31.851	115.9	42.876			1:53.404	
4	36.977		31.524	111.7	41.820			1:50.321		11	36.635		31.207	118.8	41.922			1:49.764	
5	37.331		31.502	114.2	41.880			1:50.713		12	36.687		31.411	120.8	42.098			1:50.196	
6	36.988		31.396	118.6	41.921			1:50.305		13	39.179		34.430	113.2	42.395			1:56.004	



WorldSPB-WorldWCR Test

Test Day
19 - 23 March 2026
Laps and Sector Times - WSPB - Free Practice 3
Autodromo Internacional Algarve - 4592mtr.

7	36.996	31.393	112.9	41.939	1:50.328	14												
---	--------	--------	-------	--------	----------	----	--	--	--	--	--	--	--	--	--	--	--	--

40		Julian Correa									Kawasaki ZX-6R 636									
lap	Sect-1	Speed	Sect-2	Speed	Sect-3	Speed	TopSpeed	laptime	pit	lap	Sect-1	Speed	Sect-2	Speed	Sect-3	Speed	Topspeed	laptime	pit	
1	Pit Out		32.925	105.9	43.443			1:55.348		7	37.735		33.606	81.7	45.059				1:56.400	
2	38.134		32.481	107.6	43.319			1:53.934		8	37.515		31.992	110.5	42.911				1:52.418	
3	37.657		32.962	108.0	43.167			1:53.786		9	41.377		34.130	103.7	Pit In				2:16.883	
4	37.918		32.276	110.4	42.990			1:53.184		10	Pit Out		32.806	110.1	48.091				7:10.499	
5	37.651		32.184	111.0	43.115			1:52.950		11	37.727		<u>31.819</u>	<u>114.3</u>	42.940				1:52.486	
6	37.663		32.002	111.0	43.045			1:52.710		12	<u>37.372</u>		32.003	112.0	<u>42.693</u>				<u>1:52.068</u>	

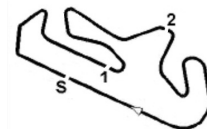
41		Ioannis Peristeras									Aprilia RS 660 Factory									
lap	Sect-1	Speed	Sect-2	Speed	Sect-3	Speed	TopSpeed	laptime	pit	lap	Sect-1	Speed	Sect-2	Speed	Sect-3	Speed	Topspeed	laptime	pit	
1	Pit Out	92.4	32.540	111.9	44.300			2:04.086		7	37.702	93.3	32.242	114.2	43.019		229.8		1:52.963	
2	<u>36.900</u>	<u>98.5</u>	<u>31.900</u>	112.1	<u>42.113</u>		<u>237.9</u>	<u>1:50.913</u>		8	38.490	89.4	33.389	110.5	Pit In		231.3		2:16.994	
3	37.148	93.8	32.215	110.4	42.428		229.3	1:51.791		9	Pit Out	89.7	33.323	110.9	43.561				3:41.616	
4	37.002	97.5	32.070	<u>116.1</u>	42.503		<u>237.9</u>	1:51.575		10	37.627	93.0	32.140	112.9	42.777		231.8		1:52.544	
5	37.316	95.3	32.211	113.9	Pit In		236.3	2:16.154		11	37.275	94.5	32.260	110.4	42.906		230.8		1:52.441	
6	Pit Out	86.1	34.873	108.8	43.498			4:08.989		12	43.668	86.7	35.150	107.6	Pit In		230.3		2:25.188	

43		Marco Gaggi									Yamaha YZF-R7									
lap	Sect-1	Speed	Sect-2	Speed	Sect-3	Speed	TopSpeed	laptime	pit	lap	Sect-1	Speed	Sect-2	Speed	Sect-3	Speed	Topspeed	laptime	pit	
1	Pit Out		33.103	101.5	43.271			2:06.155		6	Pit Out		37.132	96.8	48.452				6:56.489	
2	37.452		32.194	114.0	46.260			1:55.906		7	37.526		32.006	113.6	42.524				1:52.056	
3	37.545		31.985	114.5	42.593			1:52.123		8	37.228		31.885	113.9	42.385				1:51.498	
4	37.615		31.824	<u>116.6</u>	42.428			1:51.867		9	<u>37.216</u>		<u>31.709</u>	115.0	<u>42.255</u>				<u>1:51.180</u>	
5	37.332		33.400	106.8	Pit In			2:16.748		10										

47		Antonio Torres									Kawasaki ZX-6R 636									
lap	Sect-1	Speed	Sect-2	Speed	Sect-3	Speed	TopSpeed	laptime	pit	lap	Sect-1	Speed	Sect-2	Speed	Sect-3	Speed	Topspeed	laptime	pit	
1	Pit Out		31.817	121.6	42.597			1:59.854		7	36.878		34.698	115.1	Pit In				2:15.830	
2	36.719		31.727	121.2	42.202			1:50.648		8	Pit Out		33.483	89.8	47.037				8:40.493	
3	36.797		<u>31.388</u>	122.3	42.259			1:50.444		9	37.066		32.184	120.9	42.424				1:51.674	
4	36.748		31.544	120.5	<u>42.070</u>			<u>1:50.362</u>		10	36.842		31.647	119.6	42.181				1:50.670	
5	36.816		31.504	<u>123.1</u>	42.126			1:50.446		11	<u>36.702</u>		31.665	117.1	42.196				1:50.563	
6	37.422		31.838	118.6	42.453			1:51.713		12										

55		Harrison Dessoy									Triumph Daytona 660									
lap	Sect-1	Speed	Sect-2	Speed	Sect-3	Speed	TopSpeed	laptime	pit	lap	Sect-1	Speed	Sect-2	Speed	Sect-3	Speed	Topspeed	laptime	pit	
1	Pit Out		31.960	117.9	42.673			1:59.355		8	36.828		31.453	<u>119.9</u>	42.205				1:50.486	
2	37.098		31.657	117.4	42.329			1:51.084		9	36.809		31.475	<u>119.9</u>	42.577				1:50.861	
3	36.927		<u>31.423</u>	115.8	42.113			<u>1:50.463</u>		10	37.898		37.714	112.1	43.179				1:58.791	
4	36.808		31.441	<u>119.9</u>	Pit In			2:13.356		11	37.429		32.168	115.5	44.337				1:53.934	
5	Pit Out		33.137	109.3	54.089			4:01.308		12	40.504		36.533	114.8	42.191				1:59.228	
6	37.098		31.895	112.4	<u>42.003</u>			1:50.996		13	36.957		33.937	114.3	42.376				1:53.270	
7	<u>36.726</u>		31.646	118.6	42.356			1:50.728		14	36.939		32.410	111.8	Pit In				2:11.937	

65		Ferre Fleerackers									Suzuki GSX-8R									
lap	Sect-1	Speed	Sect-2	Speed	Sect-3	Speed	TopSpeed	laptime	pit	lap	Sect-1	Speed	Sect-2	Speed	Sect-3	Speed	Topspeed	laptime	pit	
1	Pit Out		31.702	116.5	42.409			1:59.849		6	Pit Out		31.803	116.5	42.320				5:12.073	
2	37.167		31.851	117.1	42.176			1:51.194		7	37.002		31.550	<u>120.0</u>	42.426				1:50.978	
3	36.844		31.572	117.4	42.109			1:50.525		8	<u>36.838</u>		35.504	110.4	43.706				1:56.048	



WorldSPB-WorldWCR Test

Test Day

19 - 23 March 2026

Laps and Sector Times - WSPB - Free Practice 3

Autodromo Internacional Algarve - 4592mtr.

4	36.868	<u>31.448</u>	115.9	<u>42.031</u>		<u>1:50.347</u>	9	49.632	34.652	109.5	Pit In	2:31.470
5	37.611	31.932	116.0	Pit In		2:13.076	10					

66 Phillip Tonn										Kove 450RR									
lap	Sect-1	Speed	Sect-2	Speed	Sect-3	Speed	TopSpeed	laptime	pit	lap	Sect-1	Speed	Sect-2	Speed	Sect-3	Speed	Topspeed	laptime	pit
1	Pit Out		32.215	117.3	43.013			2:05.333		3	<u>36.960</u>		33.361	115.5	Pit In			2:15.852	
2	37.132		<u>31.523</u>	<u>123.0</u>	<u>42.609</u>			<u>1:51.264</u>		4									

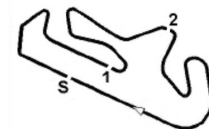
69 Alessandro Di Persio										Yamaha YZF-R7									
lap	Sect-1	Speed	Sect-2	Speed	Sect-3	Speed	TopSpeed	laptime	pit	lap	Sect-1	Speed	Sect-2	Speed	Sect-3	Speed	Topspeed	laptime	pit
1	Pit Out		32.825	116.5	43.604			2:02.031		6	Pit Out		33.489	115.4	44.032			9:29.878	
2	41.440		32.387	110.1	43.817			1:57.644		7	37.677		<u>31.930</u>	<u>120.7</u>	<u>42.759</u>			<u>1:52.366</u>	
3	37.868		32.532	110.2	43.037			1:53.437		8	<u>37.466</u>		32.074	117.5	42.991			1:52.531	
4	37.933		32.211	115.6	43.033			1:53.177		9	38.232		32.197	114.6	43.464			1:53.893	
5	37.957		32.571	110.5	Pit In			2:18.137		10									

71 Loris Veneman										Kawasaki ZX-6R 636									
lap	Sect-1	Speed	Sect-2	Speed	Sect-3	Speed	TopSpeed	laptime	pit	lap	Sect-1	Speed	Sect-2	Speed	Sect-3	Speed	Topspeed	laptime	pit
1	Pit Out		32.220	111.0	42.431			2:04.107		6	36.650		31.208	116.9	41.828			1:49.686	
2	36.719		<u>31.083</u>	114.5	41.813			1:49.615		7	37.444		31.844	111.2	Pit In			2:10.603	
3	36.659		31.215	115.5	41.818			1:49.692		8	Pit Out		31.513	114.9	43.229			2:17.386	
4	<u>36.528</u>		31.187	117.6	<u>41.771</u>			<u>1:49.486</u>		9	37.077		31.931	113.6	Pit In			2:07.861	
5	36.699		31.175	<u>119.5</u>	41.951			1:49.825		10									

73 Fenton Seabright										Triumph Daytona 660									
lap	Sect-1	Speed	Sect-2	Speed	Sect-3	Speed	TopSpeed	laptime	pit	lap	Sect-1	Speed	Sect-2	Speed	Sect-3	Speed	Topspeed	laptime	pit
1	Pit Out		32.864	117.6	42.571			2:00.514		8	39.081		35.826	103.6	49.310			2:04.217	
2	37.360		35.609	87.8	52.713			2:05.682		9	<u>36.884</u>		31.590	115.1	42.307			1:50.781	
3	37.086		31.677	120.5	42.196			1:50.959		10	37.328		<u>31.364</u>	115.4	42.020			1:50.712	
4	37.733		32.191	113.7	42.679			1:52.603		11	36.985		31.530	116.1	42.336			1:50.851	
5	38.466		33.727	105.5	44.484			1:56.677		12	37.165		31.466	<u>121.3</u>	<u>42.009</u>			<u>1:50.640</u>	
6	37.380		32.070	112.1	42.560			1:52.010		13	39.204		37.901	113.2	42.151			1:59.256	
7	37.086		31.466	115.9	42.134			1:50.686		14	37.264		31.559	117.6	Pit In			2:10.950	

77 Jose Osuna										Kawasaki ZX-6R 636									
lap	Sect-1	Speed	Sect-2	Speed	Sect-3	Speed	TopSpeed	laptime	pit	lap	Sect-1	Speed	Sect-2	Speed	Sect-3	Speed	Topspeed	laptime	pit
1	Pit Out		32.919	115.3	43.066			2:02.502		7	38.319		32.633	113.2	Pit In			2:16.985	
2	37.233		31.613	117.4	42.266			1:51.112		8	Pit Out		33.866	94.8	46.866			9:57.860	
3	37.191		<u>31.418</u>	113.6	42.108			1:50.717		9	36.992		31.687	115.9	42.507			1:51.186	
4	<u>36.761</u>		31.635	116.3	42.291			1:50.687		10	37.062		31.475	<u>117.5</u>	42.261			1:50.798	
5	37.129		32.316	113.1	42.951			1:52.396		11	36.883		31.419	115.8	42.247			<u>1:50.549</u>	
6	37.027		31.427	116.9	<u>42.098</u>			1:50.552		12									

91 Matteo Vannucci										Aprilia RS 660 Factory									
lap	Sect-1	Speed	Sect-2	Speed	Sect-3	Speed	TopSpeed	laptime	pit	lap	Sect-1	Speed	Sect-2	Speed	Sect-3	Speed	Topspeed	laptime	pit
1	Pit Out		33.135	117.1	43.176			2:01.829		6	36.852		31.762	115.3	42.425			1:51.039	
2	36.979		31.626	115.3	42.539			1:51.144		7	41.097		31.639	117.0	<u>42.265</u>			1:55.001	
3	36.954		31.679	114.2	42.511			1:51.144		8	36.811		31.797	117.5	42.461			1:51.069	
4	36.978		<u>31.612</u>	117.4	42.475			1:51.065		9	38.687		31.827	117.8	42.593			1:53.107	
5	36.943		31.754	117.6	42.300			<u>1:50.997</u>		10	<u>36.785</u>		31.694	<u>119.2</u>	Pit In			2:14.648	



WorldSPB-WorldWCR Test

Test Day

19 - 23 March 2026

Laps and Sector Times - WSPB - Free Practice 3

Autodromo Internacional Algarve - 4592mtr.

92									Gabin Cazard									Yamaha YZF-R7								
lap	Sect-1	Speed	Sect-2	Speed	Sect-3	Speed	TopSpeed	laptime	pit	lap	Sect-1	Speed	Sect-2	Speed	Sect-3	Speed	Topspeed	laptime	pit							
1	Pit Out		32.920	<u>118.2</u>	43.970			2:00.628		7	38.118		<u>32.193</u>	117.3	43.730				1:54.041							
2	38.325		32.464	115.9	43.625			1:54.414		8	<u>37.810</u>		32.418	110.0	43.578				<u>1:53.806</u>							
3	38.096		32.530	113.2	43.744			1:54.370		9	38.171		32.591	116.9	43.801				1:54.563							
4	42.050		35.375	112.5	Pit In			2:24.722		10	38.062		32.542	114.3	43.847				1:54.451							
5	Pit Out		37.003	108.5	44.433			3:18.694		11	45.718		32.651	117.5	Pit In				2:23.767							
6	38.398		32.459	115.4	<u>43.512</u>			1:54.369		12																

93									Arai Agaska									Yamaha YZF-R7								
lap	Sect-1	Speed	Sect-2	Speed	Sect-3	Speed	TopSpeed	laptime	pit	lap	Sect-1	Speed	Sect-2	Speed	Sect-3	Speed	Topspeed	laptime	pit							
1	Pit Out		32.928	110.8	43.542			2:02.743		7	<u>37.287</u>		32.169	113.9	42.704				1:52.160							
2	37.706		32.357	<u>120.5</u>	43.106			1:53.169		8	47.635		32.372	111.8	42.831				2:02.838							
3	37.598		32.164	115.9	42.811			1:52.573		9	37.558		32.170	113.0	42.783				1:52.511							
4	37.534		32.171	116.8	42.926			1:52.631		10	37.523		32.222	118.3	42.810				1:52.555							
5	37.640		32.694	115.8	1:02.267			2:12.601		11	50.960		45.542	57.0	Pit In				2:47.247							
6	37.343		<u>32.116</u>	115.1	<u>42.663</u>			<u>1:52.122</u>		12	Pit Out		57.255	71.0	Pit In				4:48.382							

98									Thomas Benetti									Aprilia RS 660 Factory								
lap	Sect-1	Speed	Sect-2	Speed	Sect-3	Speed	TopSpeed	laptime	pit	lap	Sect-1	Speed	Sect-2	Speed	Sect-3	Speed	Topspeed	laptime	pit							
1	Pit Out	89.8	33.241	107.4	44.102			2:05.003		7	37.544	94.0	32.443	105.3	43.271		229.3		1:53.258							
2	37.849	93.1	34.796	112.4	43.459		231.3	1:56.104		8	37.541	93.4	36.445	112.7	43.592		228.3		1:57.578							
3	37.806	94.0	32.385	115.6	43.145		<u>231.8</u>	1:53.336		9	39.452	102.2	32.253	115.3	43.349		231.3		1:55.054							
4	38.158	96.5	<u>31.788</u>	<u>120.1</u>	43.112		230.3	1:53.058		10	37.244	98.6	38.004	101.2	44.467		230.3		1:59.715							
5	37.255	101.1	32.080	113.4	<u>42.932</u>		229.3	<u>1:52.267</u>		11	<u>37.228</u>	101.7	32.060	116.6	44.236		231.3		1:53.524							
6	37.471	<u>117.9</u>	39.934	107.7	43.723		231.3	2:01.128		12	49.579	91.8	33.560	112.9	Pit In		226.9		2:39.597							