
WorldSPB-WorldWCR Test

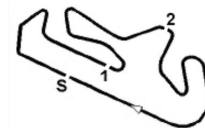
Test Day

19 - 23 March 2026

Laptimes - WSPB - Combined All Day

Autodromo Internacional Algarve - 4592mtr.

Nbr	Name	Laps	lap	Lap ..1	Lap ..2	Lap ..3	Lap ..4	Lap ..5	Lap ..6	Lap ..7	Lap ..8	Lap ..9	Lap ..0
47	Antonio Torres	93	1 - 10	1:56.918	1:53.250	1:52.468	1:52.847	1:56.007	1:52.324	2:10.972	8:16.478	1:52.160	1:53.684
			11 - 20	1:52.740	1:53.406	2:19.180	45:34.046	1:51.978	1:51.838	1:51.717	1:51.902	1:51.016	2:21.210
			21 - 30	8:34.311	1:50.913	1:50.824	1:50.503	1:50.647	2:18.067	46:07.507	1:50.648	1:50.444	1:50.362
			31 - 40	1:50.446	1:51.713	2:15.830	8:40.493	1:51.674	1:50.670	1:50.563	2:16.119	46:20.685	1:51.964
			41 - 50	1:50.545	1:52.644	1:50.810	1:53.341	1:50.663	1:50.729	1:50.568	1:50.497	1:50.389	1:50.070
			51 - 60	1:50.848	1:50.906	1:50.973	1:50.914	2:24.277	1:08:29.405	1:54.794	1:51.450	1:50.929	1:50.755
			61 - 70	1:51.001	1:51.188	2:02.190	2:16.561	50:07.314	1:50.718	1:50.966	1:51.520	1:50.269	1:49.936
			71 - 80	1:50.244	2:16.969	6:07.190	1:50.740	1:50.876	1:51.452	1:51.337	1:50.740	2:20.670	44:31.296
			81 - 90	1:50.522	1:50.030	1:50.449	1:54.579	1:50.863	2:13.520	4:51.344	1:50.469	1:50.333	1:51.355
			91 - 100	1:50.046	1:50.098	2:15.663							
39	Juan Risueno	93	1 - 10	1:58.209	1:55.521	1:53.929	1:52.990	1:51.584	1:55.381	1:51.617	1:51.456	1:51.268	2:16.224
			11 - 20	6:25.291	1:51.496	1:53.644	2:17.479	49:38.965	1:52.238	1:51.970	1:51.644	1:51.349	1:51.785
			21 - 30	1:52.278	1:51.871	1:51.461	2:04.563	1:51.284	1:50.874	1:52.216	1:50.763	2:36.235	45:38.442
			31 - 40	1:50.636	1:50.511	1:50.321	1:50.713	1:50.305	1:50.328	2:16.127	5:43.222	1:53.404	1:49.764
			41 - 50	1:50.196	1:56.004	2:23.770	43:08.920	1:51.414	1:50.714	1:50.564	1:50.553	1:54.728	1:50.800
			51 - 60	1:50.495	2:22.278	8:10.344	1:53.128	2:14.373	1:50.115	2:22.950	1:14:55.497	1:50.418	1:50.830
			61 - 70	1:52.445	1:52.768	1:50.089	1:50.571	1:55.828	2:18.480	42:49.049	1:50.863	1:50.253	2:11.878
			71 - 80	2:24.531	1:50.485	1:50.550	1:50.698	1:55.884	1:51.071	2:23.907	55:02.360	1:49.712	1:49.625
			81 - 90	1:49.687	1:50.096	1:49.649	1:49.955	1:49.830	1:59.178	1:50.358	2:16.473	4:02.313	1:50.229
			91 - 100	1:56.066	1:52.186	2:40.348							
40	Julian Correa	93	1 - 10	2:08.119	2:00.236	1:57.291	1:54.631	1:54.538	1:53.599	1:53.272	1:52.875	1:54.608	2:16.892
			11 - 20	6:02.719	1:52.703	1:52.528	2:25.307	53:33.786	1:54.513	1:55.643	1:58.211	1:52.696	1:53.773
			21 - 30	1:53.197	1:52.664	2:21.335	52:26.347	1:53.934	1:53.786	1:53.184	1:52.950	1:52.710	1:56.400
			31 - 40	1:52.418	2:16.883	7:10.499	1:52.486	1:52.068	2:15.923	49:55.973	1:51.827	1:55.791	1:52.114
			41 - 50	1:56.148	1:52.416	1:51.755	1:50.593	1:55.582	1:53.476	1:56.885	1:51.514	1:57.564	2:14.369
			51 - 60	1:03:19.508	1:53.380	1:54.055	1:51.398	1:53.122	1:50.905	1:54.575	1:51.288	1:55.497	1:59.324
			61 - 70	1:55.131	1:51.878	1:59.568	1:52.203	2:26.858	43:13.967	1:50.759	1:50.779	1:50.827	1:51.284
			71 - 80	1:55.119	2:09.524	1:51.650	1:51.028	1:56.309	1:50.987	1:59.035	1:57.590	1:51.306	2:11.471
			81 - 90	56:59.594	1:51.908	1:50.887	1:50.438	1:50.164	1:50.156	1:50.621	1:50.641	1:59.736	1:51.987
			91 - 100	1:51.429	1:50.883	2:29.864							
92	Gabin Cazard	93	1 - 10	2:04.762	1:58.807	1:57.819	1:56.878	1:59.215	1:57.628	1:57.023	1:56.267	1:56.508	1:57.148
			11 - 20	1:56.130	2:09.028	1:55.797	1:58.120	1:56.646	2:20.905	51:16.349	1:54.924	1:54.735	1:54.863
			21 - 30	1:57.352	1:56.162	1:54.304	2:11.688	3:48.529	1:54.538	1:53.808	2:14.299	44:50.626	1:54.414
			31 - 40	1:54.370	2:24.722	3:18.694	1:54.369	1:54.041	1:53.806	1:54.563	1:54.451	2:23.767	53:13.122
			41 - 50	1:55.539	1:53.927	1:53.448	1:53.817	1:58.233	1:53.141	1:52.856	1:52.838	2:24.402	7:32.807
			51 - 60	1:53.113	1:53.615	2:23.627	59:02.716	1:54.999	1:56.252	1:55.277	2:04.366	2:18.204	6:30.659
			61 - 70	1:54.750	1:54.675	1:56.392	1:54.672	2:00.294	1:54.388	2:23.983	43:43.703	1:53.248	1:54.097
			71 - 80	2:23.448	3:02.342	1:54.690	1:53.985	1:54.030	1:52.943	1:54.706	1:52.796	2:24.354	52:48.990
			81 - 90	1:54.126	1:53.787	2:07.545	1:53.850	1:53.720	1:52.348	2:19.490	7:02.795	1:54.628	1:53.446
			91 - 100	1:53.578	1:53.971	2:44.373							
55	Harrison Dessoy	92	1 - 10	1:59.174	1:53.847	1:52.834	1:52.720	2:15.579	4:41.624	1:52.969	1:52.567	1:52.088	1:52.679
			11 - 20	1:51.907	1:52.050	1:52.601	1:58.385	2:16.248	45:08.060	1:52.463	1:51.739	1:51.431	1:51.371
			21 - 30	1:51.465	1:57.102	1:51.677	2:16.271	7:38.679	1:52.112	1:52.002	1:51.785	2:19.400	44:57.722
			31 - 40	1:51.084	1:50.463	2:13.356	4:01.308	1:50.996	1:50.728	1:50.486	1:50.861	1:58.791	1:53.934
			41 - 50	1:59.228	1:53.270	2:11.937	52:22.996	1:51.727	1:51.983	1:55.286	1:53.751	1:51.566	1:51.414
			51 - 60	1:51.014	1:56.584	1:54.345	1:53.969	1:56.880	1:51.323	2:25.526	1:08:35.027	1:51.127	1:51.564


WorldSPB-WorldWCR Test

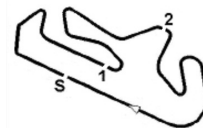
Test Day

19 - 23 March 2026

Laptimes - WSPB - Combined All Day

Autodromo Internacional Algarve - 4592mtr.

Nbr	Name	Laps	lap	Lap ..1	Lap ..2	Lap ..3	Lap ..4	Lap ..5	Lap ..6	Lap ..7	Lap ..8	Lap ..9	Lap ..0
			61 - 70	1:51.878	1:50.186	1:50.047	1:50.393	1:50.895	1:50.904	1:52.188	2:15.885	56:30.629	1:52.598
			71 - 80	2:02.801	1:52.175	1:56.963	1:51.152	1:51.297	1:53.598	2:03.603	1:59.764	2:17.208	47:39.152
			81 - 90	7:00.039	1:51.536	1:51.029	1:52.395	1:50.139	1:49.876	1:53.651	2:05.682	1:52.974	1:50.909
			91 - 100	1:59.658	2:26.806								
38	David Salvador	91	1 - 10	2:00.839	1:53.459	1:52.294	1:51.396	1:57.770	1:51.490	2:13.769	7:03.886	1:52.366	1:52.057
			11 - 20	1:51.646	1:52.003	1:51.867	2:21.752	46:14.899	1:50.230	1:50.284	1:50.154	1:50.370	1:50.133
			21 - 30	1:50.121	1:49.791	2:13.709	5:44.274	1:50.285	1:50.318	1:50.167	2:35.894	45:46.763	1:50.817
			31 - 40	1:50.175	1:50.364	1:50.753	2:14.835	5:57.849	1:51.275	1:51.336	1:51.633	1:54.197	1:50.824
			41 - 50	1:56.204	2:21.815	45:19.676	1:50.239	1:49.880	1:49.935	1:49.934	1:49.897	1:49.208	1:50.086
			51 - 60	1:50.234	1:49.925	1:50.197	1:50.346	1:54.684	2:15.742	1:14:05.733	1:51.590	1:55.402	1:50.365
			61 - 70	1:50.683	1:50.356	1:51.526	2:12.463	52:17.749	1:49.228	1:49.624	1:50.265	1:49.865	1:49.775
			71 - 80	1:49.628	1:49.969	1:49.894	2:18.300	7:43.726	1:50.468	1:49.940	2:30.284	45:14.251	1:49.623
			81 - 90	1:49.339	1:50.017	1:49.572	2:22.447	6:08.989	1:50.513	1:49.483	1:50.738	1:50.202	1:50.110
			91 - 100	2:13.820									
98	Thomas Benetti	88	1 - 10	2:19.421	1:59.535	1:56.270	2:23.778	4:00.845	1:55.067	1:54.274	1:54.227	1:54.179	1:55.181
			11 - 20	1:52.468	1:53.104	2:32.832	49:52.645	1:56.517	1:55.025	1:53.260	1:59.248	1:53.136	1:52.903
			21 - 30	1:52.829	1:52.682	2:08.064	1:52.648	1:52.253	1:52.449	2:49.538	47:05.571	1:56.104	1:53.336
			31 - 40	1:53.058	1:52.267	2:01.128	1:53.258	1:57.578	1:55.054	1:59.715	1:53.524	2:39.597	52:52.557
			41 - 50	1:51.478	1:50.649	1:50.846	1:55.704	2:28.250	3:38.309	1:51.837	1:57.974	2:08.769	1:56.807
			51 - 60	2:33.922	1:10:22.490	2:01.824	1:53.989	1:51.963	1:52.567	1:52.623	1:55.125	1:54.906	1:54.694
			61 - 70	1:52.348	2:25.368	52:01.699	1:52.694	1:52.323	1:52.119	3:02.719	1:51.941	1:52.217	1:59.567
			71 - 80	2:04.133	1:53.623	2:45.281	50:18.454	2:00.297	1:52.160	1:54.088	1:54.402	2:00.116	1:51.658
			81 - 90	1:51.396	1:59.581	2:05.358	1:59.451	1:52.150	1:51.762	2:07.321	2:24.126		
12	Humberto Maier	86	1 - 10	2:00.275	1:53.919	1:53.226	1:52.757	1:53.502	1:53.916	2:11.275	9:25.505	2:01.037	1:53.210
			11 - 20	1:55.288	2:18.927	52:00.179	1:52.271	1:51.551	2:14.688	1:57.327	1:52.015	2:18.923	5:26.303
			21 - 30	2:01.155	1:51.920	2:30.873	44:17.782	1:51.106	1:51.414	1:51.514	1:51.406	1:51.636	1:51.488
			31 - 40	1:51.643	2:25.495	7:38.165	1:51.282	1:53.290	1:57.412	2:29.369	44:02.389	2:45.566	8:19.443
			41 - 50	1:51.064	1:54.707	1:53.611	2:03.645	1:50.398	1:59.495	1:50.769	2:11.922	1:56.178	2:34.512
			51 - 60	58:47.737	1:51.399	1:52.279	1:54.022	1:53.394	1:51.065	1:55.061	2:04.886	1:50.946	1:52.288
			61 - 70	1:50.699	2:18.641	53:07.850	1:56.787	1:52.018	1:51.054	1:59.475	1:50.831	1:50.914	2:03.257
			71 - 80	1:50.770	2:25.465	58:23.606	1:57.333	1:50.750	1:50.165	2:00.409	1:51.246	1:50.093	1:52.644
			81 - 90	2:02.587	2:21.268	6:11.803	2:06.909	1:51.216	2:50.145				
33	Gonzalo Sanchez	85	1 - 10	2:07.650	1:57.187	1:55.027	1:55.053	1:55.302	2:15.436	7:14.063	1:54.167	1:54.402	1:54.215
			11 - 20	1:54.064	2:24.010	51:21.845	1:52.878	1:52.449	1:52.573	1:52.804	1:52.044	1:52.144	2:17.483
			21 - 30	7:23.278	1:52.863	2:18.911	43:54.703	1:53.242	1:52.821	1:52.707	1:52.925	1:52.816	1:52.703
			31 - 40	2:17.512	9:15.755	1:52.050	1:54.676	1:52.199	2:19.840	43:56.510	1:51.933	1:51.833	1:51.833
			41 - 50	1:52.087	2:11.417	5:31.077	1:51.191	1:50.536	1:51.569	1:58.592	1:51.400	1:56.033	1:51.854
			51 - 60	2:19.591	1:03:57.208	1:52.305	1:52.070	2:08.959	13:55.360	1:52.252	2:16.360	44:05.833	1:56.509
			61 - 70	1:51.911	1:52.051	1:58.723	1:51.909	1:51.969	2:00.984	1:50.930	2:18.907	6:55.509	2:11.246
			71 - 80	49:40.071	1:52.660	1:51.618	1:51.752	1:57.527	1:51.570	1:54.041	1:51.831	2:03.606	4:23.307
			81 - 90	2:41.293	1:58.114	1:51.015	1:51.482	2:47.171					
73	Fenton Seabright	84	1 - 10	2:00.756	1:53.697	1:52.685	1:52.083	1:51.898	1:51.936	1:51.237	1:51.870	2:54.121	57:56.065
			11 - 20	1:51.390	1:51.108	1:50.971	1:51.104	1:50.815	1:56.318	2:13.330	7:08.709	1:51.452	1:51.395
			21 - 30	1:50.927	1:50.927	2:12.540	45:57.979	2:05.682	1:50.959	1:52.603	1:56.677	1:52.010	1:50.686
			31 - 40	2:04.217	1:50.781	1:50.712	1:50.851	1:50.640	1:59.256	2:10.950	51:32.121	1:51.382	1:50.664
			41 - 50	1:50.521	1:50.451	1:50.660	1:50.555	1:50.658	2:22.913	5:21.475	1:51.134	1:51.081	2:19.708


WorldSPB-WorldWCR Test

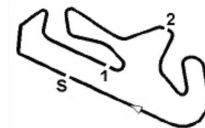
Test Day

19 - 23 March 2026

Laptimes - WSPB - Combined All Day

Autodromo Internacional Algarve - 4592mtr.

Nbr	Name	Laps	lap	Lap ..1	Lap ..2	Lap ..3	Lap ..4	Lap ..5	Lap ..6	Lap ..7	Lap ..8	Lap ..9	Lap ..0
			51 - 60	1:10.42.30	1:51.145	1:53.043	1:50.829	1:50.289	1:50.306	1:50.082	1:51.720	1:50.102	1:50.892
			61 - 70	2:16.228	54:56.070	1:51.119	1:51.556	1:51.787	1:50.810	1:55.087	1:52.305	2:44.080	2:15.464
			71 - 80	51:48.621	1:50.763	1:50.720	1:50.558	2:04.668	2:15.143	3:41.115	1:51.375	1:52.825	1:51.835
			81 - 90	1:59.945	1:50.431	1:50.715	2:25.076						
93	Arai Agaska	84	1 - 10	2:10.174	2:00.521	1:59.081	1:56.093	1:55.635	1:55.508	1:57.082	1:54.035	1:54.619	2:24.761
			11 - 20	55:42.020	1:54.024	1:52.566	1:52.232	1:54.210	1:52.414	1:56.511	1:52.342	1:52.956	3:11.366
			21 - 30	50:09.121	1:53.169	1:52.573	1:52.631	2:12.601	1:52.122	1:52.160	2:02.838	1:52.511	1:52.555
			31 - 40	2:47.247	4:48.382	49:57.393	1:50.570	1:50.821	1:51.656	1:50.916	1:50.804	1:51.158	2:15.197
			41 - 50	1:51.209	2:38.446	4:06.248	1:51.192	2:26.839	2:51.684	1:03:49.778	1:52.583	1:52.432	2:09.349
			51 - 60	1:51.460	1:54.696	2:09.265	1:51.688	2:39.062	50:34.209	1:52.159	1:51.789	2:00.534	1:51.352
			61 - 70	1:51.707	2:02.465	1:51.745	2:57.543	1:52.701	1:52.361	2:14.512	4:19.447	2:44.862	44:46.579
			71 - 80	1:52.308	1:51.826	1:54.728	1:51.309	1:59.019	1:51.809	1:50.708	2:07.094	2:18.939	3:59.125
			81 - 90	1:51.036	1:56.881	1:51.328	3:26.211						
91	Matteo Vannucci	77	1 - 10	2:06.384	1:53.342	1:51.699	1:51.051	2:12.567	9:32.795	1:51.614	1:50.863	2:19.091	51:13.494
			11 - 20	1:51.516	1:51.604	1:51.119	1:50.866	1:50.507	1:59.565	2:12.221	8:58.758	1:52.875	1:50.542
			21 - 30	1:50.789	2:13.358	44:36.483	1:51.144	1:51.144	1:51.065	1:50.997	1:51.039	1:55.001	1:51.069
			31 - 40	1:53.107	2:14.648	58:06.616	1:50.788	1:50.250	1:49.770	1:50.072	2:09.694	3:16.703	1:50.278
			41 - 50	1:50.450	1:55.002	2:14.695	1:03:24.368	1:50.921	1:52.159	1:54.113	1:53.336	1:50.369	1:51.709
			51 - 60	1:50.963	1:57.254	1:50.710	1:54.051	1:55.459	2:13.267	52:32.210	1:50.225	1:49.721	1:49.365
			61 - 70	1:50.796	1:49.553	1:51.449	1:49.959	1:49.995	2:13.955	58:04.539	1:57.975	1:49.823	1:49.847
			71 - 80	1:57.477	1:55.739	1:50.099	1:50.254	1:50.256	1:54.919	2:15.129			
11	Mattia Sorrenti	76	1 - 10	2:06.119	1:57.763	1:56.290	1:58.383	1:53.416	1:52.405	1:52.353	1:55.828	2:18.997	6:43.292
			11 - 20	1:53.928	1:52.742	1:54.920	2:19.422	44:21.183	1:51.111	1:51.106	1:51.448	1:51.739	1:51.606
			21 - 30	1:24:57.965	1:52.809	1:52.152	1:56.946	1:51.764	1:53.352	2:22.261	46:03.169	1:51.524	1:50.791
			31 - 40	1:50.399	1:50.563	2:18.228	7:06.850	1:51.365	1:59.870	1:50.507	2:03.072	1:51.500	2:21.415
			41 - 50	59:14.589	1:51.240	1:51.245	1:53.839	1:53.579	1:50.217	1:52.665	1:50.742	1:56.641	1:51.704
			51 - 60	1:53.065	1:55.030	1:54.087	1:52.925	2:17.469	48:41.384	1:49.810	1:49.996	1:49.699	1:50.079
			61 - 70	1:50.045	1:50.223	1:51.124	1:50.267	2:26.109	57:53.957	1:55.852	1:50.635	1:50.616	1:57.928
			71 - 80	2:04.458	2:18.031	4:10.583	1:52.160	1:52.816	2:23.464				
43	Marco Gaggi	76	1 - 10	2:10.923	1:57.127	1:55.678	1:55.327	1:55.776	1:54.257	2:25.136	50:50.548	1:52.980	1:52.489
			11 - 20	1:59.244	1:52.511	1:52.469	1:56.861	1:51.862	1:51.851	1:51.982	1:58.243	1:51.720	2:19.999
			21 - 30	51:42.977	1:55.906	1:52.123	1:51.867	2:16.748	6:56.489	1:52.056	1:51.498	1:51.180	2:15.043
			31 - 40	47:12.506	1:50.851	1:50.344	1:50.747	1:50.763	2:14.046	13:21.019	1:51.488	1:55.587	2:20.260
			41 - 50	1:03:10.421	1:51.544	1:54.332	1:51.577	1:51.452	1:51.269	1:51.240	1:51.173	1:50.971	2:16.746
			51 - 60	53:50.193	1:51.150	1:51.078	1:50.950	1:51.173	1:50.861	1:51.036	1:52.812	1:50.639	1:51.040
			61 - 70	2:23.387	55:14.586	1:50.758	1:50.275	1:55.008	1:50.400	1:49.756	1:50.993	2:04.064	1:51.247
			71 - 80	1:50.391	2:16.252	4:30.412	1:57.405	1:50.573	2:32.286				
71	Loris Veneman	75	1 - 10	2:02.070	1:53.584	1:51.229	1:50.570	1:51.302	2:10.432	3:03.088	1:50.486	1:50.593	1:50.720
			11 - 20	1:50.340	2:12.832	52:05.419	1:50.906	1:51.154	1:50.727	1:51.326	1:51.794	1:51.358	2:14.527
			21 - 30	1:01:57.400	1:49.615	1:49.692	1:49.486	1:49.825	1:49.686	2:10.603	2:17.386	2:07.861	1:00:24.688
			31 - 40	1:50.845	1:50.466	1:50.439	1:50.294	1:50.735	1:51.656	1:50.613	2:13.521	1:14:16.067	1:51.741
			41 - 50	1:51.401	1:57.985	1:50.653	1:50.660	1:50.928	1:51.022	1:50.887	1:50.660	1:50.473	1:50.613
			51 - 60	1:51.360	1:50.851	1:50.700	1:50.606	2:17.618	46:46.749	1:50.622	1:50.256	1:50.328	1:50.300
			61 - 70	1:50.069	1:50.092	1:50.221	2:17.257	58:20.950	1:49.429	1:49.200	1:49.321	2:00.015	2:03.379
			71 - 80	1:49.198	1:49.489	1:49.612	1:49.918	2:16.601					
65	Ferre Flerackers	74	1 - 10	2:03.696	2:15.668	5:45.088	1:51.791	1:50.658	1:50.637	1:55.292	1:51.485	2:07.181	4:15.117


WorldSPB-WorldWCR Test

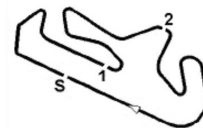
Test Day

19 - 23 March 2026

Laptimes - WSPB - Combined All Day

Autodromo Internacional Algarve - 4592mtr.

Nbr	Name	Laps	lap	Lap ..1	Lap ..2	Lap ..3	Lap ..4	Lap ..5	Lap ..6	Lap ..7	Lap ..8	Lap ..9	Lap ..0
			11 - 20	1:51.459	2:12.848	50:47.875	1:51.194	1:50.525	1:50.347	2:13.076	5:12.073	1:50.978	1:56.048
			21 - 30	2:31.470	51:24.165	1:49.812	1:49.839	1:49.837	2:11.480	11:33.239	1:49.545	1:53.441	1:50.452
			31 - 40	1:50.210	2:19.912	1:03.96.9 07	1:50.885	1:51.044	1:50.512	2:21.156	4:09.785	1:50.435	1:50.742
			41 - 50	1:50.703	1:55.124	2:03.174	1:50.308	2:16.745	46:40.622	1:50.146	1:50.211	1:50.436	1:50.442
			51 - 60	1:51.412	2:24.626	5:14.779	1:58.091	1:50.843	1:50.914	2:14.711	48:34.246	2:06.577	1:49.411
			61 - 70	1:48.961	1:50.372	1:50.801	1:50.279	1:56.152	1:50.134	1:49.296	1:49.478	1:50.360	2:10.941
			71 - 80	1:50.658	1:58.220	1:52.114	2:34.236						
77	Jose Osuna	69	1 - 10	2:03.256	1:53.094	1:52.840	1:51.624	1:51.441	2:16.485	1:08.37.3 87	1:10.42.8 02	1:51.112	1:50.717
			11 - 20	1:50.687	1:52.396	1:50.552	2:16.985	9:57.860	1:51.186	1:50.798	1:50.549	2:17.007	45:50.317
			21 - 30	1:50.565	1:52.406	1:50.591	1:50.203	1:50.858	1:50.489	2:15.521	8:09.952	1:50.070	1:50.334
			31 - 40	1:51.452	2:16.482	1:04.17.9 40	1:51.615	1:55.255	1:50.621	1:50.452	1:55.512	1:49.969	1:50.138
			41 - 50	1:50.152	1:54.076	2:13.678	51:59.901	1:49.800	1:51.416	1:50.126	1:51.421	1:50.448	1:54.675
			51 - 60	1:50.173	1:53.230	1:49.846	2:14.162	5:05.153	1:50.326	1:50.400	2:13.397	45:04.799	1:51.311
			61 - 70	1:50.864	1:53.918	1:51.034	1:58.458	1:51.016	1:50.944	1:55.334	1:50.634	2:18.348	
34	Xavi Artigas	69	1 - 10	1:57.447	1:51.762	1:50.624	1:50.663	1:50.369	1:50.623	1:50.511	1:50.307	2:14.407	58:44.663
			11 - 20	7:31.501	1:51.680	2:26.840	10:24.455	1:51.060	1:50.647	1:55.143	2:15.858	44:12.426	1:50.117
			21 - 30	1:50.907	1:50.820	2:11.331	3:10.331	1:50.465	1:50.333	1:50.156	2:15.994	57:29.695	1:50.990
			31 - 40	1:50.452	1:50.115	1:50.227	1:50.046	1:51.959	1:50.200	1:50.212	2:21.568	1:13.24.6 65	1:50.897
			41 - 50	1:50.448	1:50.574	1:50.626	1:50.365	1:50.396	2:14.790	1:00.20.2 68	1:51.381	1:51.219	1:50.610
			51 - 60	1:50.729	1:50.895	2:15.019	6:09.776	1:50.716	1:50.494	2:12.007	52:07.178	1:49.364	1:49.284
			61 - 70	1:48.894	1:50.806	1:51.739	1:49.925	1:52.919	1:50.110	1:49.936	1:49.884	2:16.934	
41	Ioannis Peristeras	69	1 - 10	2:04.631	1:53.770	1:53.389	1:56.951	1:52.552	2:18.357	1:10.13.3 76	1:53.387	1:53.147	1:57.975
			11 - 20	1:53.332	1:52.862	1:52.166	1:52.384	2:20.872	44:00.721	1:50.913	1:51.791	1:51.575	2:16.154
			21 - 30	4:08.989	1:52.963	2:16.994	3:41.616	1:52.544	1:52.441	2:25.188	52:06.191	1:50.280	1:50.591
			31 - 40	1:51.359	2:20.425	3:53.752	1:50.887	1:51.049	2:09.027	1:57.982	1:55.636	1:55.100	1:51.456
			41 - 50	2:24.672	1:12.31.9 75	1:57.405	1:51.648	1:53.184	2:01.908	1:56.041	1:56.153	1:51.854	2:16.041
			51 - 60	48:58.108	1:51.299	2:02.025	1:51.197	2:21.107	8:17.041	1:51.511	1:51.854	2:22.130	50:13.308
			61 - 70	1:56.889	1:50.456	1:53.767	1:56.438	2:19.853	4:51.556	1:51.969	1:52.840	2:21.836	
69	Alessandro Di Persio	69	1 - 10	2:09.761	1:58.448	1:56.770	1:56.968	1:55.941	1:55.385	2:10.427	58:51.633	1:54.478	1:53.805
			11 - 20	1:53.596	1:53.147	1:53.693	2:14.700	4:16.294	2:13.539	49:33.530	1:57.644	1:53.437	1:53.177
			21 - 30	2:18.137	9:29.878	1:52.366	1:52.531	1:53.893	2:16.014	50:36.068	1:51.264	1:52.328	1:53.739
			31 - 40	1:51.966	2:12.988	7:06.485	1:51.830	1:52.629	1:55.191	2:18.216	1:09.47.0 46	2:08.782	6:15.959
			41 - 50	1:56.453	2:12.851	3:24.656	1:53.207	2:15.980	44:06.042	1:52.980	1:55.052	1:51.957	2:00.150
			51 - 60	1:52.264	2:12.789	10:04.481	1:53.303	1:52.833	1:53.271	1:53.044	2:22.033	44:42.622	1:52.489
			61 - 70	2:15.316	5:23.755	1:52.313	1:53.150	1:52.033	1:52.491	1:54.477	1:58.889	2:18.077	
16	Alvaro Fuertes	67	1 - 10	2:00.738	1:52.654	1:51.707	1:51.291	1:52.505	1:51.532	2:16.154	1:07.14.2 00	1:51.630	1:50.726
			11 - 20	1:50.439	1:50.902	2:17.284	3:31.568	1:50.344	2:24.202	53:17.168	1:50.665	1:50.448	1:51.302
			21 - 30	1:50.787	1:50.958	2:17.735	10:46.396	1:51.152	1:51.049	1:51.308	2:18.187	45:00.193	1:50.066
			31 - 40	1:50.144	1:50.060	1:50.514	1:54.101	1:49.810	2:15.393	8:09.624	1:50.979	1:49.776	1:50.468
			41 - 50	2:17.199	1:06.35.1 65	1:51.835	1:51.609	1:57.739	1:53.045	1:50.509	1:51.183	2:23.462	55:03.883
			51 - 60	1:50.027	1:52.773	1:49.619	1:50.175	1:52.499	1:49.922	1:55.544	1:49.500	2:18.245	57:52.651
			61 - 70	1:51.419	1:57.833	1:51.288	1:52.010	1:51.863	1:51.724	2:18.393			
27	Felix Mulya	65	1 - 10	2:05.385	1:54.206	1:53.607	1:56.383	1:53.781	1:55.439	1:53.235	1:52.392	2:26.930	52:41.419
			11 - 20	1:53.315	1:52.377	2:21.330	5:35.114	1:53.357	1:54.240	1:55.815	2:37.225	7:42.105	2:25.019
			21 - 30	44:47.483	1:51.827	1:51.635	2:12.972	1:50.899	1:50.633	2:05.497	1:51.815	2:22.141	4:01.272
			31 - 40	1:57.886	2:19.975	3:49.854	2:29.411	1:06.22.3 11	1:52.665	3:19.737	1:02.16.6 71	1:52.253	1:55.795


WorldSPB-WorldWCR Test

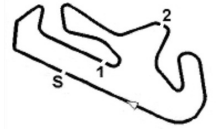
Test Day

19 - 23 March 2026

Laptimes - WSPB - Combined All Day

Autodromo Internacional Algarve - 4592mtr.

Nbr	Name	Laps	lap	Lap ..1	Lap ..2	Lap ..3	Lap ..4	Lap ..5	Lap ..6	Lap ..7	Lap ..8	Lap ..9	Lap ..0
			41 - 50	1:52.408	1:51.814	2:00.507	1:51.292	2:22.360	5:17.761	1:51.795	1:52.560	1:52.164	1:54.530
			51 - 60	2:41.328	44:33.357	1:53.021	1:51.339	1:57.265	1:51.141	1:50.979	2:25.604	1:51.765	1:50.847
			61 - 70	2:27.278	3:20.545	2:24.453	4:03.557	3:40.084					
68	Kas Beekmans	64	1 - 10	1:55.318	1:53.744	1:52.811	2:13.323	14:33.951	1:52.136	1:51.999	1:52.952	2:13.734	44:26.075
			11 - 20	1:50.621	1:51.592	1:51.341	1:53.447	2:12.095	12:47.358	1:50.806	1:51.928	1:51.745	2:12.747
			21 - 30	1:59.20.0 78	1:51.040	1:50.297	1:50.398	1:50.783	1:50.308	1:51.169	1:50.856	2:15.479	10:45.623
			31 - 40	1:51.018	2:11.982	1:00.33.8 48	1:51.581	1:50.880	1:55.099	1:53.561	1:50.455	1:51.633	1:51.055
			41 - 50	1:50.481	1:53.417	1:50.472	2:14.314	53:30.226	1:55.180	1:52.000	1:51.267	2:16.088	8:57.646
			51 - 60	1:49.837	1:52.000	1:49.438	1:50.237	2:09.556	56:14.586	1:52.377	2:11.000	7:32.672	1:53.502
			61 - 70	1:51.355	1:53.659	1:50.567	2:16.158						
18	Bruno leraci	62	1 - 10	2:05.880	2:18.896	11:59.260	2:15.511	53:42.090	1:51.708	1:51.857	2:16.271	7:44.088	1:51.659
			11 - 20	1:51.761	1:51.791	1:52.259	1:51.527	2:01.902	2:25.543	58:03.227	1:50.646	1:51.386	1:50.747
			21 - 30	1:50.067	1:50.799	1:52.223	1:50.521	2:17.188	1:01:46.6 94	1:50.941	1:50.582	1:50.689	1:54.752
			31 - 40	1:57.096	1:50.903	1:59.064	1:50.742	2:18.968	1:08:24.5 24	1:50.181	1:50.354	1:51.177	2:21.292
			41 - 50	5:54.708	1:50.684	1:50.710	1:50.612	2:31.301	45:22.628	1:50.580	1:50.846	1:50.748	1:55.079
			51 - 60	2:26.653	5:29.474	1:51.013	1:50.795	1:50.801	2:32.548	59:07.653	2:04.762	1:51.421	1:51.287
			61 - 70	1:55.820	2:24.747								
50	Carter Thompson	61	1 - 10	2:10.477	2:01.265	1:56.079	1:54.636	1:54.911	1:55.027	1:55.147	1:55.092	1:54.516	1:55.007
			11 - 20	2:34.450	2:08.22.7 93	1:53.876	1:52.962	1:52.562	1:52.879	1:53.028	2:14.186	11:21.290	1:52.145
			21 - 30	1:52.742	2:16.530	1:03:36.7 20	1:53.589	1:53.348	1:52.064	1:57.826	1:52.871	1:51.700	1:52.211
			31 - 40	1:51.849	1:58.398	1:51.991	1:51.756	1:51.596	2:17.007	45:35.281	2:49.047	1:52.386	1:52.400
			41 - 50	2:11.430	3:44.665	1:52.783	1:52.278	1:54.978	2:13.594	54:01.474	1:51.258	1:51.238	1:51.992
			51 - 60	1:51.238	1:51.200	1:58.969	1:57.854	1:50.978	1:50.770	2:14.875	4:32.890	1:56.021	1:51.788
			61 - 70	2:17.439									
23	Elia Bartolini	53	1 - 10	2:13.216	1:50.804	1:54.097	1:57.981	1:58.117	1:51.437	1:50.541	1:51.572	1:50.816	2:15.931
			11 - 20	57:59.390	1:52.052	1:55.571	1:52.746	2:02.932	8:49.421	1:52.126	2:11.909	1:06:07.1 28	1:54.010
			21 - 30	1:51.027	1:51.073	1:52.539	1:52.904	1:52.113	1:54.973	1:52.082	1:52.007	1:52.112	1:51.758
			31 - 40	2:16.403	47:14.022	1:52.267	1:52.256	1:52.764	1:52.496	2:00.438	1:53.407	2:03.058	1:52.104
			41 - 50	1:55.218	1:51.687	2:12.908	1:01:18.2 40	2:04.106	1:51.284	1:51.775	1:50.124	1:57.742	1:57.288
			51 - 60	1:55.270	1:51.089	1:54.113							
36	Diego Poncet	51	1 - 10	1:56.229	1:52.131	1:51.304	1:51.147	1:50.948	2:02.823	7:12.102	1:51.512	2:11.463	56:14.924
			11 - 20	1:49.838	1:49.200	1:49.484	1:49.580	2:09.613	1:00:29.2 43	1:50.342	1:50.301	1:49.908	1:52.249
			21 - 30	1:50.484	1:50.283	2:16.466	1:13:55.0 92	1:49.923	1:49.506	1:49.602	1:49.771	1:50.539	1:50.197
			31 - 40	1:50.245	1:49.848	1:49.747	2:13.591	1:00:28.0 59	1:50.422	1:49.807	1:52.603	1:50.294	2:09.890
			41 - 50	1:03:20.3 66	1:50.047	1:49.501	1:49.199	2:10.114	7:36.254	1:49.386	1:49.588	1:49.572	1:49.555
			51 - 60	2:11.495									
7	Benat Fernandez	51	1 - 10	2:17.374	6:44.158	1:55.174	1:53.661	1:53.095	1:52.939	1:52.538	1:52.038	1:51.773	1:51.585
			11 - 20	1:51.698	2:09.246	46:41.910	1:53.129	1:52.826	1:52.358	1:52.052	1:55.948	1:52.117	1:51.936
			21 - 30	1:52.198	1:52.811	1:52.176	2:12.433	53:10.684	1:51.895	1:51.586	1:52.356	1:52.173	2:17.830
			31 - 40	3:50:33.1 63	1:54.341	1:53.391	2:07.113	14:13.220	1:51.930	2:10.698	49:40.846	1:51.561	1:51.015
			41 - 50	1:51.001	2:02.486	1:54.316	1:51.177	1:50.218	7:30.092	1:58.767	1:50.524	1:50.811	2:00.610
			51 - 60	2:57.898									
66	Phillip Tonn	41	1 - 10	2:03.726	1:57.120	1:55.406	1:53.930	2:17.113	52:42.088	2:07.243	5:04.190	1:52.725	1:52.171
			11 - 20	1:52.236	1:55.688	1:51.908	1:51.544	2:16.791	48:53.545	1:51.264	2:15.852	3:58:10.1 33	1:51.586
			21 - 30	1:52.011	1:53.404	1:55.467	1:51.012	1:51.124	2:10.916	3:41.654	1:52.111	1:50.820	1:52.196
			31 - 40	1:51.889	2:14.447	45:12.041	4:14.619	2:06.663	4:24.418	1:55.317	2:10.746	5:31.247	1:55.274



WorldSPB-WorldWCR Test

Test Day

19 - 23 March 2026

Laptimes - WSPB - Combined All Day

Autodromo Internacional Algarve - 4592mtr.

Nbr	Name	Laps	lap	Lap ..1	Lap ..2	Lap ..3	Lap ..4	Lap ..5	Lap ..6	Lap ..7	Lap ..8	Lap ..9	Lap ..0
			41 - 50	2:11.189									
21	Troy Sovicka	40	1 - 10	2:06.448	1:55.941	1:56.188	1:55.488	1:55.528	2:21.196	45:43.484	1:55.073	1:54.787	1:57.007
			11 - 20	1:57.670	1:55.929	2:16.286	1:56.33.2 85	1:56.856	1:55.556	1:54.276	1:54.518	2:28.266	44:09.834
			21 - 30	1:54.063	1:54.380	1:54.234	1:53.618	2:05.259	1:59.980	2:22.151	3:25.197	1:57.323	2:22.997
			31 - 40	52:28.172	1:58.953	1:54.513	1:54.567	1:55.067	1:54.484	2:19.474	2:48.291	1:53.650	2:26.235
89	Taiyo Aksu	37	1 - 10	2:12.454	1:53.694	1:52.629	1:52.657	2:18.632	3:32.304	2:00.690	1:52.761	1:53.429	2:34.294
			11 - 20	3:39.657	2:10.513	1:53.632	2:19.066	1:54.16.5 73	1:54.020	1:53.273	1:52.899	1:53.844	2:22.128
			21 - 30	4:26.787	1:53.004	1:51.888	1:54.097	1:54.782	1:52.109	2:24.335	1:57.41.5 14	1:52.127	2:22.714
			31 - 40	51:24.396	2:11.012	1:53.093	2:14.034	2:12.188	4:46.955	2:11.051			
79	Tomas Alonso	35	1 - 10	2:01.593	2:00.487	1:57.673	1:56.097	1:59.421	1:55.260	2:05.577	1:54.635	1:56.905	1:54.432
			11 - 20	1:59.043	2:22.529	1:28.08.6 38	2:19.242	44:59.050	1:57.023	1:54.504	2:16.360	5:36.741	1:54.187
			21 - 30	2:03.007	1:53.518	2:18.008	8:23.202	46:50.733	2:17.101	5:08.656	1:54.237	1:53.882	1:54.193
			31 - 40	2:04.502	2:24.692	9:11.497	1:55.772	2:20.594					
26	Mirko Gennai	33	1 - 10	2:13.963	2:07.127	2:30.157	14:50.012	2:02.079	2:01.528	2:01.010	2:01.850	2:25.130	1:09.51.5 70
			11 - 20	1:58.317	2:18.799	46:16.395	9:40.184	1:55.945	1:56.053	1:56.112	1:55.505	1:55.811	1:56.598
			21 - 30	1:55.501	1:55.291	2:22.055	1:14.16.1 43	2:19.309	14:10.764	2:18.350	45:27.384	1:58.122	1:56.591
			31 - 40	2:17.224	1:06.20.6 17	2:17.400							
6	Jeffrey Buis	24	1 - 10	2:00.883	1:52.165	2:11.900	6:40.808	2:18.06.1 72	1:49.665	2:09.709	17:47.457	2:08.825	1:03.04.4 38
			11 - 20	1:50.371	1:50.060	1:49.746	1:49.893	1:49.990	1:49.840	2:13.830	1:04.20.1 53	1:51.605	1:50.544
			21 - 30	1:50.438	1:50.859	1:50.503	2:18.553						