

Portimao Test

Test Day

9 - 13 March 2026

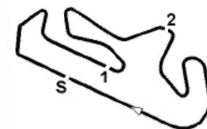
Laps and Sector Times - BbKRT Portimao Test - 13-03-2

Autodromo Internacional Algarve - 4592mtr.

9 DANILLO PETRUCCI - BIKE 1									BMW										
lap	Sect-1	Speed	Sect-2	Speed	Sect-3	Speed	TopSpeed	laptime	pit	lap	Sect-1	Speed	Sect-2	Speed	Sect-3	Speed	Topspeed	laptime	pit
1	Pit Out		30.832	121.6	44.790			1:48.163		37	32.940		29.233	124.0	39.488		306.8	1:41.661	
2	33.127		29.258	122.0	39.620		306.8	1:42.005		38	32.809		29.284	118.9	39.462		305.1	1:41.555	
3	32.934		29.211	119.1	39.428		306.8	1:41.573		39	32.853		29.300	122.4	39.602		305.9	1:41.755	
4	33.054		29.222	117.9	39.353		305.9	1:41.629		40	35.466		30.089	119.9	40.154		305.1	1:45.709	
5	33.048		29.182	120.1	39.324		309.5	1:41.554		41	33.908		29.768	120.4	40.172		305.1	1:43.848	
6	36.310		31.763	117.9	Pit In		301.7	1:59.073		42	32.845		29.434	121.2	39.516		303.4	1:41.795	
7	Pit Out		29.912	118.7	40.059			17:57.924		43	32.923		29.251	122.7	39.506		305.1	1:41.680	
8	33.079		29.214	122.4	39.328		<u>311.2</u>	1:41.621		44	36.643		31.985	120.1	Pit In		305.1	2:02.460	
9	33.054		29.261	121.1	39.370		306.8	1:41.685		45	Pit Out		29.944	119.6	39.944			12:34.338	
10	32.943		29.100	120.4	39.315		307.7	1:41.358		46	33.095		29.379	120.8	40.199		305.1	1:42.673	
11	32.901		29.206	120.4	39.549		307.7	1:41.656		47	33.122		29.385	122.6	39.676		305.1	1:42.183	
12	33.051		29.264	120.8	40.613		307.7	1:42.928		48	37.489		33.220	115.4	Pit In		294.3	2:03.719	
13	32.822		29.327	115.8	39.251		308.6	1:41.400		49	Pit Out		30.134	120.4	40.157			25:10.916	
14	37.222		32.190	117.9	Pit In		308.6	2:03.808		50	32.809		29.371	123.6	39.448		305.1	1:41.628	
15	Pit Out		29.911	119.3	39.854			14:06.039		51	35.274		31.745	121.2	40.843		303.4	1:47.862	
16	32.805		29.181	120.0	39.188		309.5	1:41.174		52	32.944		29.269	122.2	39.732		308.6	1:41.945	
17	34.343		34.259	112.1	Pit In		310.3	2:01.955		53	37.304		32.453	118.9	Pit In		282.7	2:01.566	
18	Pit Out		29.672	117.9	39.445			27:00.656		54	Pit Out		31.739	123.1	40.370			14:45.650	
19	33.069		29.288	123.7	39.356		309.5	1:41.713		55	32.999		32.547	120.1	39.717		301.7	1:45.263	
20	32.899		29.484	119.9	39.298		<u>311.2</u>	1:41.681		56	32.985		29.114	123.1	39.449		304.2	1:41.548	
21	33.208		31.290	119.2	40.596		309.5	1:45.094		57	32.937		30.213	120.7	40.701		305.1	1:43.851	
22	33.112		29.731	118.8	Pit In		308.6	1:57.255		58	33.023		29.224	122.0	39.699		302.5	1:41.946	
23	Pit Out		30.258	117.4	40.510			21:39.253		59	38.762		31.412	120.0	Pit In		302.5	2:03.800	
24	33.056		29.366	119.7	39.431		305.9	1:41.853		60	Pit Out		29.837	120.0	39.764			11:19.420	
25	33.028		29.329	121.2	39.558		305.9	1:41.915		61	32.835		29.105	122.6	39.376		301.7	1:41.316	
26	32.976		29.354	123.6	39.544		307.7	1:41.874		62	32.967		31.791	119.6	41.257		302.5	1:46.015	
27	36.334		31.479	119.2	Pit In		306.8	1:58.461		63	32.854		32.329	118.2	40.457		302.5	1:45.640	
28	Pit Out		29.981	120.5	39.638			13:24.593		64	32.872		29.068	122.7	42.867		303.4	1:44.807	
29	<u>32.749</u>		29.116	123.3	<u>39.093</u>		306.8	<u>1:40.958</u>		65	32.843		29.239	120.3	40.513		303.4	1:42.595	
30	32.815		31.952	120.0	Pit In		305.9	1:56.392		66	33.057		33.701	119.3	Pit In		300.8	1:57.789	
31	Pit Out		29.848	121.5	39.804			26:19.097		67	Pit Out		29.921	122.9	40.076			28:49.767	
32	32.809		<u>29.058</u>	123.1	39.273		307.7	1:41.140		68	32.811		29.075	124.3	39.611		303.4	1:41.497	
33	32.939		29.199	120.1	40.620		309.5	1:42.758		69	32.929		30.133	115.3	41.478		300.8	1:44.540	
34	32.872		29.219	<u>125.1</u>	39.433		305.9	1:41.524		70	32.990		29.067	122.9	39.568		300.8	1:41.625	
35	19:49.461		29.967	120.8	40.116		306.8	1:20:59.544		71	36.895		31.534	119.5	Pit In		300.0	1:59.550	
36	32.900		29.388	118.6	39.546		305.9	1:41.834		72									

9 DANILLO PETRUCCI - BIKE 2									BMW										
lap	Sect-1	Speed	Sect-2	Speed	Sect-3	Speed	TopSpeed	laptime	pit	lap	Sect-1	Speed	Sect-2	Speed	Sect-3	Speed	Topspeed	laptime	pit
1	Pit Out		30.754	116.9	40.797			1:44.846		5	32.976		<u>29.173</u>	122.4	<u>39.582</u>		304.2	<u>1:41.731</u>	
2	33.946		30.043	115.5	Pit In		303.4	1:54.146		6	41.153		32.605	118.7	Pit In		<u>306.8</u>	2:07.509	
3	Pit Out		30.842	122.4	41.428			x:43:47.671		7	Pit Out		33.274	118.6	Pit In			2:44.182	
4	<u>32.962</u>		29.727	<u>123.4</u>	40.897		297.5	1:43.586		8	Pit Out		32.988	116.1	Pit In			2:43.885	

14 SAM LOWES - BIKE 1									DUCATI										
lap	Sect-1	Speed	Sect-2	Speed	Sect-3	Speed	TopSpeed	laptime	pit	lap	Sect-1	Speed	Sect-2	Speed	Sect-3	Speed	Topspeed	laptime	pit
1	Pit Out		31.046	120.9	40.298			1:47.233		31	Pit Out		30.678	125.9	39.690			20:01.556	
2	33.483		29.439	124.9	39.580		300.8	1:42.502		32	8:57.263		29.804	122.9	39.869		305.1	10:06.936	
3	33.314		29.200	127.7	39.338		300.8	1:41.852		33	32.924		29.587	126.3	39.221		306.8	1:41.732	



Portimao Test

Test Day

9 - 13 March 2026

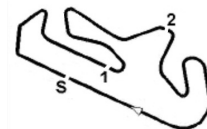
Laps and Sector Times - BbKRT Portimao Test - 13-03-2

Autodromo Internacional Algarve - 4592mtr.

4	33.085	28.975	<u>131.2</u>	Pit In	300.0	1:55.011	34	<u>32.730</u>	29.122	127.2	39.091	307.7	1:40.943
5	Pit Out	30.043	120.7	40.074		9:15.919	35	32.840	28.915	127.7	39.007	307.7	1:40.762
6	33.150	29.107	126.6	39.318	304.2	1:41.575	36	32.882	29.107	129.8	39.039	307.7	1:41.028
7	32.982	28.975	127.8	39.287	303.4	1:41.244	37	35.909	30.924	121.2	Pit In	296.7	1:59.904
8	32.984	29.106	125.3	39.258	302.5	1:41.348	38	Pit Out	31.453	121.9	40.562		1:37:40.676
9	35.420	31.147	117.4	Pit In	291.1	1:59.225	39	33.731	29.218	127.1	39.599	303.4	1:42.548
10	Pit Out	30.259	122.9	40.308		15:32.419	40	33.192	29.257	127.2	39.445	304.2	1:41.894
11	33.175	29.050	130.0	39.506	305.9	1:41.731	41	32.954	29.285	129.8	39.346	305.1	1:41.585
12	33.103	28.927	128.9	39.448	305.1	1:41.478	42	32.983	29.010	128.3	39.167	303.4	1:41.160
13	33.005	28.957	126.5	39.130	<u>308.6</u>	1:41.092	43	32.995	29.013	127.5	39.205	305.1	1:41.213
14	35.883	31.841	118.4	Pit In	302.5	2:01.408	44	35.566	33.596	123.4	Pit In	305.1	1:58.916
15	Pit Out	30.453	119.7	40.350		22:52.829	45	Pit Out	30.432	120.3	40.181		16:09.504
16	33.496	29.181	125.6	39.318	305.9	1:41.995	46	33.314	29.181	127.4	39.472	301.7	1:41.967
17	33.191	28.972	127.2	39.296	307.7	1:41.459	47	32.912	29.145	128.7	39.329	304.2	1:41.386
18	33.002	28.946	126.0	39.233	<u>308.6</u>	1:41.181	48	33.055	29.008	130.8	39.482	303.4	1:41.545
19	35.578	32.236	119.5	Pit In	305.9	2:01.529	49	33.041	29.024	126.3	39.250	304.2	1:41.315
20	Pit Out	30.443	124.1	39.853		20:05.096	50	33.164	29.055	128.6	39.232	301.7	1:41.451
21	33.014	29.004	127.7	39.218	307.7	1:41.236	51	32.967	29.013	130.1	39.277	302.5	1:41.257
22	33.150	28.893	128.6	39.245	301.7	1:41.288	52	32.971	28.917	127.8	39.322	303.4	1:41.210
23	32.809	28.905	126.9	39.342	305.9	1:41.056	53	36.334	31.466	120.8	Pit In	293.5	2:00.423
24	37.666	32.522	118.2	Pit In	307.7	2:05.025	54	Pit Out	30.013	123.0	39.953		16:51.410
25	Pit Out	31.408	119.9	40.119		39:47.892	55	32.911	28.891	126.9	39.156	301.7	1:40.958
26	33.396	28.990	127.8	39.436	296.7	1:41.822	56	32.832	<u>28.673</u>	128.1	<u>38.968</u>	302.5	<u>1:40.473</u>
27	33.103	28.899	127.2	39.202	305.9	1:41.204	57	32.792	29.597	123.7	39.360	303.4	1:41.749
28	32.899	28.951	128.6	39.260	305.9	1:41.110	58	32.842	29.292	127.1	39.110	302.5	1:41.244
29	32.816	28.945	127.4	39.312	304.2	1:41.073	59	32.973	29.043	127.5	39.193	301.7	1:41.209
30	37.373	30.314	124.3	Pit In	296.7	2:00.191	60	35.704	30.853	120.0	Pit In	299.2	1:57.736

22 ALEX LOWES - BIKE - 2										BIMOTA									
lap	Sect-1	Speed	Sect-2	Speed	Sect-3	Speed	TopSpeed	laptime	pit	lap	Sect-1	Speed	Sect-2	Speed	Sect-3	Speed	Topspeed	laptime	pit
1	Pit Out		30.644	117.8	40.223			1:52.521		10	32.933		33.256	120.4	39.524		<u>308.6</u>	1:45.713	
2	33.125		29.342	122.6	39.566		303.4	1:42.033		11	32.802		29.053	<u>126.8</u>	<u>39.220</u>		300.8	<u>1:41.075</u>	
3	33.141		29.158	123.7	39.463		305.1	1:41.762		12	<u>32.757</u>		32.782	118.6	Pit In		305.1	1:59.862	
4	33.162		29.151	122.6	Pit In		304.2	1:54.845		13	Pit Out		30.131	121.8	40.239			28:57.234	
5	Pit Out		30.238	120.1	39.801			25:04.177		14	33.270		29.412	121.2	39.691		301.7	1:42.373	
6	33.370		29.349	120.9	39.426		303.4	1:42.145		15	33.039		29.353	119.9	39.589		301.7	1:41.981	
7	33.159		<u>29.027</u>	125.4	39.450		304.2	1:41.636		16	32.900		29.367	124.4	39.785		305.1	1:42.052	
8	33.125		29.057	124.7	39.381		<u>308.6</u>	1:41.563		17	34.549		31.301	114.0	Pit In		305.1	2:01.732	
9	32.941		29.044	124.3	39.303		305.1	1:41.288		18									

22 ALEX LOWES - BIKE - 1										BIMOTA									
lap	Sect-1	Speed	Sect-2	Speed	Sect-3	Speed	TopSpeed	laptime	pit	lap	Sect-1	Speed	Sect-2	Speed	Sect-3	Speed	Topspeed	laptime	pit
1	Pit Out		30.696	116.4	39.949			1:51.411		30	32.870		29.189	119.3	39.371		306.8	1:41.430	
2	33.275		29.221	124.7	39.458		298.3	1:41.954		31	34.623		32.646	112.7	Pit In		305.1	2:01.713	
3	32.971		29.162	122.3	39.104		305.1	1:41.237		32	Pit Out		30.971	121.3	39.726			14:01.162	
4	32.921		29.000	122.2	39.148		310.3	1:41.069		33	<u>32.664</u>		28.950	<u>125.9</u>	39.134		302.5	1:40.748	
5	32.776		30.809	119.7	Pit In		304.2	1:54.267		34	32.683		28.896	120.8	<u>39.035</u>		307.7	<u>1:40.614</u>	
6	Pit Out		30.139	117.6	40.534			12:33.544		35	32.720		28.886	122.4	39.150		306.8	1:40.756	
7	33.266		29.356	120.8	39.689		307.7	1:42.311		36	32.691		28.995	123.0	39.127		306.8	1:40.813	
8	33.307		29.270	120.8	39.706		298.3	1:42.283		37	35.102		29.170	120.3	Pit In		298.3	1:58.517	



Portimao Test

Test Day

9 - 13 March 2026

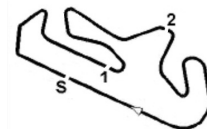
Laps and Sector Times - BbKRT Portimao Test - 13-03-2

Autodromo Internacional Algarve - 4592mtr.

9	32.926	29.256	122.4	39.421	303.4	1:41.603	38	Pit Out	30.599	117.3	40.178	13:28.499	
10	32.851	29.144	<u>125.9</u>	39.378	305.9	1:41.373	39	33.059	29.286	121.8	39.787	302.5	1:42.132
11	34.268	31.229	117.5	Pit In	309.5	1:58.768	40	32.922	29.365	119.9	39.544	304.2	1:41.831
12	Pit Out	29.830	118.2	39.779		1:46:05.801	41	32.788	29.209	120.8	39.344	305.1	1:41.341
13	33.078	29.161	121.9	39.463	305.1	1:41.702	42	32.937	29.178	120.9	39.486	305.9	1:41.601
14	32.857	29.136	121.8	39.453	305.9	1:41.446	43	32.885	29.156	120.0	39.430	305.9	1:41.471
15	32.780	29.245	121.1	39.373	304.2	1:41.398	44	32.855	29.235	121.8	39.297	307.7	1:41.387
16	32.774	29.172	123.0	39.320	308.6	1:41.266	45	32.823	29.009	124.9	39.353	300.8	1:41.185
17	32.888	<u>28.858</u>	123.4	Pit In	305.9	1:53.334	46	32.736	28.990	121.6	39.541	304.2	1:41.267
18	Pit Out	30.001	117.6	39.900		20:53.943	47	33.132	28.982	122.0	39.574	303.4	1:41.688
19	33.153	29.245	122.2	39.531	301.7	1:41.929	48	32.911	29.052	120.5	39.477	302.5	1:41.440
20	32.834	29.157	122.0	39.271	305.1	1:41.262	49	32.928	28.974	119.9	39.382	305.9	1:41.284
21	38.908	30.293	120.0	39.493	305.9	1:48.694	50	32.675	29.077	121.6	39.397	305.9	1:41.149
22	32.786	29.044	125.3	39.314	306.8	1:41.144	51	32.707	29.139	120.3	39.381	305.1	1:41.227
23	32.725	28.899	125.3	39.324	308.6	1:40.948	52	32.963	28.958	121.1	39.362	<u>311.2</u>	1:41.283
24	34.740	31.047	116.6	Pit In	299.2	1:58.874	53	32.911	29.134	120.8	39.504	305.1	1:41.549
25	Pit Out	30.090	118.0	39.849		33:21.176	54	32.835	29.194	118.2	39.708	304.2	1:41.737
26	32.846	29.508	121.1	39.532	304.2	1:41.886	55	32.865	29.267	119.7	39.758	305.1	1:41.890
27	33.025	29.281	119.1	39.379	306.8	1:41.685	56	33.009	29.183	122.9	39.590	301.7	1:41.782
28	32.824	29.173	119.6	39.405	309.5	1:41.402	57	32.994	29.043	124.9	39.433	304.2	1:41.470
29	32.885	29.042	117.8	39.438	309.5	1:41.365	58	35.664	29.869	116.1	Pit In	300.8	2:01.252

47 AXEL BASSANI - BIKE 2										BIMOTA									
lap	Sect-1	Speed	Sect-2	Speed	Sect-3	Speed	TopSpeed	laptime	pit	lap	Sect-1	Speed	Sect-2	Speed	Sect-3	Speed	Topspeed	laptime	pit
1	Pit Out		30.315	119.7	40.396			1:44.497		11	Pit Out		30.366	122.0	40.883			22:17.653	
2	33.028		29.471	121.3	39.682		304.2	1:42.181		12	33.130		29.454	124.0	39.834		303.4	1:42.418	
3	<u>32.969</u>		29.393	123.7	39.495		305.9	1:41.857		13	33.087		<u>29.248</u>	123.7	39.600		302.5	1:41.935	
4	38.695		31.342	115.0	Pit In		307.7	1:57.951		14	33.219		29.284	121.2	39.584		304.2	1:42.087	
5	Pit Out		30.688	117.8	40.358			20:55.549		15	39.288		31.470	117.0	Pit In		191.5	2:01.128	
6	33.362		29.701	122.4	39.821		306.8	1:42.884		16	Pit Out		30.550	122.9	40.548			2:06:51.324	
7	33.116		31.344	120.5	40.314		<u>310.3</u>	1:44.774		17	33.150		29.258	121.9	39.695		300.0	1:42.103	
8	33.266		29.680	122.0	39.720		306.8	1:42.666		18	33.109		29.303	121.5	39.773		300.8	1:42.185	
9	33.110		29.402	121.9	<u>39.482</u>		305.1	1:41.994		19	36.939		31.318	<u>124.3</u>	Pit In		270.0	2:02.323	
10	37.099		31.470	122.0	Pit In		281.3	1:57.118		20									

47 AXEL BASSANI - BIKE 1										BIMOTA									
lap	Sect-1	Speed	Sect-2	Speed	Sect-3	Speed	TopSpeed	laptime	pit	lap	Sect-1	Speed	Sect-2	Speed	Sect-3	Speed	Topspeed	laptime	pit
1	Pit Out		31.187	114.6	41.140			1:46.924		29	33.006		29.291	123.1	39.458		303.4	1:41.755	
2	33.285		29.558	123.0	39.453		<u>310.3</u>	1:42.296		30	33.089		29.158	123.9	39.481		301.7	1:41.728	
3	32.986		29.502	122.4	39.402		305.1	1:41.890		31	33.134		29.266	120.9	39.406		305.9	1:41.806	
4	33.042		29.305	125.1	39.370		303.4	1:41.717		32	15:36.524		30.754	120.7	40.378		305.1	16:47.656	
5	<u>32.706</u>		32.459	116.9	40.929		305.1	1:46.094		33	33.186		29.186	124.4	39.480		301.7	1:41.852	
6	33.319		29.122	124.6	39.493		304.2	1:41.934		34	32.870		29.304	124.3	39.403		303.4	1:41.577	
7	38.334		31.483	116.5	Pit In		304.2	2:03.054		35	33.078		29.146	123.6	39.486		304.2	1:41.710	
8	Pit Out		30.684	118.3	40.496			17:01.649		36	35.890		31.470	120.9	Pit In		291.9	1:57.513	
9	33.156		29.485	123.6	39.723		304.2	1:42.364		37	Pit Out		30.331	122.0	40.519			11:41.007	
10	33.273		29.508	122.0	39.697		303.4	1:42.478		38	32.956		29.065	125.9	39.529		303.4	1:41.550	
11	35.212		31.497	118.6	Pit In		301.7	1:56.306		39	33.023		28.980	<u>129.5</u>	39.577		302.5	1:41.580	
12	Pit Out		30.085	119.3	40.254			9:20.428		40	32.968		29.331	124.1	39.355		304.2	1:41.654	
13	33.146		29.478	120.5	39.653		303.4	1:42.277		41	36.429		31.754	117.8	Pit In		290.3	1:56.676	



Portimao Test

Test Day

9 - 13 March 2026

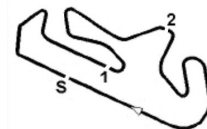
Laps and Sector Times - BbKRT Portimao Test - 13-03-2

Autodromo Internacional Algarve - 4592mtr.

14	33.134	29.350	122.6	39.712	305.1	1:42.196	42	Pit Out	30.697	121.1	40.257	9:10.722	
15	33.084	29.501	119.7	39.698	305.9	1:42.283	43	33.139	29.410	124.3	39.632	300.0	1:42.181
16	36.364	31.543	114.2	Pit In	291.9	1:58.548	44	32.925	29.604	119.7	39.626	300.8	1:42.155
17	Pit Out	30.410	120.5	40.460		1:26:34.400	45	33.097	29.259	123.9	39.540	303.4	1:41.896
18	32.980	29.072	127.1	39.330	303.4	1:41.382	46	36.827	31.590	118.4	Pit In	293.5	1:56.765
19	32.919	29.087	124.0	39.254	305.1	1:41.260	47	Pit Out	30.334	124.3	40.071	38:06.297	
20	32.980	29.068	125.1	<u>39.245</u>	305.1	1:41.293	48	32.800	29.621	125.7	39.512	301.7	1:41.933
21	32.775	<u>28.976</u>	120.8	39.375	302.5	<u>1:41.126</u>	49	32.872	29.121	125.4	39.557	301.7	1:41.550
22	35.749	30.429	122.6	Pit In	270.0	1:55.453	50	33.067	29.147	122.0	39.480	303.4	1:41.694
23	Pit Out	30.507	117.8	40.479		17:56.533	51	37.322	31.998	117.8	Pit In	300.8	2:02.257
24	32.740	29.096	126.0	39.345	302.5	1:41.181	52	Pit Out	30.568	122.9	40.503	33:28.039	
25	33.019	29.218	117.1	39.309	300.0	1:41.546	53	32.990	29.210	121.8	39.599	303.4	1:41.799
26	32.879	29.009	122.3	39.248	303.4	1:41.136	54	33.062	29.335	123.3	39.778	301.7	1:42.175
27	32.978	29.110	125.7	39.474	304.2	1:41.562	55	36.990	31.589	119.5	Pit In	297.5	1:57.720
28	33.014	29.251	123.9	39.527	304.2	1:41.792	56						

55 ANDREA LOCATELLI - BIKE 3										YAMAHA									
lap	Sect-1	Speed	Sect-2	Speed	Sect-3	Speed	TopSpeed	laptime	pit	lap	Sect-1	Speed	Sect-2	Speed	Sect-3	Speed	Topspeed	laptime	pit
1	Pit Out		31.449	120.3	Pit In			1:49.977		13	<u>33.076</u>		29.483	119.5	<u>39.688</u>		<u>306.8</u>	1:42.247	
2	Pit Out		29.736	125.1	40.163			2:40.930		14	33.205		29.876	117.1	Pit In		305.1	1:50.492	
3	33.311		29.855	122.4	40.039		302.5	1:43.205		15	Pit Out		30.922	122.0	40.142		1:57:33.182		
4	33.276		29.452	126.0	40.104		305.1	1:42.832		16	33.253		29.854	125.4	40.100		298.3	1:43.207	
5	33.287		29.589	121.8	40.115		303.4	1:42.991		17	33.261		29.368	123.7	39.970		299.2	1:42.599	
6	33.291		29.393	126.6	40.204		304.2	1:42.888		18	33.229		29.448	126.2	40.032		300.0	1:42.709	
7	33.140		29.677	123.4	Pit In		305.9	1:50.656		19	33.229		29.298	123.9	40.212		300.8	1:42.739	
8	Pit Out		29.881	121.3	40.308			18:38.282		20	33.078		29.558	123.1	40.091		301.7	1:42.727	
9	33.586		29.276	125.0	40.172		304.2	1:43.034		21	33.254		29.666	123.9	Pit In		299.2	1:50.038	
10	33.390		29.344	124.6	40.055		303.4	1:42.789		22	Pit Out		29.478	<u>129.2</u>	39.911		6:59.320		
11	33.118		29.351	123.1	40.012		304.2	1:42.481		23	33.127		29.167	127.4	39.711		299.2	1:42.005	
12	33.159		30.570	100.4	44.980		304.2	1:48.709		24	33.119		<u>29.081</u>	128.6	39.781		299.2	<u>1:41.981</u>	

55 ANDREA LOCATELLI - BIKE 1										YAMAHA									
lap	Sect-1	Speed	Sect-2	Speed	Sect-3	Speed	TopSpeed	laptime	pit	lap	Sect-1	Speed	Sect-2	Speed	Sect-3	Speed	Topspeed	laptime	pit
1	Pit Out		31.647	115.4	45.289			1:51.500		29	34.706		30.635	118.9	Pit In		300.0	1:52.058	
2	33.863		29.742	120.9	39.741		293.5	1:43.346		30	Pit Out		29.556	121.5	39.762		13:24.712		
3	33.190		29.407	123.0	39.702		305.1	1:42.299		31	32.895		29.181	126.6	39.978		304.2	1:42.054	
4	33.052		29.276	123.7	39.746		305.1	1:42.074		32	<u>32.857</u>		29.428	122.4	39.669		304.2	1:41.954	
5	33.208		<u>29.106</u>	127.1	39.744		305.1	1:42.058		33	32.980		29.401	121.1	39.840		304.2	1:42.221	
6	33.016		29.257	125.1	39.679		305.1	1:41.952		34	33.050		29.272	123.3	39.818		305.1	1:42.140	
7	33.799		30.287	115.5	Pit In		305.9	1:50.671		35	32.956		29.357	126.0	39.844		305.1	1:42.157	
8	Pit Out		35.297	74.7	47.486			16:57.878		36	33.487		30.004	121.1	Pit In		303.4	1:50.109	
9	33.089		29.455	124.6	39.598		305.9	1:42.142		37	Pit Out		32.298	101.1	40.094		20:07.658		
10	33.164		29.355	120.8	40.522		305.9	1:43.041		38	33.084		29.418	119.9	39.882		308.6	1:42.384	
11	33.052		29.171	125.3	39.523		306.8	<u>1:41.746</u>		39	33.078		29.584	118.9	39.853		305.9	1:42.515	
12	33.000		30.468	121.2	39.816		305.1	1:43.284		40	32.995		29.439	120.7	39.857		305.1	1:42.291	
13	33.196		29.114	120.9	39.817		301.7	1:42.127		41	33.231		29.508	121.5	39.871		305.1	1:42.610	
14	34.539		30.096	118.2	Pit In		301.7	1:50.836		42	34.725		31.072	115.3	Pit In		305.9	1:50.662	
15	Pit Out		29.780	123.1	40.141			17:07.920		43	Pit Out		36.358	114.2	45.367		1:34:29.528		
16	33.124		29.356	<u>129.8</u>	39.702		305.9	1:42.182		44	33.705		29.624	126.5	40.431		295.9	1:43.760	
17	33.182		29.277	121.8	39.581		305.9	1:42.040		45	33.319		29.436	124.6	40.095		302.5	1:42.850	



Portimao Test

Test Day

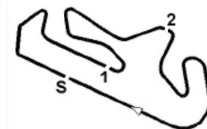
9 - 13 March 2026

Laps and Sector Times - BbKRT Portimao Test - 13-03-2

Autodromo Internacional Algarve - 4592mtr.

18	33.164	29.159	125.7	39.783	307.7	1:42.106	46	33.360	29.397	125.3	40.053	305.9	1:42.810
19	33.028	32.142	115.9	Pit In	307.7	1:53.236	47	33.224	29.378	123.3	39.981	301.7	1:42.583
20	Pit Out	30.491	120.5	40.091		14:21.535	48	33.189	29.583	122.9	39.843	302.5	1:42.615
21	33.102	29.284	120.4	<u>39.428</u>	<u>309.5</u>	1:41.814	49	33.095	29.461	121.9	39.942	304.2	1:42.498
22	33.099	29.482	117.4	39.706	307.7	1:42.287	50	33.048	29.526	121.8	40.074	303.4	1:42.648
23	34.656	30.427	116.5	Pit In	307.7	1:50.428	51	33.188	29.766	119.9	40.159	299.2	1:43.113
24	Pit Out	29.792	119.1	39.912		19:31.286	52	35.860	31.609	113.4	Pit In	288.0	1:53.913
25	33.173	29.273	124.3	39.691	304.2	1:42.137	53	Pit Out	33.970	118.6	40.789		29:38.730
26	33.128	29.298	122.4	39.825	303.4	1:42.251	54	33.312	29.710	122.0	40.277	300.8	1:43.299
27	33.194	29.793	119.9	39.832	305.9	1:42.819	55	33.521	30.363	120.5	40.220	299.2	1:44.104
28	32.998	29.744	121.2	39.933	305.1	1:42.675	56	33.489	29.608	121.8	Pit In	298.3	1:49.428

60 VAN der MARK - BIKE 1										BMW									
lap	Sect-1	Speed	Sect-2	Speed	Sect-3	Speed	TopSpeed	laptime	pit	lap	Sect-1	Speed	Sect-2	Speed	Sect-3	Speed	TopSpeed	laptime	pit
1	Pit Out		30.682	111.5	40.259			1:44.893		46	35.429		30.265	118.6	Pit In		304.2	1:54.972	
2	33.854		29.645	118.6	39.428		300.0	1:42.927		47	Pit Out		31.170	121.2	39.447			36:09.117	
3	33.370		29.354	119.5	39.332		297.5	1:42.056		48	32.777		29.158	118.0	39.052		306.8	1:40.987	
4	33.405		32.783	119.3	39.297		304.2	1:45.485		49	32.804		29.169	120.0	<u>38.940</u>		307.7	1:40.913	
5	33.383		29.690	118.0	42.289		297.5	1:45.362		50	33.026		29.146	117.9	39.098		306.8	1:41.270	
6	33.627		29.348	120.8	Pit In		279.1	1:53.217		51	32.942		29.116	120.4	39.147		308.6	1:41.205	
7	Pit Out		30.117	117.1	39.807			14:34.203		52	32.819		29.113	115.8	39.102		307.7	1:41.034	
8	33.396		29.398	119.3	39.307		304.2	1:42.101		53	32.967		29.042	120.3	39.022		305.9	1:41.031	
9	33.404		29.410	117.0	39.483		305.1	1:42.297		54	41.781		31.236	116.6	Pit In		306.8	2:02.360	
10	33.167		29.360	117.9	39.382		304.2	1:41.909		55	Pit Out		29.960	121.5	39.640			29:15.541	
11	37.951		31.112	117.9	Pit In		305.9	1:58.266		56	32.987		29.050	123.0	39.173		305.9	1:41.210	
12	Pit Out		30.504	117.0	40.130			12:30.243		57	32.927		29.174	120.3	39.329		306.8	1:41.430	
13	33.339		29.343	116.5	39.354		306.8	1:42.036		58	33.046		29.409	119.2	39.374		305.9	1:41.829	
14	33.057		29.299	119.3	39.261		306.8	1:41.617		59	33.169		29.349	118.2	39.363		307.7	1:41.881	
15	32.965		29.259	120.0	39.389		307.7	1:41.613		60	33.472		34.797	115.8	40.314		306.8	1:48.583	
16	33.022		33.345	116.6	42.463		307.7	1:48.830		61	33.010		29.229	117.9	39.227		305.9	1:41.466	
17	33.335		29.262	118.0	39.400		302.5	1:41.997		62	32.887		29.267	117.4	39.382		305.9	1:41.536	
18	33.019		29.272	118.8	Pit In		<u>311.2</u>	1:51.403		63	37.902		31.807	117.5	Pit In		305.9	1:58.163	
19	Pit Out		29.917	120.9	39.224			18:02.462		64	Pit Out		29.877	120.5	39.375			46:56.296	
20	33.094		29.152	118.6	38.996		310.3	1:41.242		65	32.858		29.024	118.2	39.069		305.1	1:40.951	
21	33.157		29.172	117.5	39.053		309.5	1:41.382		66	<u>32.741</u>		29.004	123.3	39.020		305.9	<u>1:40.765</u>	
22	32.953		29.334	119.9	38.988		309.5	1:41.275		67	32.967		29.021	124.3	39.265		305.1	1:41.253	
23	33.046		29.195	118.0	39.059		<u>311.2</u>	1:41.300		68	32.900		29.002	123.1	39.200		305.9	1:41.102	
24	33.067		29.340	117.4	39.033		309.5	1:41.440		69	32.898		34.756	110.2	40.602		305.1	1:48.256	
25	32.919		29.303	119.5	39.003		310.3	1:41.225		70	32.874		29.076	119.7	39.071		305.9	1:41.021	
26	33.103		29.133	120.5	39.113		308.6	1:41.349		71	36.065		31.394	118.7	Pit In		303.4	1:54.989	
27	33.091		29.259	119.2	39.043		307.7	1:41.393		72	Pit Out		30.986	118.2	39.556			25:40.822	
28	32.876		29.345	120.0	39.177		307.7	1:41.398		73	32.926		29.001	117.5	39.050		305.1	1:40.977	
29	33.033		29.405	118.4	39.235		307.7	1:41.673		74	32.855		29.091	124.4	39.090		303.4	1:41.036	
30	33.208		29.402	118.8	39.248		310.3	1:41.858		75	32.871		39.075	118.6	40.630		300.8	1:52.576	
31	33.159		29.375	116.0	39.145		308.6	1:41.679		76	32.888		29.007	<u>124.2</u>	39.291		302.5	1:41.186	
32	38.940		31.284	118.7	Pit In		300.0	2:00.519		77	37.131		31.499	119.1	Pit In		279.8	1:57.158	
33	Pit Out		29.791	116.9	40.276			39:56.961		78	Pit Out		29.872	120.5	39.895			41:31.130	
34	33.136		29.241	121.1	39.366		307.7	1:41.743		79	32.939		29.164	117.0	39.098		303.4	1:41.201	
35	33.042		29.320	115.3	39.292		307.7	1:41.654		80	32.792		29.177	114.0	39.354		304.2	1:41.323	
36	33.033		29.510	120.0	39.406		307.7	1:41.949		81	32.896		29.296	121.6	39.525		302.5	1:41.717	



Portimao Test

Test Day

9 - 13 March 2026

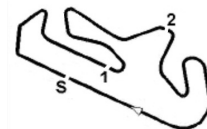
Laps and Sector Times - BbKRT Portimao Test - 13-03-2

Autodromo Internacional Algarve - 4592mtr.

37	33.164	29.241	118.3	39.607	308.6	1:42.012	82	37.248	30.398	120.3	40.039	297.5	1:47.685
38	33.191	29.502	116.9	39.472	306.8	1:42.165	83	32.896	29.019	123.3	39.568	302.5	1:41.483
39	33.163	29.359	117.3	39.519	305.1	1:42.041	84	37.240	30.560	120.5	Pit In	301.7	1:55.720
40	33.284	30.446	101.7	45.264	305.9	1:48.994	85	Pit Out	29.819	118.8	41.234		13:37.826
41	33.042	35.915	119.5	40.026	307.7	1:48.983	86	32.812	29.068	119.5	39.132	304.2	1:41.012
42	33.677	29.212	122.2	39.247	285.7	1:42.136	87	32.750	<u>28.981</u>	122.3	39.314	300.0	1:41.045
43	33.112	29.231	120.5	39.374	306.8	1:41.717	88	32.773	38.205	114.2	41.036	300.8	1:52.014
44	33.065	29.236	119.2	39.157	307.7	1:41.458	89	32.994	29.048	119.3	39.363	300.8	1:41.405
45	33.097	29.433	120.5	39.513	306.8	1:42.043	90	37.692	31.264	117.0	Pit In	299.2	1:56.958

88 MIGUEL OLIVEIRA -BIKE 2										BMW									
lap	Sect-1	Speed	Sect-2	Speed	Sect-3	Speed	TopSpeed	laptime	pit	lap	Sect-1	Speed	Sect-2	Speed	Sect-3	Speed	Topspeed	laptime	pit
1	Pit Out		31.002	110.3	41.025			1:46.449		12	32.991		29.298	117.4	39.267		310.3	1:41.556	
2	33.864		29.821	115.9	39.557		302.5	1:43.242		13	32.947		29.374	117.5	39.287		311.2	1:41.608	
3	33.122		29.359	117.8	39.353		308.6	1:41.834		14	35.492		30.821	114.9	40.026		<u>313.0</u>	1:46.339	
4	35.549		30.206	116.5	39.662		<u>313.0</u>	1:45.417		15	33.227		29.380	117.0	39.372		312.1	1:41.979	
5	32.991		29.634	118.0	39.350		300.0	1:41.975		16	34.876		30.789	114.5	Pit In		305.1	1:52.544	
6	33.227		31.486	112.7	40.221		309.5	1:44.934		17	Pit Out		30.767	116.5	39.885			22:15.785	
7	32.958		29.583	<u>118.7</u>	39.228		309.5	1:41.769		18	33.009		29.309	116.4	39.127		310.3	1:41.445	
8	35.128		31.028	111.2	Pit In		306.8	1:53.071		19	<u>32.881</u>		<u>29.213</u>	118.4	39.054		310.3	<u>1:41.148</u>	
9	Pit Out		30.627	116.4	40.521			16:28.627		20	34.418		30.943	112.5	40.384		<u>313.0</u>	1:45.745	
10	33.276		29.532	116.3	39.352		310.3	1:42.160		21	33.012		29.345	113.1	<u>39.052</u>		312.1	1:41.409	
11	33.157		29.380	117.6	39.339		310.3	1:41.876		22	34.639		31.076	111.3	Pit In		<u>313.0</u>	1:53.005	

88 MIGUEL OLIVEIRA - BIKE 1										BMW									
lap	Sect-1	Speed	Sect-2	Speed	Sect-3	Speed	TopSpeed	laptime	pit	lap	Sect-1	Speed	Sect-2	Speed	Sect-3	Speed	Topspeed	laptime	pit
1	Pit Out		31.033	113.2	40.199			1:45.430		32	32.878		29.211	120.3	39.337		310.3	1:41.426	
2	33.202		29.546	116.9	39.276		312.1	1:42.024		33	34.843		31.200	114.6	Pit In		305.1	1:52.138	
3	32.698		35.722	113.8	39.739		310.3	1:48.159		34	Pit Out		30.977	119.9	40.477			17:01.367	
4	32.662		29.341	117.6	39.157		312.1	1:41.160		35	33.075		29.405	<u>121.9</u>	39.467		306.8	1:41.947	
5	32.750		29.298	116.3	39.077		312.1	1:41.125		36	33.026		29.342	121.5	39.349		307.7	1:41.717	
6	34.704		30.722	111.1	Pit In		<u>316.7</u>	1:50.630		37	33.977		30.849	116.6	40.265		310.3	1:45.091	
7	Pit Out		30.498	116.6	39.922			21:51.581		38	32.854		29.575	120.3	39.470		309.5	1:41.899	
8	32.899		<u>29.021</u>	119.2	<u>38.945</u>		309.5	<u>1:40.865</u>		39	35.316		31.227	111.7	Pit In		303.4	1:52.489	
9	32.773		29.084	110.3	39.062		311.2	1:40.919		40	Pit Out		30.245	120.8	40.021			16:08.131	
10	32.762		29.126	118.9	39.070		310.3	1:40.958		41	32.853		29.487	118.7	39.422		309.5	1:41.762	
11	32.611		29.178	115.1	39.188		311.2	1:40.977		42	32.804		29.227	118.7	39.419		309.5	1:41.450	
12	34.812		30.981	112.5	Pit In		303.4	1:52.175		43	32.994		29.427	118.8	39.375		308.6	1:41.796	
13	Pit Out		30.634	114.0	40.430			21:07.531		44	33.725		32.127	113.0	Pit In		305.9	1:52.501	
14	32.946		29.181	116.9	39.172		311.2	1:41.299		45	Pit Out		30.085	120.3	40.031			16:49.214	
15	36.093		29.920	115.1	40.125		311.2	1:46.138		46	32.947		29.334	118.4	39.388		305.1	1:41.669	
16	32.853		29.236	120.4	39.230		310.3	1:41.319		47	32.871		29.283	118.2	39.501		306.8	1:41.655	
17	32.711		29.043	117.9	39.227		312.1	1:40.981		48	32.846		29.461	115.4	39.338		305.9	1:41.645	
18	<u>32.516</u>		29.351	116.5	39.222		311.2	1:41.089		49	32.670		29.248	119.7	39.333		307.7	1:41.251	
19	34.769		30.300	116.3	Pit In		306.8	1:50.916		50	34.998		31.182	115.9	Pit In		301.7	1:51.308	
20	Pit Out		30.653	116.4	40.205			30:06.181		51	Pit Out		30.152	117.5	40.277			17:22.748	
21	32.857		29.356	114.8	39.371		312.1	1:41.584		52	32.744		29.114	121.1	39.168		305.1	1:41.026	
22	33.707		30.175	113.9	40.086		312.1	1:43.968		53	32.562		29.294	119.2	39.133		305.9	1:40.989	
23	32.712		29.312	118.6	39.298		309.5	1:41.322		54	35.994		30.953	114.8	40.110		296.7	1:47.057	
24	32.716		29.146	119.6	39.258		312.1	1:41.120		55	32.660		29.098	120.3	Pit In		305.1	1:47.856	



Portimao Test

Test Day

9 - 13 March 2026

Laps and Sector Times - BbKRT Portimao Test - 13-03-2

Autodromo Internacional Algarve - 4592mtr.

25	32.738	29.806	111.6	Pit In	312.1	1:49.760	56	Pit Out	30.024	118.7	39.801	16:18.505	
26	Pit Out	30.730	118.0	40.680		1:09:55.859	57	32.561	29.354	120.7	39.278	305.1	1:41.193
27	33.374	29.608	118.6	39.622	305.1	1:42.604	58	32.631	29.056	119.1	39.268	305.9	1:40.955
28	32.962	29.397	120.3	39.573	309.5	1:41.932	59	35.323	31.194	113.8	40.298	305.9	1:46.815
29	32.862	29.318	116.3	39.359	309.5	1:41.539	60	32.692	29.214	120.0	39.246	305.9	1:41.152
30	32.806	29.286	120.7	39.344	310.3	1:41.436	61	36.022	31.859	113.2	Pit In	298.3	1:53.328
31	32.665	29.373	120.5	39.374	308.6	1:41.412	62						

97 XAVI VIERGE - BIKE 2										YAMAHA									
lap	Sect-1	Speed	Sect-2	Speed	Sect-3	Speed	TopSpeed	laptime	pit	lap	Sect-1	Speed	Sect-2	Speed	Sect-3	Speed	Topspeed	laptime	pit
1	Pit Out		30.726	112.4	Pit In			1:56.637		29	33.224		33.946	111.5	Pit In		305.1	1:59.347	
2	Pit Out		30.410	115.6	39.797			2:10.109		30	Pit Out		31.159	116.9	39.684			1:11:20.829	
3	33.314		29.263	118.7	39.456		305.1	1:42.033		31	32.932		29.053	121.3	39.159		306.8	1:41.144	
4	33.286		29.378	119.2	39.537		305.1	1:42.201		32	32.924		29.170	120.4	39.285		305.9	1:41.379	
5	33.312		29.314	115.9	39.563		304.2	1:42.189		33	33.081		29.243	119.5	39.110		305.9	1:41.434	
6	33.180		29.419	120.9	Pit In		303.4	1:53.431		34	33.066		29.053	119.9	39.089		303.4	1:41.208	
7	Pit Out		30.512	116.6	40.028			14:15.518		35	32.808		29.326	120.0	39.264		305.9	1:41.398	
8	33.323		29.413	118.8	39.779		304.2	1:42.515		36	32.813		29.237	121.5	39.235		<u>308.6</u>	1:41.285	
9	33.369		29.431	120.1	39.594		302.5	1:42.394		37	32.888		29.212	122.4	39.297		305.1	1:41.397	
10	33.355		29.471	118.8	39.516		303.4	1:42.342		38	32.908		29.124	<u>123.3</u>	39.263		306.8	1:41.295	
11	33.306		29.392	116.8	39.643		304.2	1:42.341		39	34.726		30.024	116.9	39.573		305.1	1:44.323	
12	33.484		32.973	113.8	Pit In		296.7	1:56.940		40	32.830		36.251	116.8	Pit In		307.7	2:01.137	
13	Pit Out		30.167	114.9	39.672			14:06.117		41	Pit Out		30.329	115.5	39.883			15:32.717	
14	33.126		29.140	120.1	39.274		305.9	1:41.540		42	32.986		29.385	120.7	39.580		303.4	1:41.951	
15	33.157		29.318	117.5	39.380		305.1	1:41.855		43	33.137		29.211	118.8	39.227		306.8	1:41.575	
16	33.287		29.300	116.1	39.287		306.8	1:41.874		44	33.051		29.254	119.6	39.408		306.8	1:41.713	
17	33.222		30.904	115.4	39.621		306.8	1:43.747		45	32.934		29.290	121.6	Pit In		306.8	1:51.738	
18	33.000		29.377	119.6	39.319		<u>308.6</u>	1:41.696		46	Pit Out		29.675	117.9	39.415			6:26.852	
19	36.031		31.846	116.0	Pit In		306.8	1:59.726		47	32.739		29.064	121.2	<u>38.852</u>		<u>308.6</u>	1:40.655	
20	Pit Out		30.126	114.4	39.914			1:53:17.547		48	32.661		28.854	119.7	Pit In		305.9	2:01.909	
21	33.066		29.180	122.2	39.229		305.9	1:41.475		49	Pit Out		34.241	110.5	40.926			13:28.434	
22	32.985		29.384	118.2	39.245		305.9	1:41.614		50	32.867		29.236	121.1	39.773		305.1	1:41.876	
23	32.902		29.230	118.8	39.086		306.8	1:41.218		51	32.793		29.021	122.2	39.040		305.1	1:40.854	
24	16:48.651		30.759	114.4	39.998		305.9	17:59.408		52	32.818		33.602	116.4	Pit In		307.7	1:58.030	
25	33.117		31.453	118.6	39.378		303.4	1:43.948		53	Pit Out		29.780	116.8	39.484			10:42.900	
26	33.244		29.315	121.1	39.300		303.4	1:41.859		54	32.701		<u>28.841</u>	120.7	38.933		305.1	<u>1:40.475</u>	
27	33.063		29.571	117.9	39.438		304.2	1:42.072		55	<u>32.560</u>		29.303	120.9	39.183		305.9	1:41.046	
28	33.335		29.736	117.0	40.332		305.9	1:43.403		56	36.163		32.867	112.1	Pit In		289.5	2:01.025	

97 XAVI VIERGE - BIKE 1										YAMAHA									
lap	Sect-1	Speed	Sect-2	Speed	Sect-3	Speed	TopSpeed	laptime	pit	lap	Sect-1	Speed	Sect-2	Speed	Sect-3	Speed	Topspeed	laptime	pit
1	Pit Out		30.293	115.9	39.771			1:47.079		10	<u>32.972</u>		30.171	117.6	39.346		302.5	1:42.489	
2	33.274		29.436	120.9	39.321		305.1	1:42.031		11	33.028		29.239	<u>121.5</u>	39.427		303.4	1:41.694	
3	33.345		29.488	118.7	39.424		<u>306.8</u>	1:42.257		12	36.871		32.099	114.6	Pit In		264.1	2:01.363	
4	33.641		29.608	117.8	39.381		305.1	1:42.630		13	Pit Out		30.220	116.5	39.914			17:42.911	
5	33.177		29.243	118.3	<u>39.298</u>		304.2	1:41.718		14	33.329		29.274	120.3	39.557		303.4	1:42.160	
6	34.398		32.667	113.4	Pit In		305.1	1:58.688		15	33.166		<u>29.165</u>	121.2	39.574		304.2	1:41.905	
7	Pit Out		30.265	117.4	39.842			11:46.134		16	33.024		29.708	119.1	39.385		302.5	1:42.117	
8	33.045		29.313	120.4	39.334		304.2	<u>1:41.692</u>		17	33.137		29.228	117.6	39.375		304.2	1:41.740	
9	38.882		30.314	115.8	39.623		303.4	1:48.819		18	33.060		29.632	115.1	Pit In		305.9	1:55.852	