

## Porsche CUP SWISS - Test

Test Day

8 April 2026

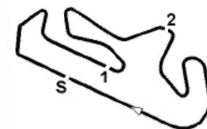
Laps and Sector Times - PORSCHE CUP SWISS TEST - M

Autodromo Internacional Algarve - 4652mtr.

22 KLINGELNBERG Jan										992 GT3 Cup									
lap	Sect-1	Speed	Sect-2	Speed	Sect-3	Speed	TopSpeed	laptime	pit	lap	Sect-1	Speed	Sect-2	Speed	Sect-3	Speed	Topspeed	laptime	pit
1	Pit Out	98.5	52.212	91.1	55.132			2:44.488		17	35.290		35.289	113.3	40.985	219.5	266.7	1:51.564	
2	48.879	113.9	46.821	78.9	49.981	191.5	160.7	2:25.681		18	35.077		35.529	113.9	40.904	216.9	265.4	1:51.510	
3	45.093		42.203	93.8	48.612	158.6	184.3	2:15.908		19	34.499	169.0	34.806	113.7	40.671	216.9	267.3	1:49.976	
4	45.451	116.0	42.839	100.1	44.707	206.9	190.8	2:12.997		20	36.292		35.524	116.1	41.100	219.5	267.3	1:52.916	
5	38.478		39.077	97.2	42.016	210.5	221.8	1:59.571		21	34.441		35.721	110.5	40.887	219.5	266.7	1:51.049	
6	41.709	122.3	42.833	99.2	Pit In	214.3	232.8	2:23.320		22	34.471		35.130	114.4	40.735	219.5	266.7	1:50.336	
7	Pit Out	132.8	40.554	110.0	41.501			40:56.163		23	35.639		35.812	114.2	41.288	218.2	268.0	1:52.739	
8	35.339		34.774	115.9	40.201	218.2	257.1	1:50.314		24	35.412		36.021	98.0	41.183	215.6	265.4	1:52.616	
9	34.363	167.7	34.154	121.3	<u>39.658</u>	219.5	266.7	1:48.175		25	34.499		35.059	117.9	41.027	<u>220.9</u>	267.3	1:50.585	
10	34.418	169.8	34.718	113.0	41.669	<u>220.9</u>	268.7	1:50.805		26	35.996	176.2	35.145	113.2	Pit In	219.5	266.7	<u>2:03.329</u>	
11	34.016	<u>179.7</u>	<u>34.075</u>	119.5	39.824	219.5	268.0	<u>1:47.915</u>		27	Pit Out		36.102	124.3	41.730			<u>22:48.523</u>	
12	<u>33.661</u>		34.275	119.3	Pit In	<u>220.9</u>	<u>270.0</u>	1:55.955		28	35.052	173.6	34.793	<u>130.9</u>	40.950	215.6	263.4	1:50.795	
13	Pit Out	142.7	37.277	118.2	42.562			7:36.880		29	34.550		34.916	118.9	41.378	219.5	265.4	1:50.844	
14	35.861		35.920	122.9	41.936	210.5	242.2	1:53.717		30	35.386		34.750	130.4	40.981	211.8	242.7	1:51.117	
15	36.238	149.4	35.767	119.3	40.877	216.9	264.7	1:52.882		31	34.174		34.757	118.6	40.621	218.2	265.4	1:49.552	
16	34.816	167.2	35.338	114.3	40.912	<u>220.9</u>	267.3	1:51.066		32									

74 MATHYS Simon										992 GT3 Cup									
lap	Sect-1	Speed	Sect-2	Speed	Sect-3	Speed	TopSpeed	laptime	pit	lap	Sect-1	Speed	Sect-2	Speed	Sect-3	Speed	Topspeed	laptime	pit
1	Pit Out	70.2	50.996	79.7	52.292			2:32.454		11	35.503	160.0	35.635	106.7	41.232	216.9	264.7	1:52.370	
2	44.305	130.4	41.387	92.1	44.868	154.5	171.2	2:10.560		12	36.745	169.5	35.903	111.5	41.079	218.2	195.7	1:53.727	
3	40.961	148.4	38.227	98.2	42.510	189.5	152.5	2:01.698		13	35.064	<u>171.2</u>	35.311	106.3	40.837	220.9	266.0	1:51.212	
4	36.206	158.4	37.070	101.6	41.588	214.3	262.1	1:54.864		14	34.697		35.413	110.8	40.683	218.2	267.3	<u>1:50.793</u>	
5	37.700	151.0	36.870	102.6	41.417	219.5	265.4	1:55.987		15	34.692	170.3	35.483	104.3	40.883	216.9	265.4	1:51.058	
6	37.117	155.4	36.544	107.2	41.177	218.2	264.7	1:54.838		16	35.110		35.490	108.1	<u>40.308</u>	218.2	266.7	1:50.908	
7	35.228	161.0	38.323	102.2	Pit In	220.9	266.7	<u>2:03.647</u>		17	36.421		36.551	104.4	40.711	222.2	269.3	1:53.683	
8	Pit Out	149.8	36.508	105.6	41.282			3:14.501		18	34.593		35.989	100.6	40.560	220.9	268.0	1:51.142	
9	35.719	166.7	36.165	104.5	41.066	211.8	262.1	1:52.950		19	35.449	170.3	35.481	106.8	40.890	<u>223.6</u>	<u>270.0</u>	1:51.820	
10	35.280	161.2	36.374	105.8	40.977	211.8	262.1	1:52.631		20	<u>34.587</u>		<u>35.169</u>	<u>111.9</u>	Pit In	218.2	268.0	<u>2:01.760</u>	

115 DIAS David										718 GT4 RS CS									
lap	Sect-1	Speed	Sect-2	Speed	Sect-3	Speed	TopSpeed	laptime	pit	lap	Sect-1	Speed	Sect-2	Speed	Sect-3	Speed	Topspeed	laptime	pit
1	Pit Out		44.308	87.5	49.419			2:20.702		18	<u>35.583</u>	<u>180.0</u>	<u>36.225</u>	110.1	Pit In	<u>209.3</u>	<u>257.8</u>	<u>2:03.231</u>	
2	40.357		41.443	96.0	46.818	190.5	232.8	2:08.618		19	Pit Out		45.003	93.5	48.741			6:46.348	
3	39.221		40.273	102.6	46.294	196.7	241.6	2:05.788		20	38.938		41.945	86.6	48.447	200.0	252.9	2:09.330	
4	38.786		39.981	105.9	46.208	196.7	245.5	2:04.975		21	38.330		42.200	96.9	48.820	198.9	251.7	2:09.350	
5	38.690		39.895	105.9	Pit In	200.0	247.1	2:12.689		22	38.470		41.100	96.7	48.265	198.9	252.9	2:07.835	
6	Pit Out		51.074	96.0	55.326			10:01.143		23	38.449		41.551	99.0	47.694	201.1	254.1	2:07.694	
7	44.420		49.707	78.7	57.929	188.5	235.8	2:32.056		24	38.248	155.4	40.870	105.0	47.398	202.2	252.9	2:06.516	
8	44.063		49.447	87.2	54.206	185.6	239.5	2:27.716		25	39.101	158.8	40.905	99.5	48.529	204.5	254.7	2:08.535	
9	44.299		48.121	80.0	52.788	191.5	242.7	2:25.208		26	42.107	159.1	40.744	95.9	Pit In	191.5	173.6	2:22.589	
10	43.534		48.627	77.3	53.302	188.5	241.1	2:25.463		27	Pit Out		47.993	95.7	47.896			9:26.458	
11	41.961		46.885	85.7	52.268	190.5	242.7	2:21.114		28	38.523	149.6	45.077	99.5	47.412	201.1	252.3	2:11.012	
12	42.308		45.789	87.5	51.326	192.5	244.9	2:19.423		29	38.554	170.9	40.653	97.1	47.160	202.2	254.1	2:06.367	
13	46.225		47.642	87.2	Pit In	194.6	245.5	2:39.355		30	38.387		41.046	97.6	46.292	200.0	252.3	2:05.725	
14	Pit Out		39.915	102.9	44.792			1:33:18.585		31	37.197		39.303	108.9	45.483	206.9	257.1	2:01.983	
15	36.379	168.0	36.914	<u>113.7</u>	42.464	202.2	251.7	1:55.757		32	37.206		42.244	96.8	47.670	205.7	255.9	2:07.120	
16	35.619		36.688	105.6	42.302	208.1	254.1	1:54.609		33	38.320		39.980	102.6	46.572	203.4	254.1	2:04.872	
17	35.623	162.9	36.457	109.4	<u>41.928</u>	206.9	255.9	<u>1:54.008</u>		34	38.512		43.221	94.0	Pit In	206.9	255.9	2:22.536	



## Porsche CUP SWISS - Test

Test Day

8 April 2026

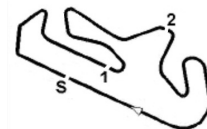
Laps and Sector Times - PORSCHE CUP SWISS TEST - M

Autodromo Internacional Algarve - 4652mtr.

202		RÖDIG Helmut								992 GT3 Cup									
lap	Sect-1	Speed	Sect-2	Speed	Sect-3	Speed	TopSpeed	laptime	pit	lap	Sect-1	Speed	Sect-2	Speed	Sect-3	Speed	Topspeed	laptime	pit
1	Pit Out	120.8	46.802	98.5	49.498			2:27.514		16	36.402		36.611	115.5	41.818	209.3	257.1	1:54.831	
2		42.592	41.352	100.2	45.246	194.6	208.1	2:09.190		17	34.937	186.2	35.047	114.2	41.393	211.8	262.1	1:51.377	
3		38.581	37.359	108.9	42.744	210.5	231.8	1:58.684		18	34.593	<u>191.2</u>	35.955	103.7	42.387	215.6	265.4	1:52.935	
4		35.331	35.551	115.0	40.929	215.6	262.8	1:51.811		19	34.410		34.878	118.6	40.923	216.9	264.7	1:50.211	
5		37.570	40.057	103.9	Pit In	215.6	250.6	<u>2:12.325</u>		20	34.767	171.7	36.102	119.6	Pit In	216.9	266.7	<u>2:03.552</u>	
6	Pit Out	128.4	41.888	102.1	47.615			<u>7:16.350</u>		21	Pit Out		34.685	<u>130.6</u>	41.217			<u>4:53.815</u>	
7		39.399	36.034	112.4	41.112	177.3	213.4	1:56.545		22	34.420		34.594	124.3	40.481	215.6	263.4	1:49.495	
8		35.844	37.364	111.1	Pit In	214.3	261.5	<u>2:03.139</u>		23	37.206	183.4	36.448	116.4	Pit In	216.9	264.7	<u>2:05.253</u>	
9	Pit Out	120.3	48.250	105.4	45.858			<u>21:00.813</u>		24	Pit Out		37.706	118.9	41.786			<u>25:34.774</u>	
10		38.838	37.505	105.8	41.251	213.0	218.6	1:57.594		25	34.353		34.357	126.2	40.376	215.6	263.4	1:49.086	
11		35.382	35.601	117.9	40.178	219.5	248.3	1:51.161		26	33.828		34.484	125.9	40.454	220.9	268.0	1:48.766	
12		33.453	33.759	124.1	39.648	219.5	266.7	1:46.860		27	34.070		34.364	123.7	40.073	220.9	268.0	1:48.507	
13		<u>33.431</u>	<u>33.661</u>	122.7	<u>39.460</u>	<u>222.2</u>	268.0	<u>1:46.552</u>		28	33.786		34.513	124.0	41.937	219.5	268.7	1:50.236	
14		36.247	39.244	100.4	Pit In	<u>222.2</u>	<u>269.3</u>	<u>2:09.486</u>		29	33.916	182.7	34.417	127.1	40.577	218.2	268.0	1:48.910	
15	Pit Out	148.4	41.015	107.6	44.935			<u>20:48.764</u>		30	33.840		38.749	116.4	Pit In	220.9	266.7	<u>2:06.886</u>	

207		BURI U Dragos								992 GT3 R										
lap	Sect-1	Speed	Sect-2	Speed	Sect-3	Speed	TopSpeed	laptime	pit	lap	Sect-1	Speed	Sect-2	Speed	Sect-3	Speed	Topspeed	laptime	pit	
1	Pit Out		46.552	107.4	48.002			2:19.919		21	33.443		35.593	120.9	40.032	223.6	268.0	1:49.068		
2		39.103	39.719	103.1	45.248	193.5	227.8	2:04.070		22	33.187		33.396	133.3	39.398	220.9	268.7	1:45.981		
3		38.095	38.722	112.7	45.145	208.1	256.5	2:01.962		23	33.146		34.155	<u>141.7</u>	39.905	218.2	268.7	1:47.206		
4		37.451	38.741	114.9	44.947	210.5	258.4	2:01.139		24	34.525		34.037	114.2	Pit In	220.9	267.3	<u>2:02.029</u>		
5		37.280	39.390	106.8	46.700	211.8	260.2	2:03.370		25	Pit Out		34.410	113.0	38.793			<u>6:03.069</u>		
6		37.682	38.975	106.4	Pit In	204.5	257.1	<u>2:19.891</u>		26	32.942		<u>33.118</u>	117.3	<u>38.469</u>	222.2	268.7	<u>1:44.529</u>		
7	Pit Out		38.389	112.5	44.629			<u>5:08.181</u>		27	32.952		33.209	116.1	39.924	222.2	269.3	1:46.085		
8		37.065	37.806	123.9	44.420	210.5	257.8	1:59.291		28	<u>32.600</u>		33.298	118.8	Pit In	<u>225.0</u>	<u>272.0</u>	1:53.127		
9		36.891	38.216	120.1	44.493	211.8	259.6	1:59.600		29	Pit Out		39.720	121.2	47.716			<u>37:49.853</u>		
10		37.145	38.556	109.0	Pit In	214.3	260.9	<u>2:13.179</u>		30	35.190		34.333	130.4	39.180	209.3	243.2	1:48.703		
11	Pit Out		48.425	110.0	49.052			<u>33:14.907</u>		31	33.355		33.494	138.3	39.125	222.2	266.7	1:45.974		
12		39.771	36.606	130.6	41.209	160.7	179.4	1:57.586		32	32.956		33.263	128.1	40.345	218.2	266.7	1:46.564		
13		34.700	34.674	132.8	40.007	215.6	264.7	1:49.381		33	33.017		33.239	141.4	39.472	216.9	264.7	1:45.728		
14		33.778	34.052	125.4	40.435	215.6	266.7	1:48.265		34	33.039		33.380	130.8	40.239	219.5	266.0	1:46.658		
15		33.914	33.660	128.6	40.003	218.2	266.0	1:47.577		35	33.780		33.272	128.6	Pit In	223.6	268.7	1:57.166		
16		33.287	33.515	128.6	39.896	223.6	268.0	1:46.698		36	Pit Out		33.699	135.5	39.565			<u>4:12.296</u>		
17		33.337	34.411	120.4	Pit In	222.2	268.7	<u>2:00.331</u>		37	33.225		33.349	134.0	40.394	219.5	266.7	1:46.968		
18	Pit Out		33.836	132.8	39.954			<u>4:09.029</u>		38	33.214		33.437	122.0	39.650	215.6	264.7	1:46.301		
19		34.038	34.045	115.6	39.761	219.5	265.4	1:47.844		39	33.050		<u>33.636</u>	135.8	39.315	222.2	266.7	1:46.001		
20		33.827	33.419	125.7	39.765	222.2	265.4	1:47.011		40										

221		GRAICHEN Marcus								992 GT3 Cup									
lap	Sect-1	Speed	Sect-2	Speed	Sect-3	Speed	TopSpeed	laptime	pit	lap	Sect-1	Speed	Sect-2	Speed	Sect-3	Speed	Topspeed	laptime	pit
1	Pit Out		43.702	98.6	48.465			2:16.464		24	37.267		37.571	101.2	Pit In		260.2	<u>2:06.497</u>	
2		41.139	40.367	105.8	46.630		247.1	2:08.136		25	Pit Out		37.227	102.5	43.462			<u>4:04.438</u>	
3		39.653	40.055	98.4	46.677		250.6	2:06.385		26	36.497		36.761	103.4	43.381		259.6	1:56.639	
4		39.408	40.423	98.8	47.063		248.8	2:06.894		27	36.332		36.316	103.6	43.028		260.9	1:55.676	
5		40.558	39.240	104.0	45.737		248.8	2:05.535		28	36.136		36.265	109.5	43.377		259.6	1:55.778	
6		38.656	38.511	103.5	45.458		250.6	2:02.625		29	36.115		36.247	106.4	42.978		259.0	1:55.340	
7		38.876	38.729	98.6	45.239		252.3	2:02.844		30	35.735		36.158	104.9	42.870		262.8	1:54.763	



## Porsche CUP SWISS - Test

Test Day

8 April 2026

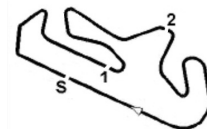
Laps and Sector Times - PORSCHE CUP SWISS TEST - M

Autodromo Internacional Algarve - 4652mtr.

8	38.191	38.245	100.3	44.794	253.5	2:01.230	31	35.782	35.953	96.9	Pit In	260.9	2:03.353
9			99.1	45.453	253.5	2:02.499	32	Pit Out	40.071	110.0	47.470		1:11:36.864
10	38.564	38.344	99.7	44.967	251.7	2:01.875	33	40.226	36.799	112.5	41.089	198.5	1:58.114
11	38.686	38.715	99.5	45.024	254.1	2:02.425	34	34.571	34.457	112.0	40.206	262.8	1:49.234
12	38.045	38.530	101.8	45.112	254.1	2:01.687	35	33.790	34.089	121.6	39.668	264.7	1:47.547
13	38.409	38.751	97.3	45.598	254.7	2:02.758	36	33.752	35.338	115.9	41.267	266.7	1:50.357
14	38.366	38.874	100.9	45.447	254.1	2:02.687	37	34.681	34.871	114.3	39.974	267.3	1:49.526
15	38.146	38.375	104.4	46.077	255.3	2:02.598	38	33.592	34.242	110.5	39.743	267.3	1:47.577
16	38.699	39.531	104.9	Pit In	255.9	2:13.259	39	33.528	33.880	119.9	39.548	266.0	1:46.956
17	Pit Out	39.167	104.8	45.060		1:12:14.949	40	33.458	33.771	117.9	39.589	266.0	1:46.818
18	37.792	37.867	112.3	44.563	257.1	2:00.222	41	33.656	35.737	106.8	39.362	266.7	1:48.755
19	37.667	38.094	98.5	45.059	258.4	2:00.820	42	33.475	34.136	121.8	Pit In	268.7	1:54.191
20	37.627	37.889	100.4	44.406	259.6	1:59.922	43	Pit Out	33.900	120.9	40.135	268.7	5:07.259
21	37.039	37.814	102.2	44.437	259.0	1:59.290	44	33.584	33.687	122.0	39.893	267.3	1:47.164
22	36.802	37.919	98.5	44.498	259.6	1:59.219	45	33.405	33.918	117.1	39.956	268.0	1:47.279
23	36.855	37.882	103.3	43.971	259.0	1:58.708	46	33.557	33.993	124.1	39.792	266.7	1:47.342

222 MI RZOEV Fakhraddin										992 GT3 Cup										
lap	Sect-1	Speed	Sect-2	Speed	Sect-3	Speed	TopSpeed	laptime	pit	lap	Sect-1	Speed	Sect-2	Speed	Sect-3	Speed	TopSpeed	laptime	pit	
1	Pit Out		7:12.665	91.0	Pit In		248.8	33:58.637		15	Pit Out		49.403	91.5	53.522			1:10:51.193		
2	Pit Out		44.281	95.1	54.720			1:13:07.061		16	45.579		43.712	112.9	47.025		180.6	2:16.316		
3	39.678		40.038	90.2	47.275		246.6	2:06.991		17	41.107		37.374	107.8	43.108		256.5	2:01.589		
4	38.697		39.454	94.6	46.546		259.6	2:04.697		18	37.313		38.224	105.3	43.327		262.1	1:58.864		
5	37.505		39.389	98.7	46.300		259.0	2:03.194		19	43.222		37.023	104.3	42.765		223.6	2:03.010		
6	38.181		39.395	99.1	46.155		259.6	2:03.731		20	35.384		35.873	104.7	41.989		262.8	1:53.246		
7	37.878		39.116	97.6	46.314		260.2	2:03.308		21	35.159		36.240	103.8	42.479		264.1	1:53.878		
8	38.209		39.291	97.2	Pit In		260.2	2:16.479		22	34.704		35.385	110.2	41.891		265.4	1:51.980		
9	Pit Out		40.029	101.2	51.131			5:47.321		23	34.960		35.485	104.2	41.591		266.0	1:52.036		
10	37.704		38.361	90.5	45.020		260.2	2:01.085		24	34.564		35.157	108.8	41.501		266.0	1:51.222		
11	36.961		38.560	98.4	45.032		260.2	2:00.553		25	35.210		36.921	106.9	Pit In		266.0	2:05.875		
12	38.646		38.678	98.9	48.431		262.1	2:05.755		26	Pit Out		36.117	107.2	42.350			6:24.189		
13	36.908		37.969	94.4	44.689		258.4	1:59.566		27	34.751		39.165	106.2	41.658		264.1	1:55.574		
14	37.026		39.509	91.9	Pit In		260.9	2:12.873		28										

223 SANTOS Eric										992 GT3 Cup									
lap	Sect-1	Speed	Sect-2	Speed	Sect-3	Speed	TopSpeed	laptime	pit	lap	Sect-1	Speed	Sect-2	Speed	Sect-3	Speed	TopSpeed	laptime	pit
1	Pit Out		2:43.640	109.0	Pit In		254.1	19:40.661		14	34.643		35.143	100.6	42.208		264.1	1:51.994	
2	Pit Out		2:45.195	105.0	Pit In		238.9	12:27.527		15	34.691		34.854	111.8	40.907		265.4	1:50.452	
3	Pit Out		42.394	103.1	46.713			1:12:46.155		16	35.136		35.243	115.0	41.519		266.7	1:51.898	
4	38.701		38.959	103.3	45.933		255.9	2:03.593		17	35.089		36.314	117.5	41.495		265.4	1:52.898	
5	38.284		38.979	106.9	45.547		257.1	2:02.810		18	34.249		34.475	115.5	40.756		264.7	1:49.480	
6	37.863		38.554	108.4	45.713		259.6	2:02.130		19				113.7	41.725		265.4	1:50.687	
7	37.956		39.074	102.5	Pit In		260.2	2:10.817		20	34.462		34.567	117.8	40.653		260.9	1:49.682	
8	Pit Out		39.836	108.1	44.849			1:27:34.541		21	34.094		34.298	119.6	40.633		267.3	1:49.025	
9	36.823		36.530	117.4	42.326		257.8	1:55.679		22	35.337		35.899	112.0	Pit In		266.7	2:01.691	
10	35.188		36.007	100.2	41.713		261.5	1:52.908		23	Pit Out		35.216	116.4	41.287			5:11.401	
11	35.078		35.458	119.2	41.938		261.5	1:52.474		24	34.335		34.436	119.3	40.832		264.7	1:49.603	
12	34.787		35.506	103.0	41.900		261.5	1:52.193		25	34.015		34.153	118.8	40.374		264.7	1:48.542	
13	35.629		35.882	111.9	41.493		263.4	1:53.004		26	33.916		34.227	114.2	40.544		266.7	1:48.687	



## Porsche CUP SWISS - Test

Test Day

8 April 2026

Laps and Sector Times - PORSCHE CUP SWISS TEST - M

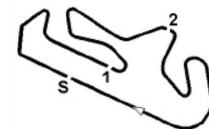
Autodromo Internacional Algarve - 4652mtr.

224 JASTREMSKI John										992 GT3 Cup									
lap	Sect-1	Speed	Sect-2	Speed	Sect-3	Speed	TopSpeed	laptime	pit	lap	Sect-1	Speed	Sect-2	Speed	Sect-3	Speed	Topspeed	laptime	pit
1	Pit Out		3:02.771	98.4	Pit In		241.1	7:15.771		13	35.112		35.491	112.4	41.338		263.4	1:51.941	
2	Pit Out		11:08.764	99.4	Pit In		238.9	23:54.540		14	34.759		35.626	110.5	41.755		266.0	1:52.140	
3	Pit Out		41.705	89.1	46.667			13:17.629		15	38.003		35.474	109.6	41.047		198.9	1:54.524	
4	38.142		39.415	100.5	45.335		252.9	2:02.892		16	34.528		35.144	105.4	41.249		266.7	1:50.921	
5	38.019		39.114	100.5	45.166		255.3	2:02.299		17	34.843		<u>34.925</u>	114.4	40.841		263.4	1:50.609	
6	38.132		39.455	106.1	45.715		257.8	2:03.302		18	35.402		38.930	108.8	41.550		266.7	1:55.882	
7	37.594		39.045	88.8	45.323		259.0	2:01.962		19	39.706		36.723	120.3	40.833		198.9	1:57.262	
8	37.919		39.698	108.0	45.950		257.1	2:03.567		20	34.771		35.105	115.3	41.629		<u>267.3</u>	1:51.505	
9	38.462		39.447	105.1	Pit In		255.3	2:12.549		21	34.444		35.125	116.3	40.960		265.4	1:50.529	
10	Pit Out		43.539	105.6	53.919			1:23:07.215		22	34.438		34.981	114.5	<u>40.822</u>		265.4	<u>1:50.241</u>	
11	40.508		40.386	120.3	42.022		212.6	2:02.916		23	<u>34.347</u>		35.190	<u>120.5</u>	Pit In		<u>267.3</u>	2:01.238	
12	35.224		35.889	109.1	41.666		264.7	1:52.779		24									

226 BUFKIN Gary										992 GT3 Cup									
lap	Sect-1	Speed	Sect-2	Speed	Sect-3	Speed	TopSpeed	laptime	pit	lap	Sect-1	Speed	Sect-2	Speed	Sect-3	Speed	Topspeed	laptime	pit
1	Pit Out		55.693	74.2	1:06.898			3:06.231		13	Pit Out		44.868	89.3	50.042			1:15:43.071	
2	57.504		48.835	87.9	56.164		177.9	2:42.503		14	42.136		42.308	96.7	46.694		251.2	2:11.138	
3	44.713		45.297	92.5	52.299		227.8	2:22.309		15	38.723		40.364	<u>100.2</u>	46.835		256.5	2:05.922	
4	44.938		45.036	95.7	51.028		209.7	2:21.002		16	40.628		41.559	93.0	52.335		257.1	2:14.522	
5	41.921		43.735	92.7	49.985		245.5	2:15.641		17	38.478		40.324	97.1	45.611		257.1	2:04.413	
6	40.514		43.147	91.4	51.403		250.0	2:15.064		18	38.416		40.304	96.1	46.497		<u>260.2</u>	2:05.217	
7	40.718		42.338	91.9	49.505		249.4	2:12.561		19	38.348		39.736	99.8	45.114		257.8	2:03.198	
8	40.958		42.717	96.9	49.032		248.3	2:12.707		20	38.247		39.949	93.1	Pit In		259.6	2:14.970	
9	40.739		42.838	97.3	47.832		250.6	2:11.409		21	Pit Out		39.577	99.2	45.247			5:43.139	
10	39.817		41.462	94.9	47.216		251.7	2:08.495		22	38.061		38.555	98.4	45.054		259.0	2:01.670	
11	39.497		40.827	97.2	53.369		252.3	2:13.693		23	<u>37.419</u>		38.355	97.4	<u>44.626</u>		<u>260.2</u>	<u>2:00.400</u>	
12	43.745		43.895	89.3	Pit In		251.2	2:26.861		24	37.834		<u>38.072</u>	97.6	Pit In		258.4	2:09.302	

227 HONKAVUORI Jukka										992 GT3 Cup									
lap	Sect-1	Speed	Sect-2	Speed	Sect-3	Speed	TopSpeed	laptime	pit	lap	Sect-1	Speed	Sect-2	Speed	Sect-3	Speed	Topspeed	laptime	pit
1	Pit Out		29:01.089	92.1	Pit In		243.8	34:00.521		15	Pit Out		49.740		54.247			1:10:52.249	
2	Pit Out		44.778	98.0	54.867			1:13:08.027		16	45.325		43.693	108.4	46.837	151.3	184.9	2:15.855	
3	39.756		39.949	96.4	47.799	185.6	246.0	2:07.504		17	41.456		37.426	108.8	43.107	194.6	251.7	2:01.989	
4	38.314		39.377	103.9	46.439	208.1	255.9	2:04.130		18	37.573		38.140	113.7	42.883	205.7	258.4	1:58.596	
5	37.612		38.960	103.6	46.307	203.4	256.5	2:02.879		19	43.932		36.663	110.1	42.627	211.8	196.4	2:03.222	
6	37.830		39.881	102.1	46.456	204.5	245.5	2:04.167		20	35.285		36.053	<u>119.2</u>	41.829	214.3	262.1	1:53.167	
7	37.508		38.996	105.9	46.569	208.1	258.4	2:03.073		21	35.234		36.370	111.0	42.461	218.2	<u>264.7</u>	1:54.065	
8	38.497		38.821	104.2	Pit In	203.4	257.1	2:15.439		22	34.684		35.347	114.9	<u>41.468</u>	216.9	264.1	1:51.499	
9	Pit Out		39.911	105.3	51.448			5:48.539		23	35.693		35.289	113.3	41.710	<u>219.5</u>	239.5	1:52.692	
10	37.648		38.043	102.6	45.213	205.7	254.7	2:00.904		24	34.688		<u>34.806</u>	116.6	41.667	215.6	263.4	<u>1:51.161</u>	
11	37.014		38.153	99.5	45.322	210.5	260.9	2:00.489		25	35.654		36.695	111.8	Pit In	215.6	<u>264.7</u>	2:03.530	
12	39.273		37.970	101.2	48.585		256.5	2:05.828		26	Pit Out		36.649	117.5	42.656			6:26.759	
13	36.802		37.776	105.7	44.842	203.4	255.3	1:59.420		27	<u>34.319</u>		39.022	114.5	41.967	218.2	262.1	1:55.308	
14	37.160		39.635	99.3	Pit In	213.0	255.9	2:12.023		28									

228 WOLF Lucas										992 GT3 Cup									
lap	Sect-1	Speed	Sect-2	Speed	Sect-3	Speed	TopSpeed	laptime	pit	lap	Sect-1	Speed	Sect-2	Speed	Sect-3	Speed	Topspeed	laptime	pit
1	Pit Out		Pit In	90.5	Pit In		238.9	7:15.333		14	34.736		35.315	96.9	42.829	215.6	257.8	1:52.880	
2	Pit Out		40.499	96.0	Pit In		226.4	23:55.507		15	35.919		34.962	111.5	40.857	168.2	234.8	1:51.738	



## Porsche CUP SWISS - Test

Test Day

8 April 2026

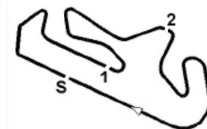
Laps and Sector Times - PORSCHE CUP SWISS TEST - M

Autodromo Internacional Algarve - 4652mtr.

3	Pit Out	40.267	99.0	46.577				1:13:05.710	16	35.172	39.196	104.2	Pit In	<u>266.0</u>	2:03.333	
4	38.717	38.922	101.0	47.020	206.9	256.5	2:04.659		17	Pit Out	<u>34.214</u>	110.7	40.568		3:28.793	
5	37.314	38.853	100.7	45.446	211.8	258.4	2:01.613		18	34.366	34.771	106.7	41.507	218.2	264.7	1:50.644
6	38.161	38.506	98.1	45.445	210.5	251.2	2:02.112		19	34.607	34.522	113.4	40.494	205.7	259.0	1:49.623
7	38.117	39.372	100.3	Pit In	210.5	245.5	2:11.828		20	34.290	34.343	113.6	40.383	215.6	259.0	1:49.016
8	Pit Out	39.298	99.5	44.663				1:27:33.700	21	36.000	35.627	113.1	Pit In	215.6	250.0	2:02.649
9	36.806	36.530	109.4	42.142	196.7	254.1	1:55.478		22	Pit Out	35.293	109.3	41.106			5:10.571
10	35.369	35.996	101.7	41.550	213.0	253.5	1:52.915		23	34.403	34.414	113.0	40.710	214.3	264.1	1:49.527
11	35.206	35.536	109.2	41.782	216.9	255.3	1:52.524		24	<u>34.160</u>	34.296	111.5	<u>39.989</u>	215.6	262.1	<u>1:48.445</u>
12	34.888	35.418	104.1	42.416	213.0	257.8	1:52.722		25	34.177	34.280	109.0	40.291	219.5	251.2	1:48.748
13	35.993	35.166	109.9	41.329	182.7	220.4	1:52.488		26							

229 CITIGNOLA Fabio									992 GT3 Cup										
lap	Sect-1	Speed	Sect-2	Speed	Sect-3	Speed	TopSpeed	laptime	pit	lap	Sect-1	Speed	Sect-2	Speed	Sect-3	Speed	TopSpeed	laptime	pit
1	Pit Out		56.079	82.8	1:07.549			3:11.619		13	Pit Out		45.137	99.4	50.663			1:15:44.747	
2				92.0	56.352		183.7	2:42.485		14	41.490		42.585	108.5	46.925		253.5	2:11.000	
3	44.764		44.917	99.8	52.934		227.4	2:22.615		15	38.859		40.371	101.1	46.910		256.5	2:06.140	
4				99.1	51.517		238.9	2:21.176		16	40.144		41.768	97.1	52.895		255.9	2:14.807	
5	41.835		42.928	101.8	50.713		247.1	2:15.476		17	38.441		39.772	99.2	46.200		254.7	2:04.413	
6				91.8	52.192		249.4	2:15.387		18	38.373		39.587	100.3	47.018		257.8	2:04.978	
7	40.367		41.781	99.7	50.034		247.7	2:12.182		19	38.365		39.353	104.0	45.568		257.8	2:03.286	
8	40.927		42.395	104.2	49.568		247.7	2:12.890		20	38.417		39.319	103.3	Pit In		254.7	2:13.546	
9				104.7	48.336		249.4	2:11.491		21	Pit Out		38.091	<u>110.2</u>	45.492		253.5	7:46.251	
10	39.497		41.348	100.4	47.137		250.0	2:07.982		22	<u>37.192</u>		38.386	106.7	<u>44.841</u>		258.4	<u>2:00.419</u>	
11	39.707		40.601	99.8	52.989		245.5	2:13.297		23	37.768		<u>37.875</u>	107.9	Pit In		<u>259.6</u>	2:08.654	
12	43.517		44.261	104.5	Pit In		234.8	2:25.768		24									

238 MARTINS Leandro									992 GT3 Cup										
lap	Sect-1	Speed	Sect-2	Speed	Sect-3	Speed	TopSpeed	laptime	pit	lap	Sect-1	Speed	Sect-2	Speed	Sect-3	Speed	TopSpeed	laptime	pit
1	Pit Out		44.100	105.4	49.830			2:18.194		33	Pit Out		45.455	92.2	48.085			33:12.326	
2	42.452		39.312	125.4	45.578	150.6	182.4	2:07.342		34	39.565		35.011	111.8	40.392	175.6	182.7	1:54.968	
3	38.241		39.174	116.5	45.433	211.8	257.8	2:02.848		35	35.347		34.460	111.3	39.571	209.3	207.3	1:49.378	
4	37.876		38.279	115.8	45.394	210.5	257.8	2:01.549		36	33.393	<u>188.2</u>	33.883	117.5	39.522	220.9	266.0	1:46.798	
5	38.089		38.550	115.6	44.884	208.1	256.5	2:01.523		37	33.820	184.0	34.284	111.8	<u>39.246</u>	219.5	265.4	1:47.350	
6	37.346		38.064	121.5	45.030	210.5	257.8	2:00.440		38	33.309		33.724	116.5	39.315	220.9	267.3	<u>1:46.348</u>	
7	37.563		39.245	94.7	Pit In	214.3	259.6	2:08.404		39	33.289		34.176	114.9	Pit In	<u>222.2</u>	<u>268.7</u>	1:53.060	
8	Pit Out		44.972	97.8	51.946			15:11.420		40	Pit Out	153.4	37.245	112.6	41.965			6:16.714	
9	40.009		41.616	98.6	47.424	191.5	239.5	2:09.049		41	36.851	168.5	36.306	115.5	Pit In	205.7	251.2	2:04.166	
10	38.263		39.231	106.4	45.507	205.7	255.3	2:03.001		42	Pit Out	175.6	35.323	118.2	41.648			3:08.706	
11	38.403		39.778	96.3	46.691	210.5	258.4	2:04.872		43	35.263		35.169	116.0	41.458	209.3	257.8	1:51.890	
12	38.109		38.543	111.7	45.984	208.1	255.3	2:02.636		44	34.866		34.837	115.4	41.240	213.0	261.5	1:50.943	
13	37.888		38.213	113.0	45.344	210.5	259.0	2:01.445		45	34.617		34.799	108.3	41.201	214.3	262.1	1:50.617	
14	37.531		38.343	114.9	45.257	211.8	259.0	2:01.131		46	34.931		34.812	117.5	41.349	210.5	257.8	1:51.092	
15	37.718		38.289	110.9	Pit In	211.8	259.0	2:09.511		47	35.322		36.592	104.7	Pit In	209.3	260.2	2:02.449	
16	Pit Out	138.8	44.550	102.9	Pit In			8:53.669		48	Pit Out		39.302	<u>128.4</u>	59.248			12:11.340	
17	Pit Out	146.3	41.037	106.1	46.714			2:42.836		49	37.167	179.1	34.868	114.4	41.137	185.6	198.5	1:53.172	
18	37.746	181.8	37.966	119.9	45.667	208.1	255.9	2:01.379		50	34.059		34.350	124.9	39.810	220.9	266.7	1:48.219	
19	37.245	170.6	37.805	114.5	45.479	205.7	256.5	2:00.529		51	33.702		34.597	123.9	39.762	220.9	267.3	1:48.061	
20	38.682	171.2	38.424	111.6	45.939	209.3	259.0	2:03.045		52	33.550		<u>33.574</u>	121.8	40.080	220.9	267.3	1:47.204	
21	38.491	168.0	38.093	109.0	46.729	204.5	256.5	2:03.313		53	<u>33.285</u>		33.760	112.4	39.368	219.5	267.3	1:46.413	



## Porsche CUP SWISS - Test

Test Day

8 April 2026

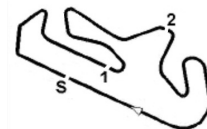
Laps and Sector Times - PORSCHE CUP SWISS TEST - M

Autodromo Internacional Algarve - 4652mtr.

22	37.993	166.9	38.228	111.8	Pit In	208.1	257.8	2:10.442	54	33.450		33.928	114.5	Pit In	220.9	268.0	1:52.747
23	Pit Out	160.0	38.430	109.3	45.717			7:58.990	55	Pit Out	142.1	44.605	94.6	45.808			9:21.405
24	38.445	175.6	38.146	113.8	47.002	208.1	258.4	2:03.593	56	37.903		35.992	124.3	42.610	175.6	212.6	1:56.505
25	37.740	165.1	38.049	113.1	46.685	202.2	255.3	2:02.474	57	35.189		35.339	115.0	41.291	202.2	252.9	1:51.819
26	37.716	167.2	38.204	112.3	45.882	205.7	255.9	2:01.802	58	34.934		34.780	118.6	41.298	206.9	256.5	1:51.012
27	37.730	173.6	38.084	113.8	46.217	208.1	258.4	2:02.031	59	34.580		34.774	121.1	41.148	214.3	261.5	1:50.502
28	37.334	172.5	38.698	108.2	Pit In	206.9	256.5	2:09.563	60	36.548	186.9	35.464	117.0	41.210	215.6	264.7	1:53.222
29	Pit Out	163.1	37.071	108.1	44.021			6:54.105	61	34.541	179.1	35.737	120.5	41.027	210.5	258.4	1:51.305
30	36.395		36.818	100.5	43.998	211.8	259.6	1:57.211	62	34.814		34.549	126.3	40.836	211.8	262.1	1:50.199
31	36.763	174.8	37.163	108.3	44.078	211.8	259.0	1:58.004	63	34.274		34.507	119.9	40.185	218.2	266.0	1:48.966
32	36.840		38.196	97.5	Pit In	211.8	261.5	2:06.956	64	36.010		36.930	107.7	Pit In	219.5	267.3	2:04.234

242 FAHMY Tarek									992 GT3 Cup										
lap	Sect-1	Speed	Sect-2	Speed	Sect-3	Speed	TopSpeed	laptime	pit	lap	Sect-1	Speed	Sect-2	Speed	Sect-3	Speed	Topspeed	laptime	pit
1	Pit Out		44.282	96.3	47.001			2:17.144		19	35.429		35.818	111.1	41.887		260.9	1:53.134	
2	38.454		35.647	113.9	41.389		201.9	1:55.490		20	34.952		35.940	115.9	42.008		262.1	1:52.900	
3	34.858		34.342	127.5	40.989		261.5	1:50.189		21	35.188		35.996	115.4	41.743		260.9	1:52.927	
4	34.700		34.243	<u>129.8</u>	<u>40.241</u>		260.2	1:49.184		22	34.650		35.515	110.4	41.459		262.8	1:51.624	
5	<u>34.087</u>		<u>34.197</u>	124.3	40.474		263.4	<u>1:48.758</u>		23	34.786		35.367	111.5	41.359		260.2	1:51.512	
6	35.281		36.906	109.0	Pit In		<u>265.4</u>	2:08.301		24	34.724		35.071	115.5	40.992		263.4	1:50.787	
7	Pit Out		44.925	90.2	46.378			6:32.961		25	36.618		38.334	100.7	Pit In		<u>265.4</u>	2:11.155	
8	38.040		38.547	104.1	45.996		257.8	2:02.583		26	Pit Out		48.407	86.7	53.002			38:27.642	
9	36.690		37.231	107.7	43.405		260.2	1:57.326		27	42.074		37.830	106.0	42.670		214.7	2:02.574	
10	36.362		37.002	109.4	42.854		257.1	1:56.218		28	36.499		36.000	117.1	42.127		260.2	1:54.626	
11	35.802		36.661	105.5	43.039		262.1	1:55.502		29	34.906		37.296	101.9	42.879		255.3	1:55.081	
12	35.569		36.299	110.4	42.493		259.0	1:54.361		30	35.098		35.703	113.4	41.613		254.1	1:52.414	
13	37.401		36.286	111.9	42.927		262.1	1:56.614		31	34.824		35.935	102.6	42.517		262.1	1:53.276	
14	35.609		36.144	114.5	42.334		260.9	1:54.087		32	34.549		35.036	116.5	41.180		262.1	1:50.765	
15	35.224		36.080	110.2	42.035		260.9	1:53.339		33	34.508		34.968	119.5	41.123		264.7	1:50.599	
16	34.891		35.844	111.5	41.970		261.5	1:52.705		34	34.360		34.693	113.1	41.426		263.4	1:50.479	
17	38.747		38.614	103.9	Pit In		262.1	2:15.303		35	34.512		34.980	111.3	41.758		264.1	1:51.250	
18	Pit Out		37.823	98.2	42.797			4:29.116		36	34.490		34.595	123.7	41.223		262.8	1:50.308	

244 GELF Levin									992 GT3 Cup										
lap	Sect-1	Speed	Sect-2	Speed	Sect-3	Speed	TopSpeed	laptime	pit	lap	Sect-1	Speed	Sect-2	Speed	Sect-3	Speed	Topspeed	laptime	pit
1	Pit Out		41.600	120.7	47.175			2:14.339		24	35.990		34.586	131.7	40.603	219.5	266.7	1:51.179	
2	38.503		39.326	128.9	45.767	204.5	252.9	2:03.596		25	34.117		33.955	128.3	40.419	218.2	265.4	1:48.491	
3	38.199		38.580	128.7	45.560	209.3	257.1	2:02.339		26	33.872		33.856	122.2	40.191	219.5	266.0	1:47.919	
4	38.060		38.859	125.0	45.371	210.5	257.8	2:02.290		27	33.936		33.904	131.1	40.438	219.5	266.0	1:48.278	
5	38.257		38.963	126.8	45.958	211.8	259.0	2:03.178		28	33.699		34.256	120.5	41.293	219.5	266.0	1:49.248	
6	37.983		38.679	117.3	45.453	211.8	258.4	2:02.115		29	33.740		34.101	126.3	Pit In	219.5	265.4	1:54.334	
7	38.369		39.217	130.6	Pit In	209.3	259.6	2:10.394		30	Pit Out		34.003	133.3	40.072			4:42.401	
8	Pit Out		38.830	127.1	45.478			4:41.707		31	33.514		33.706	133.5	39.577	219.5	268.0	1:46.797	
9	38.122		39.230	124.4	45.828	211.8	258.4	2:03.180		32	33.290		33.705	126.8	39.637	220.9	268.7	1:46.632	
10	37.950		38.501	116.1	45.832	208.1	258.4	2:02.283		33	33.028		33.659	135.2	39.606	<u>222.2</u>	268.7	1:46.293	
11	39.117		39.886	117.3	Pit In	210.5	252.3	2:12.071		34	34.425		33.831	128.7	Pit In	<u>222.2</u>	268.7	1:53.536	
12	Pit Out		38.416	115.0	44.249			6:29.990		35	Pit Out		39.764	122.4	42.504			20:41.396	
13	37.202		37.928	117.4	44.381	210.5	258.4	1:59.511		36	35.405		34.788	127.1	39.848	211.8	230.8	1:50.041	
14	36.941		37.546	118.3	44.185	211.8	260.9	1:58.672		37	34.066		33.713	127.1	39.637	218.2	265.4	1:47.416	
15	37.335		38.175	117.1	Pit In	213.0	260.9	2:06.245		38	33.882		34.313	120.5	39.736	218.2	266.0	1:47.931	



## Porsche CUP SWISS - Test

Test Day

8 April 2026

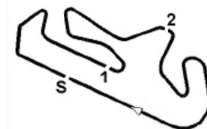
Laps and Sector Times - PORSCHE CUP SWISS TEST - M

Autodromo Internacional Algarve - 4652mtr.

16	Pit Out	40.422	122.3	43.084		45:15.251	39	33.493	33.755	121.6	39.891	218.2	266.0	1:47.139	
17	36.430	34.648	<u>141.2</u>	40.792	203.4	220.9	1:51.870	40	33.571	33.565	132.5	40.375	216.9	266.0	1:47.511
18	34.129	34.276	135.3	40.070	216.9	263.4	1:48.475	41	34.108	33.769	133.5	Pit In	219.5	<u>269.3</u>	1:54.133
19	33.903	33.813	125.7	52.614	216.9	265.4	2:00.330	42	Pit Out	33.647	132.7	39.628			3:52.645
20	35.067	34.274	128.9	Pit In	192.5	250.6	1:55.986	43	33.100	34.544	131.1	44.185	<u>222.2</u>	267.3	1:51.829
21	Pit Out	34.303	134.2	40.547			5:49.307	44	33.115	<u>33.354</u>	131.9	<u>39.432</u>	220.9	268.0	<u>1:45.901</u>
22	34.127	33.818	126.8	40.438	216.9	264.1	1:48.383	45	<u>33.017</u>	33.383	128.7	Pit In	220.9	268.0	1:51.869
23	34.088	34.172	121.2	40.600	216.9	264.7	1:48.860	46							

250 DINKELDEIN Patrick										992 GT3 R									
lap	Sect-1	Speed	Sect-2	Speed	Sect-3	Speed	TopSpeed	laptime	pit	lap	Sect-1	Speed	Sect-2	Speed	Sect-3	Speed	Topspeed	laptime	pit
1	Pit Out		44.371	89.1	51.460			2:22.062		24	37.311		38.831	98.3	Pit In		259.6	2:09.515	
2				Pit In	89.1	Pit In		175.0	2:42.444	25	Pit Out		36.439	106.4	41.297			1:18.28.042	
3	Pit Out		41.410	85.1	47.006			6:15.982		26	34.528		36.163	108.7	Pit In		263.4	2:02.214	
4				87.9	46.591			251.2	2:06.340	27	Pit Out		40.332	90.5	43.157			6:46.289	
5	38.788		41.062	87.9	46.129			254.1	2:05.979	28	38.467		36.430	99.1	41.336		196.7	1:56.233	
6				Pit In	86.3	Pit In		253.5	2:11.891	29	35.122		35.378	100.7	41.031		259.6	1:51.531	
7	Pit Out		40.846	89.0	45.891			4:35.725		30	34.890		35.734	93.4	42.378		260.2	1:53.002	
8	37.984		39.201	93.8	45.575			256.5	2:02.760	31	34.354		34.994	101.2	Pit In		261.5	1:57.506	
9	38.455		39.212	90.7	45.353			255.9	2:03.020	32	Pit Out		35.543	107.9	40.460			4:02.053	
10				96.6	45.215			249.4	2:04.638	33	34.124		35.088	102.5	40.089		259.0	1:49.301	
11				91.6	44.713			256.5	2:01.605	34	33.753		34.796	106.5	40.547		260.9	1:49.096	
12	37.447		38.730	89.0	44.792			257.1	2:00.969	35	33.918		34.372	107.7	40.324		260.9	1:48.614	
13	37.268		39.380	90.7	44.619			256.5	2:01.267	36	33.653		34.452	102.6	44.039		264.1	1:52.144	
14	37.553		39.038	93.4	Pit In			257.1	2:09.391	37	34.205		34.812	105.6	40.588		254.1	1:49.605	
15	Pit Out		39.129	93.1	44.488			4:06.945		38	33.757		34.192	106.4	40.232		262.1	1:48.181	
16	37.727		38.783	91.8	45.156			257.1	2:01.666	39	33.512		34.178	107.1	40.045		262.1	1:47.735	
17	37.001		38.230	95.0	44.150			257.8	1:59.381	40	34.375		34.375	110.0	Pit In		264.7	1:58.328	
18				96.7	44.469			257.1	1:59.496	41	Pit Out		34.141	<u>114.6</u>	40.113			4:58.718	
19	37.209		38.229	87.2	43.872			256.5	1:59.310	42	33.281		33.995	105.3	39.664		266.7	1:46.940	
20	37.155		37.900	95.6	44.109			258.4	1:59.164	43	33.428		34.628	112.6	39.756		266.0	1:47.812	
21	37.344		38.586	93.3	44.305			258.4	2:00.235	44	<u>33.209</u>		<u>33.969</u>	109.9	<u>39.631</u>		266.0	<u>1:46.809</u>	
22				90.4	44.208			259.0	1:59.625	45	37.099		38.344	106.2	Pit In		<u>268.7</u>	2:06.349	
23	36.567		38.383	95.4	43.661			257.8	1:58.611	46									

253 VON ROSEN David										992 GT3 Cup									
lap	Sect-1	Speed	Sect-2	Speed	Sect-3	Speed	TopSpeed	laptime	pit	lap	Sect-1	Speed	Sect-2	Speed	Sect-3	Speed	Topspeed	laptime	pit
1	Pit Out		47.105	86.5	52.839			2:25.466		35	38.236	162.2	39.806	94.9	46.827	208.1	254.7	2:04.869	
2	41.437		42.362	101.6	48.621	190.5	232.8	2:12.420		36	38.560	163.4	39.316	97.2	45.179	208.1	252.3	2:03.055	
3	39.750		40.770	102.6	48.367	194.6	243.2	2:08.887		37	38.236	161.0	39.172	99.1	45.937	214.3	257.1	2:03.345	
4	39.211		41.220	95.0	46.462	200.0	249.4	2:06.893		38	39.881	143.6	40.409	88.2	Pit In	201.1	228.8	2:17.528	
5	40.150		41.747	89.1	Pit In	201.1	245.5	2:17.719		39	Pit Out		36.182	111.3	42.249			22:59.062	
6	Pit Out		45.501	91.9	50.721			5:45.890		40	35.457	<u>195.3</u>	35.300	113.3	Pit In	210.5	260.2	2:03.136	
7	41.403		42.598	88.0	50.846	198.9	242.2	2:14.847		41	Pit Out	126.9	41.922	97.9	45.952			14:30.445	
8	40.935		43.536	89.8	49.867	200.0	249.4	2:14.338		42	35.301		34.916	118.9	40.811	210.5	259.6	1:51.028	
9	40.562		42.514	97.0	49.213	201.1	249.4	2:12.289		43	33.860		33.870	117.3	<u>39.711</u>	219.5	263.4	1:47.441	
10	43.469		41.529	94.9	48.822	198.9	241.6	2:13.820		44	<u>33.461</u>		<u>33.782</u>	116.0	39.844	<u>220.9</u>	267.3	<u>1:47.087</u>	
11	39.750		42.091	89.6	47.797	201.1	251.7	2:09.638		45	33.625		33.971	111.6	Pit In	<u>220.9</u>	268.7	1:53.780	
12	40.215		41.977	95.7	48.565	202.2	253.5	2:10.757		46	Pit Out		35.739	113.9	41.356			10:43.768	
13	40.201		41.604	84.9	49.307	202.2	252.3	2:11.112		47	34.363		34.934	116.1	40.735	215.6	263.4	1:50.032	



## Porsche CUP SWISS - Test

Test Day

8 April 2026

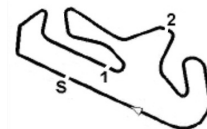
Laps and Sector Times - PORSCHE CUP SWISS TEST - M

Autodromo Internacional Algarve - 4652mtr.

14	39.901	41.155	93.8	Pit In	200.0	251.7	2:19.951	48	34.269	34.634	117.9	Pit In	216.9	265.4	1:59.204		
15	Pit Out	47.229	90.8	51.838			6:46.007	49	Pit Out	38.132	95.6	42.826			5:56.810		
16	41.930	44.498	88.7	49.011	192.5	220.9	2:15.439	50	34.832	35.750	102.2	42.242	216.9	264.1	1:52.824		
17	38.709	39.948	101.6	46.057	198.9	250.6	2:04.714	51	34.975	184.9	35.865	102.6	42.048	216.9	266.0	1:52.888	
18	38.797	42.254	99.9	Pit In	202.2	252.9	2:14.911	52	34.917	35.789	104.0	42.440	218.2	266.0	1:53.146		
19	Pit Out	44.941	110.8	51.925			5:39.804	53	35.515	35.571	106.2	41.489	<u>220.9</u>	<u>269.3</u>	1:52.575		
20	40.885	40.888	111.3	48.442	194.6	232.3	2:10.215	54	34.830	34.933	112.5	41.493	219.5	267.3	1:51.256		
21	39.902	40.505	117.9	48.027	198.9	243.8	2:08.434	55	33.896	34.795	105.8	41.113	<u>220.9</u>	268.0	1:49.804		
22	39.703	39.929	117.8	57.623	202.2	252.3	2:17.255	56	34.314	35.008	103.6	40.848	219.5	<u>269.3</u>	1:50.170		
23	39.898	39.944	117.1	48.327	197.8	250.6	2:08.169	57	34.136	34.678	100.8	41.371	<u>220.9</u>	<u>269.3</u>	1:50.185		
24	39.022	165.9	40.083	117.1	47.741	204.5	254.7	2:06.846	58	34.513	184.3	36.992	99.9	Pit In	219.5	268.0	2:03.748
25	38.985	166.9	39.335	117.3	47.215	205.7	255.9	2:05.535	59	Pit Out	37.472	113.3	43.952			6:34.196	
26	38.909	170.9	39.468	117.3	46.885	205.7	257.1	2:05.262	60	36.280	35.176	125.0	42.972	208.1	260.2	1:54.428	
27	38.939	168.5	39.687	121.1	Pit In	208.1	255.9	2:14.884	61	35.144	35.097	<u>132.2</u>	42.426	210.5	261.5	1:52.667	
28	Pit Out	152.1	41.413	92.2	47.760		9:04.715	62	34.635	35.199	121.1	42.138	213.0	261.5	1:51.972		
29	41.026	156.5	41.976	87.4	47.868	202.2	254.1	2:10.870	63	35.125	184.6	34.750	118.6	41.977	214.3	239.5	1:51.852
30	39.331	167.4	40.941	100.0	47.500	202.2	254.7	2:07.772	64	34.852	192.5	35.090	117.1	41.868	213.0	261.5	1:51.810
31	38.154	172.2	39.667	99.4	46.481	204.5	255.3	2:04.302	65	34.768	36.181	116.5	43.008	214.3	264.1	1:53.957	
32	38.780	153.6	41.059	96.9	46.774	208.1	257.8	2:06.613	66	35.199	35.850	108.8	42.541	209.3	259.0	1:53.590	
33	38.627	158.6	40.472	95.3	46.863	208.1	255.9	2:05.962	67	35.437	36.070	114.8	Pit In	209.3	259.6	2:02.439	
34	38.760	165.1	42.627	97.6	46.761	206.9	256.5	2:08.148	68								

255 BURATTI Andrea									992 GT3 Cup										
lap	Sect-1	Speed	Sect-2	Speed	Sect-3	Speed	TopSpeed	laptime	pit	lap	Sect-1	Speed	Sect-2	Speed	Sect-3	Speed	Topspeed	laptime	pit
1	Pit Out		52.736	99.3	44.810			2:23.906		9	34.247		34.492	108.5	<u>40.449</u>	216.9	264.7	<u>1:49.188</u>	
2	36.778		36.421	114.2	41.909	208.1	259.6	1:55.108		10	34.801		37.417	105.9	40.698	215.6	265.4	1:52.916	
3	35.292		34.945	<u>124.0</u>	41.505	216.9	265.4	1:51.742		11	34.162		34.858	102.7	40.639	<u>218.2</u>	<u>268.0</u>	1:49.659	
4	34.762	<u>195.7</u>	34.757	116.6	41.465	<u>218.2</u>	265.4	1:50.984		12	34.080	192.9	34.649	112.3	41.659	<u>218.2</u>	266.7	1:50.388	
5	34.410		35.091	117.3	41.368	<u>218.2</u>	266.0	1:50.869		13	<u>33.950</u>		34.960	116.9	40.865	216.9	267.3	1:49.775	
6	35.509		38.136	105.9	44.462	<u>218.2</u>	266.0	1:58.107		14	34.297		<u>34.476</u>	107.2	40.910	<u>218.2</u>	266.0	1:49.683	
7	37.542	151.3	37.801	110.9	Pit In	216.9	266.0	2:06.875		15	39.339		35.482	112.9	Pit In	216.9	208.5	2:05.171	
8	Pit Out		36.023	111.2	41.174			25:00.242		16									

260 GALASSI Marco									992 GT3 Cup										
lap	Sect-1	Speed	Sect-2	Speed	Sect-3	Speed	TopSpeed	laptime	pit	lap	Sect-1	Speed	Sect-2	Speed	Sect-3	Speed	Topspeed	laptime	pit
1	Pit Out		44.387	104.9	49.995			2:21.439		15	40.205		41.054	112.6	46.131	206.9	252.3	2:07.390	
2	43.543		41.696	110.1	48.382	157.9	184.0	2:13.621		16	39.493		41.382	117.8	46.395	205.7	248.8	2:07.270	
3	41.260		41.616	107.7	47.476	181.8	213.4	2:10.352		17	39.082		39.974	115.1	45.826	206.9	257.1	2:04.882	
4	38.675	150.8	42.541	104.2	Pit In	202.2	244.9	2:18.139		18	39.472		39.644	105.6	45.902	206.9	197.1	2:05.018	
5	Pit Out	122.9	48.260	103.3	51.364			31:51.412		19	39.621	145.0	40.006	113.6	46.361	172.2	230.3	2:05.988	
6	40.641	157.0	39.299	111.3	45.104	192.5	213.9	2:05.044		20	39.263		38.425	100.7	Pit In	203.4	254.7	2:15.566	
7	37.184		37.601	110.5	44.070	208.1	246.6	1:58.855		21	Pit Out		40.004	90.6	45.150			34:18.189	
8	37.337		38.474	112.1	Pit In	<u>211.8</u>	249.4	2:10.945		22	38.846		40.983	111.0	44.045	203.4	253.5	2:03.874	
9	Pit Out	128.1	45.505	91.9	49.115			36:15.663		23	38.211		39.783	113.2	44.935	205.7	253.5	2:02.929	
10	39.107		39.346	104.8	44.048	202.2	250.0	2:02.501		24	38.043	156.7	38.379	112.1	45.840	205.7	253.5	2:02.262	
11	<u>36.636</u>	<u>159.3</u>	<u>37.374</u>	110.1	<u>42.743</u>	206.9	255.9	<u>1:56.753</u>		25	38.828		39.417	100.7	46.350	204.5	254.1	2:04.595	
12	37.340		37.672	108.2	Pit In	210.5	<u>258.4</u>	2:09.036		26	38.659		39.937	<u>121.2</u>	51.334	194.6	237.4	2:09.930	
13	Pit Out		44.563	93.0	48.537			10:08.033		27	37.962		38.307	113.7	44.307	197.8	249.4	2:00.576	
14	39.667		41.658	94.8	46.590	205.7	251.7	2:07.915		28	37.401		38.077	109.3	Pit In	208.1	257.1	2:13.475	



## Porsche CUP SWISS - Test

Test Day

8 April 2026

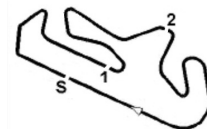
Laps and Sector Times - PORSCHE CUP SWISS TEST - M

Autodromo Internacional Algarve - 4652mtr.

270   PREMOLI Marco										992 GT3 Cup									
lap	Sect-1	Speed	Sect-2	Speed	Sect-3	Speed	TopSpeed	laptime	pit	lap	Sect-1	Speed	Sect-2	Speed	Sect-3	Speed	Topspeed	laptime	pit
1	Pit Out	123.0	43.336	103.1	44.784			2:14.844		13	36.621	170.9	37.414	107.7	43.266	208.1	257.1	1:57.301	
2		37.900	37.818	115.9	41.288	200.0	217.3	1:57.006		14	36.905	169.3	37.180	108.1	44.645	210.5	258.4	1:58.730	
3		34.772	166.9	34.924	122.0	40.224	216.9	264.7	1:49.920	15	38.355	157.0	37.272	109.3	43.679	209.3	259.0	1:59.306	
4		<u>34.354</u>		<u>34.594</u>	<u>126.0</u>	<u>39.983</u>	<u>219.5</u>	265.4	<u>1:48.931</u>	16	36.990	<u>173.1</u>	39.159	100.7	Pit In	206.9	256.5	2:12.806	
5		34.602		34.750	117.6	Pit In	<u>219.5</u>	<u>266.0</u>	2:01.835	17	Pit Out		45.237	92.5	51.082			41:20.553	
6	Pit Out		43.170	101.3	46.985			5:47.201		18	40.540		41.294	95.9	49.080	196.7	243.8	2:10.914	
7		39.178	159.8	38.514	103.8	45.937	183.7	225.5	2:03.629	19	40.465		40.304	94.5	48.848	184.6	242.7	2:09.617	
8		36.819	164.9	38.123	105.6	44.261	206.9	257.8	1:59.203	20	36.831		38.196	98.8	45.918	203.4	254.1	2:00.945	
9		36.561	168.5	37.527	106.3	43.887	208.1	257.8	1:57.975	21	37.818		38.210	103.4	47.129	202.2	254.1	2:03.157	
10		37.393	161.4	42.573	94.4	Pit In	208.1	258.4	2:16.728	22	37.942		38.379	103.9	45.125	201.1	242.7	2:01.446	
11	Pit Out	141.2		38.883	108.2	45.014		7:09.544		23	36.760		37.651	103.2	44.693	203.4	254.1	1:59.104	
12		36.705		37.950	105.6	44.157	206.9	256.5	1:58.812	24	36.422		37.285	106.7	43.761	204.5	254.7	1:57.468	

271   SCHWARZER Alexander										992 GT3 R									
lap	Sect-1	Speed	Sect-2	Speed	Sect-3	Speed	TopSpeed	laptime	pit	lap	Sect-1	Speed	Sect-2	Speed	Sect-3	Speed	Topspeed	laptime	pit
1	Pit Out		47.482	78.9	Pit In			2:29.799		28	34.618		34.154	117.6	40.206	215.6	259.0	1:48.978	
2	Pit Out		44.388	87.9	Pit In			19:29.150		29	34.188		33.790	118.4	40.465	218.2	259.6	1:48.443	
3	Pit Out		44.466	102.0	Pit In			20:43.362		30	33.794		33.985	114.4	40.545	218.2	261.5	1:48.324	
4	Pit Out		40.551	108.9	48.483			21:59.622		31	33.895		33.659	114.4	39.891	216.9	259.6	1:47.445	
5		39.965	39.747	113.1	46.973	201.1	240.5	2:06.685		32	33.409		33.360	119.3	Pit In	216.9	260.2	1:53.428	
6		39.143	39.298	111.2	46.922	205.7	251.7	2:05.363		33	Pit Out		33.673	121.9	39.563			24:32.454	
7		38.222	38.846	115.0	46.075	204.5	251.7	2:03.143		34	33.036		33.930	125.7	38.670	216.9	259.6	1:45.636	
8		37.552	38.673	115.8	44.989	206.9	252.9	2:01.214		35	32.808		33.026	133.0	38.380	219.5	262.1	1:44.214	
9		37.278	37.757	114.4	43.906	208.1	254.1	1:58.941		36	32.443		<u>32.822</u>	<u>134.7</u>	38.385	<u>222.2</u>	<u>264.7</u>	1:43.650	
10		36.318	36.952	116.6	43.736	208.1	255.9	1:57.006		37	32.485		33.111	128.3	<u>38.146</u>	<u>222.2</u>	<u>264.7</u>	1:43.742	
11		37.757	37.250	123.4	42.370	211.8	257.1	1:57.377		38	32.563		33.154	125.1	Pit In	<u>222.2</u>	264.1	1:50.316	
12		35.223	35.264	118.7	40.311	210.5	256.5	1:50.798		39	Pit Out		33.989	121.6	39.429			4:06.124	
13		34.420	34.533	122.9	40.365	213.0	257.8	1:49.318		40	33.393		33.793	119.2	39.538	216.9	261.5	1:46.724	
14		34.400	34.632	119.2	39.971	210.5	256.5	1:49.003		41	33.840		33.417	129.0	39.929	218.2	260.9	1:47.186	
15		33.678	33.832	126.6	39.242	213.0	257.8	1:46.752		42	34.320		33.504	121.3	39.408	216.9	260.9	1:47.232	
16		33.216	33.303	125.9	39.426	215.6	259.0	1:45.945		43	33.204		33.813	123.9	39.242	219.5	260.2	1:46.259	
17		34.508	33.972	124.6	Pit In	216.9	260.2	1:54.787		44	36.248		33.510	116.5	39.022	219.5	260.9	1:48.780	
18	Pit Out		40.087	105.4	45.683			3:56.362		45	33.363		33.625	122.0	39.039	219.5	261.5	1:46.027	
19		37.550	38.128	104.4	43.627	208.1	248.3	1:59.305		46	33.021		33.462	118.2	38.981	219.5	260.9	1:45.464	
20		36.145	35.966	111.9	42.349	211.8	258.4	1:54.460		47	33.194		33.693	118.4	39.269	220.9	262.8	1:46.156	
21		36.333	34.932	114.6	41.656	213.0	258.4	1:52.921		48	33.119		33.757	119.2	Pit In	220.9	262.8	1:52.713	
22		35.147	35.069	107.1	41.041	213.0	257.8	1:51.257		49	Pit Out		33.894	132.4	39.098			4:11.114	
23		34.614	34.794	110.8	Pit In	214.3	259.6	2:05.510		50	32.773		33.586	129.8	38.254	218.2	262.8	1:44.613	
24	Pit Out		35.872	113.0	42.254			2:51.755		51	32.361		32.954	130.1	38.257	220.9	264.1	1:43.572	
25		35.648	35.420	119.5	40.807	214.3	258.4	1:51.875		52	<u>32.287</u>		32.827	129.0	38.212	<u>222.2</u>	262.8	<u>1:43.326</u>	
26		34.652	34.222	123.4	40.980	216.9	260.2	1:49.854		53	32.865		32.952	126.9	38.227	220.9	262.1	1:44.044	
27		34.469	34.057	110.2	40.653	214.3	258.4	1:49.179		54	32.623		33.826	125.1	Pit In	<u>222.2</u>	264.1	1:51.060	

272   MONEGRO Joel										992 GT3 R									
lap	Sect-1	Speed	Sect-2	Speed	Sect-3	Speed	TopSpeed	laptime	pit	lap	Sect-1	Speed	Sect-2	Speed	Sect-3	Speed	Topspeed	laptime	pit
1	Pit Out		37.145	111.5	40.708			1:54.486		22	Pit Out		33.922	125.6	39.766			31:32.238	
2		34.740	34.548	122.9	40.910	214.3	259.6	1:50.198		23	33.192		33.037	130.9	39.133	218.2	262.1	1:45.362	
3		34.103	34.380	120.5	39.840	214.3	260.2	1:48.323		24	32.778		33.112	<u>136.4</u>	39.313	219.5	262.8	1:45.203	
4		34.859	34.022	121.6	39.583	215.6	262.8	1:48.464		25	32.762		33.168	127.7	38.764	218.2	263.4	1:44.694	



## Porsche CUP SWISS - Test

Test Day

8 April 2026

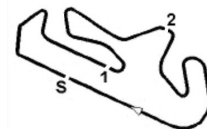
Laps and Sector Times - PORSCHE CUP SWISS TEST - M

Autodromo Internacional Algarve - 4652mtr.

5	33.516	34.146	115.4	39.611	215.6	260.9	1:47.273	26	32.670	33.107	135.2	39.001	219.5	264.1	1:44.778
6	34.142	34.033	120.3	40.753	218.2	261.5	1:48.928	27	32.730	33.648	128.4	40.306	<u>222.2</u>	265.4	1:46.684
7	33.714	33.711	126.2	39.758	216.9	262.8	1:47.183	28	33.907	33.311	131.7	39.315	197.8	252.3	1:46.533
8	33.566	33.857	125.1	39.613	214.3	260.2	1:47.036	29	33.359	33.545	129.7	39.533	220.9	263.4	1:46.437
9	33.533	33.970	121.5	39.794	218.2	261.5	1:47.297	30	36.432	33.492	126.8	39.127	<u>222.2</u>	266.0	1:49.051
10	33.218	33.812	117.4	39.412	218.2	261.5	1:46.442	31	33.279	33.780	125.0	Pit In	220.9	264.1	1:53.761
11	33.402	35.424	118.9	Pit In	218.2	262.1	1:56.558	32	Pit Out	33.924	124.6	39.309			5:36.389
12	Pit Out	33.972	119.9	39.581			4:58.831	33	33.027	33.631	133.5	39.059	220.9	264.1	1:45.717
13	35.326	33.775	126.9	39.233	218.2	262.8	1:48.334	34	35.918	33.817	126.8	38.888	<u>222.2</u>	265.4	1:48.623
14	33.373	33.733	123.6	39.138	218.2	262.8	1:46.244	35	33.829	33.216	132.0	39.847	219.5	264.1	1:46.892
15	32.911	33.285	131.7	39.140	219.5	263.4	1:45.336	36	33.574	33.451	134.0	39.197	<u>222.2</u>	266.0	1:46.222
16	32.900	33.400	129.7	39.205	219.5	262.8	1:45.505	37	33.327	33.694	126.6	39.059	220.9	<u>266.7</u>	1:46.080
17	32.935	34.177	105.2	39.826	218.2	263.4	1:46.938	38	32.766	33.468	126.3	38.879	<u>222.2</u>	266.0	1:45.113
18	33.063	33.252	133.2	39.443	219.5	262.8	1:45.758	39	33.076	33.254	130.4	39.403	219.5	265.4	1:45.733
19	33.337	33.728	127.8	39.535	220.9	263.4	1:46.600	40	32.826	33.135	133.8	38.740	219.5	264.1	1:44.701
20	33.010	33.097	123.4	38.802	219.5	262.8	1:44.909	41	<u>32.621</u>	<u>33.014</u>	127.8	<u>38.631</u>	<u>222.2</u>	264.7	<u>1:44.266</u>
21	33.877	34.151	118.7	Pit In	219.5	264.1	1:55.693	42							

277 KRACHT Stefan										992 GT3 Cup									
lap	Sect-1	Speed	Sect-2	Speed	Sect-3	Speed	TopSpeed	laptime	pit	lap	Sect-1	Speed	Sect-2	Speed	Sect-3	Speed	Topspeed	laptime	pit
1	Pit Out		49.354	84.2	51.951			2:26.573		23	38.266	190.5	39.174	106.2	Pit In	203.4	254.7	2:10.859	
2	41.753					191.5	217.7	2:16.058		24	Pit Out		53.781	94.4	1:01.134			1:28.46.631	
3	40.002		43.594	99.6	50.010	194.6	244.9	2:13.606		25	55.380		45.405	104.9	55.574	126.8	144.0	2:36.359	
4	39.845		43.871	92.5	51.001	200.0	247.7	2:14.717		26	37.274	161.7	37.606	116.1	44.292	185.6	242.2	1:59.172	
5	40.332		43.420	108.8	51.419	200.0	248.8	2:15.171		27	35.513	156.1	36.848	114.2	42.583	214.3	263.4	1:54.944	
6	39.253		41.769	101.7	48.510	195.7	246.6	2:09.532		28	35.496	166.7	36.943	119.3	42.986	211.8	262.1	1:55.425	
7	39.404		41.537	102.8	47.467	201.1	250.6	2:08.408		29	35.948		38.545	111.9	43.223	210.5	259.6	1:57.716	
8	38.644		40.747	104.0	47.056	204.5	251.7	2:06.447		30	35.639		37.277	104.8	42.720	208.1	258.4	1:55.636	
9	38.788		41.255	104.2	47.153	203.4	251.7	2:07.196		31	35.558		37.330	97.8	43.139	213.0	261.5	1:56.027	
10	38.752		40.689	109.4	46.413	206.9	251.7	2:05.854		32	35.292		36.746	99.8	Pit In	211.8	259.0	2:04.021	
11	39.532		39.955	110.8	Pit In	203.4	251.2	2:16.763		33	Pit Out		35.667	115.9	41.008			8:08.357	
12	Pit Out		39.094	108.8	45.653			10:41.779		34	34.779		34.388	121.1	40.129	214.3	260.2	1:49.296	
13	37.800		38.334	107.4	45.279	204.5	250.6	2:01.413		35	33.810		34.181	123.6	40.579	<u>216.9</u>	264.1	1:48.570	
14	37.730		38.351	108.9	45.137	205.7	252.3	2:01.218		36	33.842		<u>33.851</u>	123.0	40.135	<u>216.9</u>	<u>264.7</u>	1:47.828	
15	37.755		38.351	104.7	46.378	205.7	252.9	2:02.484		37	34.035	187.8	33.996	121.9	<u>39.726</u>	213.0	260.9	<u>1:47.757</u>	
16	37.542		38.685	108.2	Pit In	200.0	250.6	2:07.502		38	<u>33.713</u>		33.855	<u>124.9</u>	Pit In	<u>216.9</u>	262.8	1:53.891	
17	Pit Out	179.7	40.328	99.9	46.599			14:24.914		39	Pit Out	171.7	37.186	106.8	42.265			10:43.958	
18	38.752	<u>197.4</u>	40.683	103.3	46.110	201.1	249.4	2:05.545		40	35.094	182.4	36.359	107.8	41.876	213.0	259.6	1:53.329	
19	39.360	172.0	39.933	107.9	46.756	204.5	253.5	2:06.049		41	35.380		36.357	114.9	42.088	213.0	262.8	1:53.825	
20	39.770	158.1	39.543	124.3	1:00.972	197.8	206.9	2:20.285		42	34.831		35.964	106.5	41.443	214.3	262.1	1:52.238	
21	38.554	161.7	39.522	105.9	45.926	204.5	251.7	2:04.002		43	35.094		37.015	102.0	Pit In	<u>216.9</u>	263.4	2:01.745	
22	38.374	155.2	40.518	93.5	46.089	209.3	255.9	2:04.981		44	Pit Out		36.615	100.5	42.277			3:24.298	

286 MONTEIRO JUNIOR Nelson										992 GT3 Cup									
lap	Sect-1	Speed	Sect-2	Speed	Sect-3	Speed	TopSpeed	laptime	pit	lap	Sect-1	Speed	Sect-2	Speed	Sect-3	Speed	Topspeed	laptime	pit
1	Pit Out		46.103	92.5	Pit In			2:37.185		10	Pit Out	184.3	34.832	117.1	42.230			7:31.438	
2	Pit Out		39.414	112.0	44.158			4:26.436		11	35.619		35.369	113.7	41.057	211.8	262.8	1:52.045	
3	36.710		36.439	111.6	42.221	208.1	257.1	1:55.370		12	34.896		34.693	118.2	40.510	215.6	263.4	1:50.099	
4	35.553	159.3	35.577	112.6	41.331	211.8	259.6	1:52.461		13	34.309		34.195	123.4	40.094	<u>216.9</u>	264.1	1:48.598	
5	35.051	178.5	34.909	113.4	40.614	210.5	260.2	1:50.574		14	34.134		<u>33.959</u>	130.1	40.082	<u>216.9</u>	264.7	<u>1:48.175</u>	



## Porsch CUP SWISS - Test

Test Day

8 April 2026

Laps and Sector Times - PORSCHE CUP SWISS TEST - M

Autodromo Internacional Algarve - 4652mtr.

6	34.705	34.521	118.8	40.408	<u>216.9</u>	263.4	1:49.634	15	34.065	34.002	<u>132.5</u>	40.678	<u>216.9</u>	264.7	1:48.745	
7	35.300	33.986	<u>132.5</u>	40.623	215.6	263.4	1:49.909	16	<u>34.061</u>	<u>190.5</u>	34.042	128.4	40.545	<u>216.9</u>	264.7	1:48.648
8	34.351	34.375	119.7	<u>39.904</u>	215.6	263.4	1:48.630	17	34.172	34.701	114.5	Pit In	<u>216.9</u>	<u>266.0</u>	1:59.640	
9	34.545	37.178	98.6	Pit In	<u>216.9</u>	263.4	2:04.968	18								