

## Porsche CUP SWISS - Test

Test Day

8 April 2026

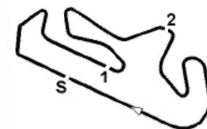
Laps and Sector Times - PORSCHE CUP SWISS TEST - AI

Autodromo Internacional Algarve - 4652mtr.

22 KLINGELNBERG Jan										992 GT3 Cup									
lap	Sect-1	Speed	Sect-2	Speed	Sect-3	Speed	TopSpeed	laptime	pit	lap	Sect-1	Speed	Sect-2	Speed	Sect-3	Speed	Topspeed	laptime	pit
1	Pit Out		38.287	111.9	42.307			2:03.182		25	35.133		34.978	122.4	41.120	213.0	263.4	1:51.231	
2	36.208		35.445	117.6	40.212	218.2	250.0	1:51.865		26	34.620		34.933	120.5	40.827	213.0	264.1	1:50.380	
3	33.782		34.358	120.4	39.472	220.9	265.4	1:47.612		27	34.301		34.818	116.4	40.320	218.2	267.3	1:49.439	
4	<u>33.591</u>		34.345	122.9	39.382	222.2	<u>270.7</u>	1:47.318		28	34.158		34.641	121.6	40.489	219.5	266.7	1:49.288	
5	33.593		<u>34.012</u>	122.3	<u>39.274</u>	<u>223.6</u>	270.0	<u>1:46.879</u>		29	34.170		34.818	116.5	40.448	219.5	267.3	1:49.436	
6	35.208		35.712	113.9	Pit In	222.2	269.3	2:01.598		30	34.313		34.443	125.3	40.469	219.5	266.7	1:49.225	
7	Pit Out		35.151	130.3	40.795			5:59.436		31	34.591		34.678	118.6	40.435	219.5	266.0	1:49.704	
8	34.838		35.008	<u>132.5</u>	40.802	216.9	265.4	1:50.648		32	33.882		34.309	122.6	42.524	220.9	267.3	1:50.715	
9	34.461		34.686	126.2	40.605	218.2	266.0	1:49.752		33	34.436		34.460	123.7	40.378	216.9	266.0	1:49.274	
10	34.380		34.677	122.9	40.525	216.9	266.7	1:49.582		34	35.977		36.240	120.5	40.501	222.2	270.0	1:52.718	
11	34.553		34.565	124.0	40.448	219.5	267.3	1:49.566		35	36.984		35.008	121.3	40.935	220.9	268.0	1:52.927	
12	34.593		34.922	122.6	40.673	219.5	268.0	1:50.188		36	34.536		34.926	113.7	Pit In	218.2	266.7	2:00.492	
13	34.492		34.483	123.7	41.462	219.5	267.3	1:50.437		37	Pit Out		40.908	103.1	44.639			27:21.231	
14	34.435		34.692	126.6	40.635	218.2	266.7	1:49.762		38	36.069		35.654	119.7	44.415	213.0	259.0	1:56.138	
15	34.274		34.564	126.2	40.554	218.2	266.0	1:49.392		39	34.653		35.009	121.9	42.450	216.9	263.4	1:52.112	
16	34.383		34.393	127.7	40.644	220.9	268.0	1:49.420		40	34.326		34.690	122.4	40.390	215.6	264.7	1:49.406	
17	34.557		34.952	122.0	40.802	220.9	268.7	1:50.311		41	33.887		34.382	122.7	40.220	219.5	266.7	1:48.489	
18	34.367	<u>177.3</u>	34.701	123.9	40.564	219.5	265.4	1:49.632		42	33.683		34.330	122.0	40.051	220.9	267.3	1:48.064	
19	34.257		34.662	123.4	40.522	219.5	266.7	1:49.441		43	33.743		34.387	120.5	39.826	220.9	269.3	1:47.956	
20	34.251	175.0	34.508	123.9	40.588	216.9	265.4	1:49.347		44	35.173		34.554	122.9	40.142	222.2	270.0	1:49.869	
21	34.228	172.2	34.719	121.2	40.419	219.5	266.7	1:49.366		45	33.713		34.342	122.3	40.058	220.9	268.7	1:48.113	
22	34.340		34.623	126.3	40.613	219.5	268.7	1:49.576		46	33.761		34.664	118.6	43.659	220.9	268.7	1:52.084	
23	34.894		34.930	126.0	Pit In	220.9	268.7	2:02.259		47	33.722		34.222	117.9	39.794	218.2	266.7	1:47.738	
24	Pit Out		37.936	117.1	42.690			35:17.278		48	36.727		37.107	109.4	Pit In	220.9	253.5	2:06.591	

74 MATHYS Simon										992 GT3 Cup										
lap	Sect-1	Speed	Sect-2	Speed	Sect-3	Speed	TopSpeed	laptime	pit	lap	Sect-1	Speed	Sect-2	Speed	Sect-3	Speed	Topspeed	laptime	pit	
1	Pit Out	124.1	44.859	90.5	49.842			2:18.469		16	44.766		41.455	92.0	46.985	146.3	158.6	2:13.206		
2	41.689	130.8	41.099	98.4	44.076	177.3	189.8	2:06.864		17	41.629	122.0	45.250	98.2	Pit In	156.5	160.5	2:21.105		
3	35.996		36.325	108.2	41.469	210.5	255.9	1:53.790		18	Pit Out	119.2	48.745	83.1	51.596			40:57.854		
4	34.914		35.700	107.7	40.721	215.6	264.1	1:51.335		19	48.495		42.730	102.4	45.552	136.4	135.5	2:16.777		
5	34.504	171.2	35.224	112.1	40.485	219.5	267.3	1:50.213		20	44.852		43.407	91.0	Pit In	183.7	171.2	2:24.019		
6	38.354		35.595	112.1	40.624	219.5	266.7	1:54.573		21	Pit Out		45.449	86.1	55.282			45:55.037		
7	35.659		35.714	108.9	42.727	218.2	265.4	1:54.100		22	41.143	134.3	39.848	95.6	46.021	167.4	167.7	2:07.012		
8	39.402	159.1	35.537	110.5	40.952	219.5	266.7	1:55.891		23	39.432		37.421	106.6	41.976	215.6	263.4	1:58.829		
9	34.554	<u>173.9</u>	34.994	114.5	40.949	219.5	266.7	1:50.497		24	34.754		34.670	113.2	40.382	213.0	261.5	1:49.806		
10	34.444		35.024	114.2	42.938	220.9	267.3	1:52.406		25	33.956		34.747	116.9	40.311	<u>222.2</u>	267.3	1:49.014		
11	34.941	164.4	35.743	106.3	40.882	219.5	266.0	1:51.566		26	38.433		35.894	113.3	40.376	<u>222.2</u>	266.0	1:54.703		
12	34.744	169.8	35.245	108.9	41.643	218.2	265.4	1:51.632		27	34.003		34.510	<u>117.5</u>	<u>40.000</u>	220.9	<u>268.7</u>	<u>1:48.513</u>		
13	35.006		35.225	107.4	40.813	219.5	266.7	1:51.044		28	<u>33.844</u>		<u>34.354</u>	116.6	40.318	220.9	268.0	1:48.516		
14	34.995		35.581	108.4	Pit In	219.5	266.7	2:01.779		29	38.332		39.349	104.9	Pit In	219.5	227.8	2:08.866		
15	Pit Out	125.1	46.991	93.0	58.084			45:34.347		30										

115 DIAS David										718 GT4 RS CS									
lap	Sect-1	Speed	Sect-2	Speed	Sect-3	Speed	TopSpeed	laptime	pit	lap	Sect-1	Speed	Sect-2	Speed	Sect-3	Speed	Topspeed	laptime	pit
1	Pit Out	144.6	40.441	100.8	45.580			2:05.811		20	<u>34.449</u>		<u>35.071</u>	<u>124.6</u>	<u>40.983</u>	210.5	257.8	<u>1:50.503</u>	
2	36.922		37.539	120.5	44.934	203.4	245.5	1:59.395		21	34.723		35.508	113.7	40.998	211.8	259.6	1:51.229	
3	35.824		36.491	114.5	42.044	205.7	254.7	1:54.359		22	34.862		36.444	115.9	Pit In	<u>213.0</u>	<u>260.2</u>	1:59.788	
4	35.185		35.989	112.4	41.834	210.5	257.8	1:53.008		23	Pit Out		38.180	110.3	46.382			5:11.486	



## Porsche CUP SWISS - Test

Test Day

8 April 2026

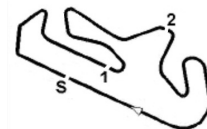
Laps and Sector Times - PORSCHE CUP SWISS TEST - AI

Autodromo Internacional Algarve - 4652mtr.

5	35.036	36.733	115.8	Pit In	211.8	258.4	1:59.357	24	36.971	39.043	102.9	45.244	203.4	254.1	2:01.258	
6	Pit Out	41.296	109.6	48.558			6:26.747	25	36.529	40.030	105.9	49.536	204.5	254.7	2:06.095	
7	39.941	44.897	83.4	Pit In	200.0	252.3	2:24.897	26	37.261	38.799	100.8	45.479	204.5	255.9	2:01.539	
8	Pit Out	40.586	100.3	46.436			3:16.587	27	37.639	38.957	106.0	45.332	206.9	255.9	2:01.928	
9	38.714	40.166	100.7	47.348	201.1	252.3	2:06.228	28	38.727	38.967	109.8	46.671	205.7	256.5	2:04.365	
10	37.972	42.198	102.2	48.140	201.1	252.3	2:08.310	29	36.846	39.256	99.9	45.846	203.4	254.7	2:01.948	
11	37.848	40.593	102.0	47.864	197.8	250.0	2:06.305	30	37.364	40.512	104.0	45.857	204.5	255.9	2:03.733	
12	38.265	40.384	98.8	48.284	197.8	251.2	2:06.933	31	41.358	41.454	98.6	Pit In	204.5	254.7	2:16.761	
13	37.893	40.757	97.8	49.049	197.8	251.2	2:07.699	32	Pit Out	47.738	98.5	55.702		1:08:40.110		
14	38.812	40.828	100.8	Pit In	196.7	244.3	2:16.722	33	39.488	41.636	95.4	47.643	192.5	245.5	2:08.767	
15	Pit Out	43.062	88.7	52.312			9:01.024	34	37.839	42.055	103.1	47.794	201.1	251.7	2:07.688	
16	38.138	40.787	102.9	48.574	197.8	250.0	2:07.499	35	37.494	39.831	102.8	48.110	195.7	248.8	2:05.435	
17	37.890	<u>159.3</u>	41.263	93.5	47.340	196.7	249.4	2:06.493	36	39.958	41.394	94.7	47.354	198.9	251.2	2:08.706
18	59:34.697	41.247	116.5	45.157	203.4	254.1	1:01:01.101	37	37.900	41.028	98.0	47.311	202.2	252.3	2:06.239	
19	35.290	35.374	115.6	41.230	209.3	256.5	1:51.894	38	37.842	39.832	95.3	48.065	198.9	250.6	2:05.739	

202 RÖDIG Helmut									992 GT3 Cup										
lap	Sect-1	Speed	Sect-2	Speed	Sect-3	Speed	TopSpeed	laptime	pit	lap	Sect-1	Speed	Sect-2	Speed	Sect-3	Speed	TopSpeed	laptime	pit
1	Pit Out	133.0	38.806	119.3	44.373			2:07.487		15	<u>32.953</u>		<u>33.218</u>	128.1	39.249	<u>223.6</u>	270.0	<u>1:45.420</u>	
2	35.335		35.330	120.9	41.235	210.5	259.6	1:51.900		16	33.679		39.157	104.4	Pit In	220.9	268.0	2:02.689	
3	33.760		34.118	125.1	40.384	218.2	265.4	1:48.262		17	Pit Out		34.676	117.5	40.427			13:46.297	
4	33.799	<u>189.5</u>	34.233	120.5	40.297	219.5	266.7	1:48.329		18	33.654		34.273	124.1	40.786	219.5	268.7	1:48.713	
5	34.685		34.402	118.3	40.752	220.9	252.9	1:49.839		19	33.719	186.5	33.812	126.6	40.019	218.2	267.3	1:47.550	
6	33.942		34.251	131.9	Pit In	218.2	266.7	2:01.936		20	33.602		34.081	128.9	40.719	220.9	<u>271.4</u>	1:48.402	
7	Pit Out		34.354	123.7	40.301			4:57.459		21	33.588		34.005	118.2	40.260	219.5	268.7	1:47.853	
8	33.648		34.162	121.8	40.299	222.2	268.7	1:48.109		22	36.052	171.4	34.842	122.4	Pit In	219.5	250.6	2:06.538	
9	33.780	188.8	34.008	132.5	40.539	216.9	269.3	1:48.327		23	Pit Out		41.232	109.4	43.319			41:25.146	
10	41.606		39.233	115.9	Pit In	220.9	235.3	2:13.776		24	35.771		34.717	124.3	40.186	200.0	240.5	1:50.674	
11	Pit Out	163.9	34.789	120.0	39.783			38:52.095		25	33.143		33.709	131.7	39.732	219.5	268.0	1:46.584	
12	33.087		33.501	125.6	<u>39.117</u>	220.9	269.3	1:45.705		26	33.237		33.774	131.9	39.932	220.9	268.0	1:46.943	
13	33.124		33.417	121.8	39.825	220.9	268.7	1:46.366		27	33.368		34.002	128.4	Pit In	220.9	269.3	2:02.577	
14	33.102		33.284	<u>132.8</u>	39.193	222.2	268.0	1:45.579		28									

207 BURI U Dragos									992 GT3 R										
lap	Sect-1	Speed	Sect-2	Speed	Sect-3	Speed	TopSpeed	laptime	pit	lap	Sect-1	Speed	Sect-2	Speed	Sect-3	Speed	TopSpeed	laptime	pit
1	Pit Out		44.430	106.3	44.114			2:17.978		25	39.107		39.727	130.0	45.669	177.3	230.8	2:04.503	
2	35.780		34.967	134.0	39.564	204.5	252.9	1:50.311		26	36.334		35.922	138.6	45.950	171.4	242.2	1:58.206	
3	33.211		33.548	131.5	38.797	223.6	268.0	1:45.556		27	38.670		39.931	83.9	48.337	186.5	191.8	2:06.938	
4	32.729		32.866	128.3	38.561	226.4	269.3	1:44.156		28	40.846		42.064	92.2	Pit In	167.4	183.7	2:27.042	
5	32.541		32.863	<u>145.9</u>	39.135	225.0	268.7	1:44.539		29	Pit Out		35.950	118.3	41.715			8:34.614	
6	32.677		33.117	133.8	38.758	223.6	268.0	1:44.552		30	34.120		34.504	116.0	40.730	214.3	260.2	1:49.354	
7	32.464		33.741	127.7	41.408	223.6	267.3	1:47.613		31	33.409		33.448	129.5	39.666	216.9	263.4	1:46.523	
8	32.624		32.987	142.3	Pit In	222.2	267.3	1:56.089		32	32.694		32.785	135.3	38.886	223.6	266.0	1:44.365	
9	Pit Out		33.482	134.0	38.923			3:18.470		33	32.788		33.067	137.6	39.201	223.6	267.3	1:45.056	
10	32.866		33.829	111.0	46.788	220.9	255.3	1:53.483		34	32.908		33.828	131.2	38.852	215.6	264.7	1:45.588	
11	32.691		32.662	140.1	38.667	223.6	268.7	1:44.020		35	32.723		33.293	128.7	38.814	223.6	268.7	1:44.830	
12	32.572		32.973	143.0	38.789	222.2	270.0	1:44.334		36	32.633		33.174	129.7	39.122	<u>229.3</u>	269.3	1:44.929	
13	32.543		32.912	138.1	38.841	225.0	270.0	1:44.296		37	32.710		32.932	133.5	39.455	223.6	270.0	1:45.097	
14	33.919		33.358	136.2	38.815	223.6	270.0	1:46.092		38	36.835		32.910	128.3	39.348	222.2	270.7	1:49.093	
15	32.800		34.021	109.3	Pit In	225.0	270.0	1:57.014		39	32.687		32.751	134.0	42.137	218.2	269.3	1:47.575	



## Porsche CUP SWISS - Test

Test Day

8 April 2026

Laps and Sector Times - PORSCHE CUP SWISS TEST - A1

Autodromo Internacional Algarve - 4652mtr.

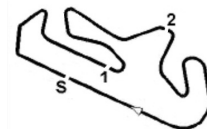
16	Pit Out	33.115	122.4	39.480		6:05.896	40	32.577	33.520	127.8	39.105	223.6	269.3	1:45.202	
17	32.718	32.718	120.8	38.298	219.5	266.0	1:43.734	41	32.766	32.973	131.4	Pit In	223.6	268.7	1:54.992
18	32.366	32.549	118.0	38.244	225.0	268.0	1:43.159	42	Pit Out	44.887	109.4	44.871		50:17.599	
19	<u>32.272</u>	32.550	121.3	38.309	226.4	268.7	1:43.131	43	34.474	34.363	124.7	38.951	213.0	256.5	1:47.788
20	32.564	33.523	111.1	Pit In	219.5	<u>272.0</u>	1:52.982	44	32.950	32.853	125.1	38.466	222.2	265.4	1:44.269
21	Pit Out	33.502	119.1	39.107		26:46.902	45	32.437	32.544	131.9	<u>38.029</u>	227.8	264.7	1:43.010	
22	32.640	32.788	126.0	Pit In	216.9	266.0	1:51.445	46	32.323	<u>32.334</u>	138.8	38.030	227.8	268.7	<u>1:42.687</u>
23	Pit Out	53.082	101.8	54.586		26:50.980	47	34.697				Pit In	225.0	268.7	2:00.010
24	43.779	42.999	96.3	50.642	146.3	193.2	2:17.420	48		34.677	133.5				

217 COSTA Corrado										992 GT3 Cup									
lap	Sect-1	Speed	Sect-2	Speed	Sect-3	Speed	TopSpeed	laptime	pit	lap	Sect-1	Speed	Sect-2	Speed	Sect-3	Speed	Topspeed	laptime	pit
1	Pit Out		39.397	110.8	48.274			2:08.147		21	35.177		35.676	105.4	57.419	214.3	263.4	2:08.272	
2	42.332		39.204	113.4	41.864	208.1	259.6	2:03.400		22	34.672		34.926	107.5	43.151	214.3	262.1	1:52.749	
3	35.565		35.884	97.6	52.894	206.9	255.9	2:04.343		23	35.015		35.345	97.6	41.682	209.3	261.5	1:52.042	
4	34.850		35.783	112.5	42.201	210.5	262.1	1:52.834		24	34.749	<u>187.2</u>	35.086	107.6	41.063	218.2	266.0	1:50.898	
5	34.978	172.8	35.318	113.1	1:25.975	215.6	264.7	2:36.271		25	35.869		35.248	107.9	41.381	218.2	266.7	1:52.498	
6	35.326		36.064	107.5	42.852	214.3	262.1	1:54.242		26	35.698		35.368	108.3	Pit In	218.2	266.7	2:08.884	
7	34.787	169.8	35.786	107.0	41.809	210.5	261.5	1:52.382		27	Pit Out		37.425	91.8	43.086			49:34.473	
8	38.211		35.395	118.2	Pit In	214.3	262.1	2:14.248		28	34.798		36.061	97.6	42.999	214.3	262.8	1:53.858	
9	Pit Out		40.459	92.3	43.728			12:12.893		29	1:28.048		36.585	106.7	43.052	189.5	250.0	2:47.685	
10	35.854		35.983	113.7	40.765	215.6	263.4	1:52.602		30	35.696		35.633	106.2	41.508	215.6	263.4	1:52.837	
11	33.965		34.356	<u>128.3</u>	41.424	218.2	264.7	1:49.745		31	35.070		35.650	102.4	41.588	218.2	265.4	1:52.308	
12	33.657		33.911	123.9	40.080	213.0	262.8	1:47.648		32	34.799		34.844	110.9	41.581	213.0	262.8	1:51.224	
13	33.771		33.967	121.3	39.595	219.5	266.7	1:47.333		33	34.735		35.465	105.9	41.518	211.8	262.8	1:51.718	
14	33.639		33.996	122.2	40.229	220.9	<u>267.3</u>	1:47.864		34	34.802		39.022	117.9	42.172	215.6	262.8	1:55.996	
15	<u>33.442</u>		<u>33.882</u>	121.5	<u>39.560</u>	214.3	262.8	<u>1:46.884</u>		35	34.506	184.9	35.849	113.1	41.736	216.9	264.7	1:52.091	
16	37.241		40.254	90.1	Pit In	<u>226.4</u>	264.1	2:09.491		36	34.697		34.792	112.3	41.057	219.5	265.4	1:50.546	
17	Pit Out		36.007	98.5	41.609			27:47.925		37	34.396		35.427	111.0	41.356	216.9	262.1	1:51.179	
18	35.078	166.9	35.784	115.4	41.835	216.9	264.7	1:52.697		38	34.568		34.679	110.7	1:02.927	220.9	266.7	2:12.174	
19	35.160		35.538	113.6	41.359	216.9	264.1	1:52.057		39	34.528		35.949	105.6	Pit In	215.6	264.7	2:11.314	
20	34.940		36.100	106.2	41.500	215.6	264.7	1:52.540		40									

221 GRAICHEN Marcus										992 GT3 Cup									
lap	Sect-1	Speed	Sect-2	Speed	Sect-3	Speed	TopSpeed	laptime	pit	lap	Sect-1	Speed	Sect-2	Speed	Sect-3	Speed	Topspeed	laptime	pit
1	Pit Out		40.119	103.8	Pit In			2:09.582		4	Pit Out		<u>33.855</u>	122.3	Pit In		262.8	20:22.167	
2	Pit Out		33.938	117.9	Pit In		266.0	38:38.940		5	Pit Out		33.733	123.3	Pit In		266.0	8:52.914	
3	Pit Out		40.679	107.7	Pit In			1:07:43.270		6									

222 MIRZOEV Fakhraddin										992 GT3 Cup									
lap	Sect-1	Speed	Sect-2	Speed	Sect-3	Speed	TopSpeed	laptime	pit	lap	Sect-1	Speed	Sect-2	Speed	Sect-3	Speed	Topspeed	laptime	pit
1	Pit Out		35.147	102.1	Pit In		266.0	38:27.381		2	Pit Out		<u>35.036</u>	<u>108.8</u>	Pit In		255.3	1:39:40.246	

223 SANTOS Eric										992 GT3 Cup									
lap	Sect-1	Speed	Sect-2	Speed	Sect-3	Speed	TopSpeed	laptime	pit	lap	Sect-1	Speed	Sect-2	Speed	Sect-3	Speed	Topspeed	laptime	pit
1	Pit Out		34.525	118.3	Pit In		266.0	37:49.758		8	33.702		34.182	109.6	40.338	<u>219.5</u>	<u>268.0</u>	1:48.222	
2	Pit Out		42.536	100.4	48.226			1:07:58.852		9	33.753		35.335	117.6	44.000	<u>219.5</u>	266.0	1:53.088	
3	39.455	<u>167.7</u>	37.341	102.7	42.405	181.8	211.8	1:59.201		10	33.934		34.233	116.6	41.338	215.6	263.4	1:49.505	
4	35.395		35.136	117.9	41.141	213.0	262.1	1:51.672		11	33.732		33.937	121.6	40.830	218.2	265.4	1:48.499	
5	34.184		34.412	116.0	42.790	215.6	262.1	1:51.386		12	33.969		34.208	115.3	41.301	216.9	264.1	1:49.478	
6	34.071		34.123	121.8	40.209	218.2	264.7	1:48.403		13	33.649		<u>33.691</u>	120.1	<u>40.117</u>	216.9	264.1	<u>1:47.457</u>	



## Porsche CUP SWISS - Test

Test Day

8 April 2026

Laps and Sector Times - PORSCHE CUP SWISS TEST - AI

Autodromo Internacional Algarve - 4652mtr.

7	33.536	33.814	<u>129.2</u>	40.220	218.2	266.7	1:47.570	14	33.670	35.956	116.9	Pit In	<u>219.5</u>	265.4	2:03.197
---	--------	--------	--------------	--------	-------	-------	----------	----	--------	--------	-------	--------	--------------	-------	----------

<b>224</b>	<b>JASTREMSKI John</b>								<b>992 GT3 Cup</b>										
lap	Sect-1	Speed	Sect-2	Speed	Sect-3	Speed	TopSpeed	laptime	pit	lap	Sect-1	Speed	Sect-2	Speed	Sect-3	Speed	Topspeed	laptime	pit

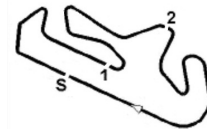
<b>226</b>	<b>BUFKIN Gary</b>								<b>992 GT3 Cup</b>										
lap	Sect-1	Speed	Sect-2	Speed	Sect-3	Speed	TopSpeed	laptime	pit	lap	Sect-1	Speed	Sect-2	Speed	Sect-3	Speed	Topspeed	laptime	pit
1	Pit Out		47.284	81.3	50.499			2:29.004		5	<u>35.158</u>		36.096	105.5	Pit In		263.4	2:03.085	
2	39.550		39.084	98.8	49.190		217.7	2:07.824		6	Pit Out		39.232	92.3	Pit In		190.8	1:19:34.313	
3	2:30.782		36.627	103.0	<u>42.130</u>		267.3	3:49.539		7	Pit Out		38.178	97.8	Pit In		266.0	1:29:53.922	
4	40.144		36.464	103.4	42.624		182.4	<u>1:59.232</u>		8	Pit Out		<u>35.009</u>	110.9	Pit In		264.7	14:55.786	

<b>227</b>	<b>HONKAVUORI Jukka</b>								<b>992 GT3 Cup</b>										
lap	Sect-1	Speed	Sect-2	Speed	Sect-3	Speed	TopSpeed	laptime	pit	lap	Sect-1	Speed	Sect-2	Speed	Sect-3	Speed	Topspeed	laptime	pit
1	Pit Out		35.741	111.6	Pit In		264.1	27:20.333		2	Pit Out		<u>34.568</u>	84.2	Pit In		268.0	8:29.067	

<b>228</b>	<b>WOLF Lucas</b>								<b>992 GT3 Cup</b>										
lap	Sect-1	Speed	Sect-2	Speed	Sect-3	Speed	TopSpeed	laptime	pit	lap	Sect-1	Speed	Sect-2	Speed	Sect-3	Speed	Topspeed	laptime	pit
1	Pit Out		47.806	81.0	55.195			2:31.170		5	Pit Out		37.461	105.9	Pit In		<u>268.0</u>	1:04:00.695	
2	50.086		44.718	116.9	Pit In	98.6	152.1	2:35.489		6	Pit Out		36.748	116.1	Pit In		264.7	16:33.093	
3	Pit Out		34.094	109.0	<u>39.147</u>			5:45.698		7	Pit Out		38.253	113.6	Pit In		263.4	10:20.265	
4	<u>4:03.667</u>		<u>33.785</u>	115.6	Pit In	0.3	266.7	5:25.097		8	Pit Out		38.544	108.9	Pit In		265.4	9:48.443	

<b>229</b>	<b>CITIGNOLA Fabio</b>								<b>992 GT3 Cup</b>										
lap	Sect-1	Speed	Sect-2	Speed	Sect-3	Speed	TopSpeed	laptime	pit	lap	Sect-1	Speed	Sect-2	Speed	Sect-3	Speed	Topspeed	laptime	pit
1	Pit Out		39.236	106.0	49.025		239.5	4:34.608		5	<u>34.973</u>		<u>35.366</u>	116.4	Pit In		262.1	2:01.682	
2				113.6	<u>42.504</u>		244.9	1:55.550		6	Pit Out		39.372	106.3	Pit In		201.1	1:19:34.808	
3	35.281		36.229	116.3	43.067		263.4	<u>1:54.577</u>		7	Pit Out		39.927	94.1	Pit In		231.3	1:16:52.077	
4	39.763		36.069	<u>117.4</u>	42.978		192.2	1:58.810		8	Pit Out		43.579	103.7	Pit In		<u>266.0</u>	15:48.401	

<b>238</b>	<b>MARTINS Leandro</b>								<b>992 GT3 Cup</b>										
lap	Sect-1	Speed	Sect-2	Speed	Sect-3	Speed	TopSpeed	laptime	pit	lap	Sect-1	Speed	Sect-2	Speed	Sect-3	Speed	Topspeed	laptime	pit
1	Pit Out		37.470	103.4	43.196			2:00.772		29	34.346		34.672	113.4	Pit In	214.3	264.1	1:59.692	
2	37.395		34.513	116.4	40.080	173.1	194.9	1:51.988		30	Pit Out		36.096	111.1	41.407			3:26.125	
3	33.794		34.174	110.4	41.455	220.9	268.7	1:49.423		31	34.494		35.518	110.7	42.169	215.6	265.4	1:52.181	
4	33.578		33.802	116.3	39.641	214.3	263.4	1:47.021		32	34.273		34.777	109.3	Pit In	214.3	262.8	2:00.207	
5	33.453		33.789	106.8	39.565	<u>222.2</u>	<u>269.3</u>	1:46.807		33	Pit Out		34.258	120.1	39.920			7:01.816	
6	33.637		33.702	119.6	<u>39.187</u>	220.9	268.0	<u>1:46.526</u>		34	33.527		34.045	120.1	39.517	220.9	268.0	1:47.089	
7	33.491		33.788	115.8	Pit In	<u>222.2</u>	<u>269.3</u>	1:53.281		35	33.346		34.271	118.2	39.371	<u>222.2</u>	268.7	1:46.988	
8	Pit Out		33.902	119.2	39.608			5:27.105		36	<u>33.200</u>		33.677	112.9	39.814	<u>222.2</u>	268.0	1:46.691	
9	33.270		33.926	113.0	39.473	219.5	266.0	1:46.669		37	34.401		34.090	115.8	Pit In	215.6	266.7	1:53.781	
10	33.236	<u>198.2</u>	33.729	115.1	39.778	<u>222.2</u>	268.0	1:46.743		38	Pit Out		35.377	108.0	41.388			7:07.570	
11	33.289		33.841	114.4	Pit In	220.9	267.3	1:52.516		39	34.208	190.5	34.370	111.7	40.509	211.8	261.5	1:49.087	
12	Pit Out		39.783	110.5	42.996			4:36.147		40	34.844		36.878	116.1	40.972	216.9	264.1	1:52.694	
13	39.011	175.6	37.183	111.0	41.971	204.5	200.0	1:58.165		41	34.195		34.375	112.6	40.424	216.9	263.4	1:48.994	
14	34.884		36.068	115.3	42.209	206.9	257.8	1:53.161		42	33.700		37.095	111.9	41.373	218.2	265.4	1:52.168	
15	37.355		34.794	121.6	40.604	205.7	257.8	1:52.753		43	34.130		34.525	108.2	40.286	218.2	267.3	1:48.941	
16	34.423	196.4	40.403	73.7	42.170	218.2	264.7	1:56.996		44	33.834		34.305	110.2	40.120	219.5	266.0	1:48.259	
17	34.591		39.720	99.7	Pit In	216.9	264.1	2:10.644		45	33.664		34.214	119.9	41.124	218.2	266.0	1:49.002	
18	Pit Out	141.9	1:00.957	92.2	45.353			12:27.971		46	33.627		34.343	113.8	40.625	216.9	266.0	1:48.595	
19	39.461		36.272	124.1	41.553	184.6	212.2	1:57.286		47	33.943		34.539	111.5	41.258	215.6	263.4	1:49.740	
20	34.359		34.546	127.4	40.150	213.0	260.9	1:49.055		48	34.028		34.456	112.5	Pit In	218.2	266.7	1:57.543	



## Porsche CUP SWISS - Test

Test Day

8 April 2026

Laps and Sector Times - PORSCHE CUP SWISS TEST - AI

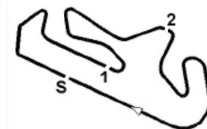
Autodromo Internacional Algarve - 4652mtr.

21	33.719	33.800	<u>130.6</u>	39.919	216.9	265.4	1:47.438	49	Pit Out	38.987	101.6	43.877		36:59.565	
22	33.816	34.238	123.9	39.772	220.9	267.3	1:47.826	50	35.167	35.110	109.4	40.680	210.5	259.6	1:50.957
23	33.604	33.843	<u>130.6</u>	39.703	219.5	268.0	1:47.150	51	34.093	35.009	109.2	41.439	216.9	263.4	1:50.541
24	33.788	36.627	103.6	Pit In	219.5	268.0	1:59.528	52	34.440	34.181	114.4	39.818	213.0	261.5	1:48.439
25	Pit Out	40.090	108.3	49.361			16:24.516	53	33.753	33.909	116.0	40.051	216.9	263.4	1:47.713
26	39.824	37.885	105.5	Pit In	180.9	206.1	2:09.917	54	33.635	<u>33.610</u>	108.4	39.693	219.5	265.4	1:46.938
27	Pit Out	35.659	108.1	41.525			3:24.751	55	33.982	35.297	105.4	41.152	218.2	266.0	1:50.431
28	34.299	34.694	112.6	41.096	214.3	263.4	1:50.089	56	33.933	35.090	103.2	Pit In	216.9	264.1	1:57.903

242 FAHMY Tarek										992 GT3 Cup									
lap	Sect-1	Speed	Sect-2	Speed	Sect-3	Speed	TopSpeed	laptime	pit	lap	Sect-1	Speed	Sect-2	Speed	Sect-3	Speed	Topspeed	laptime	pit
1	Pit Out		39.037	109.9	41.516			2:00.195		9	34.806		35.908	109.8	46.595		262.8	1:57.309	
2	34.037		34.027	126.6	39.769		259.0	1:47.833		10	34.571		35.552	115.8	42.713		264.1	1:52.836	
3	33.908		33.914	<u>130.0</u>	39.837		264.7	1:47.659		11	36.170		35.281	117.0	41.844		227.4	1:53.295	
4	<u>33.774</u>		<u>33.677</u>	129.0	<u>39.518</u>		263.4	<u>1:46.969</u>		12	34.731		35.069	123.7	41.419		262.1	1:51.219	
5	34.979		34.208	124.4	Pit In		266.0	1:56.317		13	7:58.579		37.695	106.7	Pit In		259.0	9:32.223	
6	Pit Out		36.992	112.3	43.677			6:05.597		14	Pit Out		37.035	106.5	Pit In		260.9	13:00.198	
7	34.820		35.472	119.9	42.174		260.9	1:52.466		15	Pit Out		38.470	103.5	Pit In		266.0	20:19.585	
8	36.266		35.754	120.1	42.201		262.1	1:54.221		16									

244 GELF Levin										992 GT3 Cup									
lap	Sect-1	Speed	Sect-2	Speed	Sect-3	Speed	TopSpeed	laptime	pit	lap	Sect-1	Speed	Sect-2	Speed	Sect-3	Speed	Topspeed	laptime	pit
1	Pit Out		38.124	124.6	42.978			1:59.905		17	33.641		33.543	<u>137.4</u>	41.731	218.2	267.3	1:48.915	
2	38.242		35.096	126.2	41.102	213.0	260.9	1:54.440		18	33.364		33.765	128.6	39.696	218.2	266.0	1:46.825	
3	34.169		34.610	109.6	40.720	213.0	263.4	1:49.499		19	33.670		34.182	125.1	Pit In	219.5	265.4	1:54.071	
4	33.832		34.671	123.7	Pit In	216.9	264.1	1:55.038		20	Pit Out		33.846	127.1	<u>39.278</u>			4:19.920	
5	Pit Out		34.134	135.3	40.135			5:20.072		21	33.086		33.164	130.3	39.291	<u>222.2</u>	<u>268.7</u>	<u>1:45.541</u>	
6	33.409		34.020	133.2	57.688	<u>222.2</u>	266.0	2:05.117		22	33.055		33.147	134.3	39.426	219.5	265.4	1:45.628	
7	35.622		34.129	122.9	40.010	174.8	242.2	1:49.761		23	<u>32.907</u>		<u>33.135</u>	135.0	Pit In	220.9	268.0	1:51.502	
8	33.536		33.838	135.5	39.841	220.9	266.7	1:47.215		24	Pit Out		42.973	111.0	42.287			10:37.890	
9	33.482		33.658	136.7	39.830	214.3	266.7	1:46.970		25	38.135		36.444	120.3	40.304	216.9	212.6	1:54.883	
10	33.498		33.823	134.8	39.925	218.2	268.0	1:47.246		26	34.019		34.654	132.5	Pit In	220.9	264.1	1:56.871	
11	34.994		34.251	130.6	Pit In	216.9	266.0	1:54.949		27	Pit Out		36.268	131.2	41.027			6:09.995	
12	Pit Out		38.466	124.6	42.837			43:01.480		28	36.675		35.189	132.0	42.168	218.2	217.7	1:54.032	
13	36.163		34.817	127.2	40.215	191.5	222.2	1:51.195		29	33.771		34.940	136.2	Pit In	220.9	263.4	1:53.847	
14	33.579		33.544	137.1	39.911	214.3	263.4	1:47.034		30	Pit Out		35.870	122.2	40.363			10:44.811	
15	33.623		33.566	134.7	40.196	216.9	265.4	1:47.385		31	35.284		36.429	120.0	40.083	219.5	237.9	1:51.796	
16	33.126		33.593	132.4	39.561	213.0	264.7	1:46.280		32	34.100		33.754	134.2	Pit In	<u>222.2</u>	248.3	1:52.517	

250 DINKELDEIN Patrick										992 GT3 R									
lap	Sect-1	Speed	Sect-2	Speed	Sect-3	Speed	TopSpeed	laptime	pit	lap	Sect-1	Speed	Sect-2	Speed	Sect-3	Speed	Topspeed	laptime	pit
1	Pit Out		40.494	98.1	44.148			2:05.738		10	<u>32.824</u>		34.486	101.0	42.676		<u>268.7</u>	1:49.986	
2	37.407		36.537	95.3	41.009		177.0	1:54.953		11	33.277		34.050	109.2	39.456		266.0	1:46.783	
3	34.265		35.283	104.4	40.530		262.8	1:50.078		12	33.097		33.574	104.4	39.260		263.4	1:45.931	
4	33.869		34.462	103.1	40.658		260.9	1:48.989		13	32.883		33.561	107.9	<u>38.930</u>		266.7	<u>1:45.374</u>	
5	33.213		34.465	107.5	39.929		264.1	1:47.607		14	34.903		35.410	100.9	Pit In		267.3	2:00.096	
6	33.184		33.819	108.8	39.722		264.7	1:46.725		15	Pit Out		33.891	102.4	Pit In		266.7	1:27:40.525	
7	2:19.711		34.069	102.6	Pit In		265.4	3:44.295		16	Pit Out		<u>36.470</u>	93.9	Pit In		263.4	12:50.277	
8	Pit Out		33.895	113.1	40.307			4:45.242		17	Pit Out		34.825	101.0	Pit In		267.3	20:37.449	
9	2:19.512		36.180	106.5	39.426		266.7	3:35.118		18									



## Porsche CUP SWISS - Test

Test Day

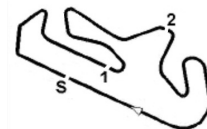
8 April 2026

Laps and Sector Times - PORSCHE CUP SWISS TEST - AI

Autodromo Internacional Algarve - 4652mtr.

253 VON ROSEN David										992 GT3 Cup									
lap	Sect-1	Speed	Sect-2	Speed	Sect-3	Speed	TopSpeed	laptime	pit	lap	Sect-1	Speed	Sect-2	Speed	Sect-3	Speed	Topspeed	laptime	pit
1	Pit Out		45.655	88.7	47.792			2:20.834		39	34.256		34.655	105.0	40.514	218.2	266.0	1:49.425	
2	36.372	175.6	36.137	110.4	41.810	204.5	254.1	1:54.319		40	33.803		34.227	113.2	40.093	219.5	265.4	1:48.123	
3	34.675		34.886	113.0	40.826	213.0	260.9	1:50.387		41	33.885		33.912	113.8	40.286	220.9	266.7	1:48.083	
4	34.384		34.589	113.9	40.270	215.6	262.8	1:49.243		42	33.927		34.155	111.7	40.330	<u>222.2</u>	266.7	1:48.412	
5	34.329		34.873	116.6	Pit In	216.9	264.1	1:59.053		43	33.818		34.031	115.9	Pit In	219.5	266.7	1:59.713	
6	Pit Out	192.9	35.031	124.6	41.555			4:53.346		44	Pit Out	186.5	34.426	135.3	40.764			7:47.427	
7	34.460		34.144	125.3	40.935	214.3	263.4	1:49.539		45	34.404		34.296	124.9	41.148	214.3	264.1	1:49.848	
8	34.377	<u>208.9</u>	34.097	122.3	40.780	210.5	262.1	1:49.254		46	34.343		34.077	130.0	41.305	215.6	265.4	1:49.725	
9	34.445		34.291	125.7	41.483	213.0	262.1	1:50.219		47	33.990		34.256	128.9	41.745	214.3	265.4	1:49.991	
10	34.035		34.377	124.0	40.714	214.3	264.1	1:49.126		48	34.277		34.357	130.0	42.010	214.3	264.1	1:50.644	
11	34.350		34.517	126.0	Pit In	215.6	264.7	1:58.150		49	35.496		34.362	122.0	40.849	200.0	244.3	1:50.707	
12	Pit Out		34.644	127.8	41.041			4:07.784		50	34.318		34.196	132.5	Pit In	216.9	264.1	1:58.449	
13	34.325		34.282	124.3	41.024	214.3	262.8	1:49.631		51	Pit Out		34.412	112.5	39.671			11:48.225	
14	34.252	198.9	34.295	127.8	40.737	215.6	264.7	1:49.284		52	33.425		33.865	114.2	<u>39.052</u>	220.9	266.0	1:46.342	
15	34.226		34.182	128.4	40.604	216.9	266.7	1:49.012		53	33.195		33.610	113.0	39.113	<u>222.2</u>	268.0	1:45.918	
16	33.902		34.048	127.1	40.622	216.9	265.4	1:48.572		54	33.078		33.428	115.8	39.316	<u>222.2</u>	268.7	<u>1:45.822</u>	
17	34.396		34.372	123.1	Pit In	215.6	265.4	1:56.939		55	<u>33.030</u>		33.984	116.9	39.765	<u>222.2</u>	<u>269.3</u>	1:46.779	
18	Pit Out		38.098	97.4	44.468			9:21.648		56	33.195		34.160	110.7	Pit In	219.5	<u>269.3</u>	1:56.988	
19	35.586		36.008	106.4	42.854	210.5	259.0	1:54.448		57	Pit Out		42.937	115.8	47.936			12:16.052	
20	35.573		35.787	99.7	41.817	202.2	255.9	1:53.177		58	38.059		36.883	123.0	42.256	198.9	233.3	1:57.198	
21	34.768		35.252	106.1	41.362	218.2	264.1	1:51.382		59	35.123		34.116	135.0	40.895	208.1	238.9	1:50.134	
22	34.856		35.545	100.0	43.895	216.9	262.8	1:54.296		60	34.172		33.813	128.4	40.192	215.6	263.4	1:48.177	
23	34.639	196.7	35.062	108.1	41.881	210.5	260.2	1:51.582		61	33.811		33.989	135.0	40.129	215.6	263.4	1:47.929	
24	34.447		34.934	113.7	41.139	213.0	263.4	1:50.520		62	33.666		33.776	134.7	40.095	215.6	263.4	1:47.537	
25	34.163		34.489	110.9	40.843	218.2	265.4	1:49.495		63	34.206		33.789	136.7	40.141	216.9	264.1	1:48.136	
26	34.318		34.876	113.3	40.887	219.5	268.0	1:50.081		64	33.722		34.011	130.4	40.291	218.2	264.1	1:48.024	
27	33.941		34.736	111.2	42.215	219.5	266.7	1:50.892		65	33.768		34.104	133.3	40.404	216.9	264.7	1:48.276	
28	34.081		34.760	101.2	41.963	218.2	267.3	1:50.804		66	33.929		34.024	135.7	40.640	216.9	264.7	1:48.593	
29	33.939		34.089	111.9	40.091	220.9	266.0	1:48.119		67	33.774		33.863	141.4	40.412	215.6	264.1	1:48.049	
30	11:21.595		37.035	116.0	41.139	220.9	268.0	12:39.769		68	33.521		34.124	<u>142.3</u>	40.131	218.2	265.4	1:47.776	
31	34.353		34.570	109.5	39.550	216.9	265.4	1:48.473		69	33.829		33.840	131.7	40.467	218.2	266.0	1:48.136	
32	33.762		33.960	111.7	39.407	<u>222.2</u>	268.7	1:47.129		70	54.642		35.325	124.1	Pit In	214.3	231.3	2:18.408	
33	33.450		33.865	114.2	39.321	<u>222.2</u>	268.0	1:46.636		71	Pit Out		34.355	119.3	40.076			4:17.897	
34	33.276		33.884	113.2	Pit In	<u>222.2</u>	266.7	1:59.999		72	33.562		33.631	121.3	39.698	219.5	266.0	1:46.891	
35	Pit Out		45.955	90.8	49.850			37:36.118		73	33.373		33.619	121.2	40.198	<u>222.2</u>	267.3	1:47.190	
36	40.465		39.980	87.7	45.641	203.4	233.8	2:06.086		74	33.257		34.166	120.1	42.654	219.5	267.3	1:50.077	
37	36.066		37.181	107.2	42.928	210.5	260.9	1:56.175		75	33.250		33.704	117.9	39.467	<u>222.2</u>	268.0	1:46.421	
38	34.226		34.694	104.3	40.594	218.2	265.4	1:49.514		76	33.230		<u>33.410</u>	126.3	Pit In	220.9	268.7	1:52.861	

255 BURATTI Andrea										992 GT3 Cup									
lap	Sect-1	Speed	Sect-2	Speed	Sect-3	Speed	TopSpeed	laptime	pit	lap	Sect-1	Speed	Sect-2	Speed	Sect-3	Speed	Topspeed	laptime	pit
1	Pit Out		39.489	87.0	43.726			2:05.175		20	33.566		34.030	115.1	40.341	219.5	270.0	1:47.937	
2	35.745		36.160	117.5	40.900	214.3	263.4	1:52.805		21	33.726		34.087	117.3	40.024	219.5	270.0	1:47.837	
3	34.047		34.549	117.0	40.826	215.6	266.0	1:49.422		22	33.571		34.459	111.9	40.175	<u>223.6</u>	269.3	1:48.205	
4	33.724		34.497	117.5	41.254	216.9	266.7	1:49.475		23	33.773	191.8	34.265	111.0	40.070	220.9	269.3	1:48.108	
5	33.703		34.212	<u>129.2</u>	40.476	219.5	267.3	1:48.391		24	<u>33.539</u>		34.041	115.6	40.134	222.2	270.0	1:47.714	
6	38.246		35.313	121.2	40.574	219.5	243.8	1:54.133		25	40.633		34.625	116.0	40.681	219.5	270.7	1:55.939	
7	33.670		34.419	128.0	40.549	219.5	266.7	1:48.638		26	33.693		34.345	122.6	41.755	219.5	269.3	1:49.793	



## Porsche CUP SWISS - Test

Test Day

8 April 2026

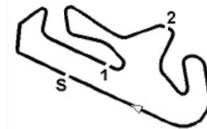
Laps and Sector Times - PORSCHE CUP SWISS TEST - AI

Autodromo Internacional Algarve - 4652mtr.

8	35.910		35.456	108.9	Pit In	219.5	237.4	2:02.192	27	33.753		33.901	118.2	40.177	220.9	268.7	1:47.831
9	Pit Out	159.3	36.816	111.7	41.713			1:17:51.635	28	33.800		34.580	113.6	40.434	222.2	269.3	1:48.814
10	34.587		34.859	107.8	40.759	215.6	262.8	1:50.205	29	33.709	191.8	34.265	113.4	39.995	222.2	269.3	1:47.969
11	34.007		34.651	115.5	40.299	214.3	264.1	1:48.957	30	33.813		34.223	115.0	40.130	222.2	270.0	1:48.166
12	34.005		34.848	113.8	40.202	219.5	266.7	1:49.055	31	33.880		34.161	112.0	39.974	<u>223.6</u>	<u>271.4</u>	1:48.015
13	33.837		34.584	118.9	39.958	218.2	265.4	1:48.379	32	33.671		33.927	121.1	40.220	220.9	270.7	1:47.818
14	34.007		34.442	114.9	40.372	222.2	268.7	1:48.821	33	33.603	<u>198.5</u>	<u>33.844</u>	115.3	40.002	222.2	270.0	<u>1:47.449</u>
15	33.755		33.910	120.3	40.400	220.9	268.7	1:48.065	34	33.676		34.083	119.1	<u>39.826</u>	220.9	270.0	1:47.585
16	34.089		34.435	112.1	40.371	219.5	267.3	1:48.895	35	33.739		34.030	120.7	40.079	220.9	269.3	1:47.848
17	33.761		34.228	110.0	40.033	220.9	267.3	1:48.022	36	33.720		33.879	124.0	39.949	<u>223.6</u>	270.7	1:47.548
18	34.189		34.511	112.5	40.357	218.2	266.7	1:49.057	37	33.811		33.855	119.1	Pit In	222.2	270.7	2:31.148
19	33.862		34.257	112.7	40.150	218.2	268.0	1:48.269	38								

260 GALASSI Marco										992 GT3 Cup									
lap	Sect-1	Speed	Sect-2	Speed	Sect-3	Speed	TopSpeed	laptime	pit	lap	Sect-1	Speed	Sect-2	Speed	Sect-3	Speed	TopSpeed	laptime	pit
1	Pit Out		44.003	96.8	48.898			2:21.034		30	38.077		38.682	103.5	44.806	202.2	251.7	2:01.565	
2	38.798		38.886	104.8	43.745	200.0	223.1	2:01.429		31	39.829		38.390	113.4	48.545	204.5	253.5	2:06.764	
3	36.026		36.883	107.8	41.789	213.0	259.0	1:54.698		32	37.784		38.797	114.0	Pit In	203.4	250.6	2:20.247	
4	35.591		35.654	114.6	41.541	215.6	262.1	1:52.786		33	Pit Out		38.344	115.5	44.259			11:32.439	
5	34.895		35.390	110.7	41.671	216.9	262.1	1:51.956		34	35.230		35.155	115.1	41.537	208.1	257.8	1:51.922	
6	34.880		35.191	107.6	40.987	218.2	266.0	1:51.058		35	34.443		34.575	118.8	40.778	215.6	262.8	1:49.796	
7	36.238		36.680	112.4	Pit In	218.2	264.7	2:06.755		36	34.775		34.697	116.5	40.582	218.2	264.7	1:50.054	
8	Pit Out		36.169	113.2	42.692			3:43.848		37	34.012		34.571	112.7	40.258	218.2	265.4	1:48.841	
9	35.177		35.409	111.2	41.210	215.6	262.1	1:51.796		38	34.017		34.477	114.5	40.452	218.2	266.0	1:48.946	
10	34.485		35.069	108.5	40.813	216.9	263.4	1:50.367		39	34.122		35.116	113.9	40.268	219.5	<u>268.7</u>	1:49.506	
11	34.697		34.849	106.1	40.544	219.5	264.7	1:50.090		40	34.064		34.844	105.7	Pit In	<u>220.9</u>	267.3	2:06.133	
12	34.408	<u>185.9</u>	35.493	111.9	42.318	218.2	264.7	1:52.219		41	Pit Out		44.800	93.9	45.490			44:22.813	
13	34.359		35.037	113.0	40.760	218.2	262.8	1:50.156		42	39.158		37.783	110.9	43.463	205.7	254.7	2:00.404	
14	38.712		38.344	108.9	Pit In	219.5	230.8	2:11.049		43	38.016		38.056	106.9	43.435	206.9	257.1	1:59.507	
15	Pit Out		40.011	118.8	45.585			13:48.054		44	37.439		38.249	101.5	43.714	205.7	252.3	1:59.402	
16	37.872		40.291	111.1	44.798	205.7	254.1	2:02.961		45	37.532		37.181	111.2	43.188	206.9	253.5	1:57.901	
17	38.315		39.255	108.3	45.104	203.4	251.2	2:02.674		46	36.640		37.078	120.5	44.035	210.5	255.9	1:57.753	
18	39.010		39.563	109.4	45.631	201.1	250.6	2:04.204		47	46.148		56.401	79.6	Pit In	203.4	253.5	2:47.043	
19	38.003		39.654	113.1	Pit In	200.0	250.0	3:28.603		48	Pit Out		36.613	115.9	42.158			5:34.387	
20	Pit Out		41.185	101.9	48.605			8:08.675		49	35.549		35.367	116.1	40.984	213.0	260.2	1:51.900	
21	38.859		39.794	98.2	45.318	198.9	251.2	2:03.971		50	34.490		34.779	120.5	40.257	214.3	261.5	1:49.526	
22	38.840		39.948	104.8	46.062	201.1	251.7	2:04.850		51	34.183		34.440	123.9	40.190	218.2	263.4	1:48.813	
23	39:28.549		40.242	99.4	45.500	202.2	252.3	40:54.291		52	33.863		34.217	122.2	39.834	219.5	264.1	1:47.914	
24	39.012		39.604	95.9	45.274	203.4	251.2	2:03.890		53	33.802		34.598	115.5	Pit In	<u>220.9</u>	266.0	2:02.451	
25	38.552		40.408	104.1	45.878	195.7	248.8	2:04.838		54	Pit Out		38.088	106.5	42.699			6:14.154	
26	40.874		39.963	109.5	45.011	197.8	250.0	2:05.848		55	35.213		35.466	114.6	40.761	213.0	258.4	1:51.440	
27	38.337		39.919	106.8	47.788	205.7	251.2	2:06.044		56	34.217		34.220	<u>125.0</u>	42.080	218.2	262.8	1:50.517	
28	40.553		39.368	101.8	46.434	198.9	247.7	2:06.355		57	34.137		34.337	118.4	<u>39.616</u>	218.2	263.4	1:48.090	
29	39.186	165.6	39.306	100.2	45.247	202.2	252.9	2:03.739		58	<u>33.794</u>		<u>33.860</u>	120.5	39.698	<u>220.9</u>	266.7	<u>1:47.352</u>	

270 PREMOLI Marco										992 GT3 Cup									
lap	Sect-1	Speed	Sect-2	Speed	Sect-3	Speed	TopSpeed	laptime	pit	lap	Sect-1	Speed	Sect-2	Speed	Sect-3	Speed	TopSpeed	laptime	pit
1	Pit Out		39.391	91.5	43.852			2:03.882		24	36.278		36.767	103.3	44.958	210.5	259.0	1:58.003	
2	36.217		36.177	118.3	41.097	204.5	250.6	1:53.491		25	37.325		39.427	92.5	47.504	191.5	250.0	2:04.256	
3	34.095		34.403	124.4	39.848	219.5	263.4	1:48.346		26	38.958		38.258	101.2	Pit In	204.5	255.3	2:13.739	



## Porsche CUP SWISS - Test

Test Day

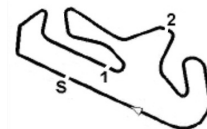
8 April 2026

Laps and Sector Times - PORSCHE CUP SWISS TEST - AI

Autodromo Internacional Algarve - 4652mtr.

4	<u>33.917</u>		34.005	120.5	<u>39.773</u>	<u>220.9</u>	265.4	<u>1:47.695</u>	27	Pit Out	36.880	115.5	43.060			6:46.200
5	34.311		<u>33.939</u>	<u>125.1</u>	Pit In	<u>220.9</u>	264.7	1:56.615	28	34.719	34.768	<u>125.1</u>	39.977	218.2	262.8	1:49.464
6	Pit Out	163.4	38.134	103.6	44.653			6:23.971	29	34.002	34.482	121.2	Pit In	219.5	265.4	1:55.303
7	36.661		36.949	109.4	42.847	203.4	254.7	1:56.457	30	Pit Out	37.003	107.4	42.666			5:30.212
8	35.883		36.476	110.3	42.965	211.8	259.6	1:55.324	31	35.502	35.982	113.0	42.202	214.3	262.8	1:53.686
9	35.743		36.675	108.7	42.565	211.8	259.0	1:54.983	32	35.545	36.235	111.1	44.318	213.0	261.5	1:56.098
10	36.048		38.180	105.0	43.176	210.5	259.6	1:57.404	33	35.674	38.242	109.5	42.916	210.5	259.6	1:56.832
11	36.067	168.0	36.659	104.4	43.039	211.8	260.2	1:55.765	34	35.635	36.356	109.6	42.783	211.8	260.9	1:54.774
12	37.792	<u>174.2</u>	37.464	98.8	43.871	208.1	201.9	1:59.127	35	35.381	36.147	107.8	44.139	213.0	261.5	1:55.667
13	36.218		36.854	106.9	42.735	209.3	258.4	1:55.807	36	35.079	35.741	112.5	41.949	214.3	262.8	1:52.769
14	10:51.116		37.755	106.0	43.976	210.5	259.6	12:12.847	37	35.341	35.757	118.2	41.833	215.6	263.4	1:52.931
15	37.428	172.5	36.553	110.0	42.973	208.1	257.8	1:56.954	38	35.350	35.756	112.7	41.742	213.0	260.9	1:52.848
16	35.740	172.0	35.888	112.0	42.399	211.8	260.2	1:54.027	39	35.082	35.834	108.0	41.648	213.0	262.1	1:52.564
17	35.286		36.007	112.5	41.955	213.0	261.5	1:53.248	40	35.182	36.756	107.9	42.081	214.3	262.1	1:54.019
18	35.181		35.938	106.2	42.193	214.3	262.1	1:53.312	41	37.336	38.722	106.0	Pit In	213.0	260.9	2:13.448
19	35.566		35.796	105.8	42.122	215.6	265.4	1:53.484	42	Pit Out	42.141	102.0	52.081			35:10.582
20	35.580		35.932	108.0	41.616	215.6	264.1	1:53.128	43	40.078	40.979	108.4	44.430	198.9	233.3	2:05.487
21	35.574		36.146	101.1	Pit In	216.9	<u>266.0</u>	2:08.762	44	35.751	37.286	98.9	47.939	209.3	258.4	2:00.976
22	Pit Out		43.020	97.3	50.242			49:57.048	45	37.138	38.950	107.4	45.129	198.9	252.9	2:01.217
23	38.172		39.329	101.7	43.590	201.1	251.7	2:01.091	46	38.094	37.519	107.8	Pit In	204.5	254.7	2:13.524

271 SCHWARZER Alexander										992 GT3 R									
lap	Sect-1	Speed	Sect-2	Speed	Sect-3	Speed	TopSpeed	laptime	pit	lap	Sect-1	Speed	Sect-2	Speed	Sect-3	Speed	Topspeed	laptime	pit
1	Pit Out		32.805	132.0	38.001			1:43.583		31	32.941		33.658	118.3	38.902	219.5	261.5	1:45.501	
2	32.345		32.477	<u>138.1</u>	37.934	222.2	262.8	1:42.756		32	33.234		33.579	120.7	38.910	222.2	262.8	1:45.723	
3	32.195		32.304	129.0	38.027	222.2	263.4	1:42.526		33	32.787		33.719	123.7	39.112	220.9	263.4	1:45.618	
4	32.063		32.575	135.0	Pit In	222.2	<u>266.0</u>	1:48.736		34	33.045		33.422	123.9	39.063	222.2	264.7	1:45.530	
5	Pit Out		34.498	120.8	39.752			4:25.980		35	33.163		33.904	118.7	38.983	220.9	262.1	1:46.050	
6	33.428		33.767	119.3	40.139	218.2	260.9	1:47.334		36	32.896		33.436	127.5	38.897	220.9	262.8	1:45.229	
7	33.078		33.604	122.6	39.046	219.5	261.5	1:45.728		37	32.676		33.492	101.1	39.761	220.9	263.4	1:45.929	
8	32.808		33.200	120.5	39.100	219.5	262.1	1:45.108		38	33.061		33.901	122.6	39.279	220.9	263.4	1:46.241	
9	32.693		33.514	123.7	39.074	219.5	262.1	1:45.281		39	33.049		33.665	123.1	Pit In	222.2	263.4	1:53.107	
10	33.258		33.785	121.2	38.775	219.5	265.4	1:45.818		40	Pit Out		33.162	127.1	38.531		40:28.379		
11	33.019		33.579	126.3	Pit In	220.9	262.1	1:52.156		41	32.517		32.706	134.3	38.420	220.9	262.8	1:43.643	
12	Pit Out		33.405	134.5	38.583			1:10:15.001		42	32.381		32.614	136.0	38.500	218.2	261.5	1:43.495	
13	32.306		32.614	132.5	37.896	218.2	260.2	1:42.816		43	32.478		32.804	128.9	39.241	222.2	262.8	1:44.523	
14	32.193		32.438	134.8	37.918	<u>225.0</u>	264.1	1:42.549		44	32.312		32.741	135.0	37.945	215.6	259.0	1:42.998	
15	32.154		32.543	133.2	37.838	223.6	264.1	1:42.535		45	32.226		32.569	129.7	37.933	222.2	262.1	1:42.728	
16	32.120		32.723	130.0	Pit In	223.6	264.7	1:49.257		46	32.264		32.653	128.7	37.820	223.6	262.1	1:42.737	
17	Pit Out		33.983	120.0	39.108			4:37.088		47	32.173		32.800	128.3	37.920	222.2	262.1	1:42.893	
18	32.959		33.522	114.0	38.763	219.5	262.1	1:45.244		48	32.086		32.667	135.7	37.969	223.6	264.7	1:42.722	
19	33.071		33.400	112.1	39.241	220.9	262.1	1:45.712		49	32.198		32.907	125.7	Pit In	222.2	264.1	1:48.769	
20	33.241		33.489	126.5	39.645	222.2	262.8	1:46.375		50	Pit Out		33.715	123.3	38.939		12:41.692		
21	33.381		34.320	123.1	38.819	220.9	261.5	1:46.520		51	32.414		33.349	128.4	38.865	220.9	262.8	1:44.628	
22	33.289		33.542	121.1	38.636	218.2	261.5	1:45.467		52	32.804		33.663	124.1	39.196	219.5	263.4	1:45.663	
23	33.469		33.338	119.6	Pit In	219.5	260.9	1:52.780		53	32.541		33.725	109.9	40.475	219.5	262.8	1:46.741	
24	Pit Out		33.812	121.6	38.837			3:45.134		54	32.529		32.968	129.7	38.578	220.9	261.5	1:44.075	
25	33.057		33.607	123.0	39.798	220.9	261.5	1:46.462		55	32.297		32.758	120.7	38.230	219.5	263.4	1:43.285	
26	33.080		33.569	118.0	39.269	218.2	260.9	1:45.918		56	32.541		33.039	127.5	Pit In	222.2	263.4	1:49.654	
27	33.022		34.134	117.5	39.568	218.2	261.5	1:46.724		57	Pit Out		32.836	136.4	38.118		3:08.584		



## Porsche CUP SWISS - Test

Test Day

8 April 2026

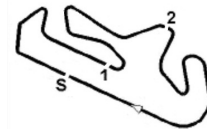
Laps and Sector Times - PORSCHE CUP SWISS TEST - A1

Autodromo Internacional Algarve - 4652mtr.

28	33.291	33.854	114.3	39.495	216.9	259.0	1:46.640	58	32.115	<u>32.113</u>	137.2	37.690	220.9	263.4	1:41.918
29	32.819	33.725	113.2	38.727	219.5	260.2	1:45.271	59	<u>32.002</u>	32.323	133.7	<u>37.441</u>	220.9	262.1	<u>1:41.766</u>
30	32.893	33.579	120.0	38.962	220.9	260.9	1:45.434	60							

272 MONEGRO Joel										992 GT3 R										
lap	Sect-1	Speed	Sect-2	Speed	Sect-3	Speed	TopSpeed	laptime	pit	lap	Sect-1	Speed	Sect-2	Speed	Sect-3	Speed	Topspeed	laptime	pit	
1	Pit Out		33.227	123.7	38.374			1:43.972		27	32.784		32.806	132.0	38.560	222.2	264.7	1:44.150		
2	32.684		33.107	129.7	38.353	220.9	263.4	1:44.144		28	32.551		32.743	134.3	38.501	222.2	264.7	1:43.795		
3	32.404		33.601	123.7	38.479	220.9	264.7	1:44.484		29	34.517		33.074	<u>137.6</u>	38.747	222.2	266.7	1:46.338		
4	32.545		33.083	131.1	38.385	222.2	265.4	1:44.013		30	32.925		33.031	129.5	38.823	222.2	266.0	1:44.779		
5	32.799		33.096	133.0	38.490	222.2	264.7	1:44.385		31	32.592		32.900	135.5	38.349	222.2	264.7	1:43.841		
6	32.438		34.322	133.8	39.105	220.9	265.4	1:45.865		32	32.626		33.002	131.9	39.254	222.2	265.4	1:44.882		
7	32.401		32.892	128.9	38.352	223.6	266.0	1:43.645		33	32.759		33.125	127.1	Pit In	219.5	262.8	1:51.996		
8	32.812		33.664	123.6	Pit In	223.6	265.4	1:53.124		34	Pit Out		33.563	122.0	38.313			1:00:00.009		
9	Pit Out		33.587	123.3	38.937			5:10.761		35	32.536		32.827	131.9	38.204	218.2	264.7	1:43.567		
10	32.747		33.039	131.9	38.581	222.2	264.1	1:44.367		36	32.504		32.952	124.1	38.179	223.6	264.7	1:43.635		
11	33.045		33.535	133.3	39.155	222.2	264.7	1:45.735		37	32.409		32.789	127.2	<u>38.014</u>	222.2	262.8	<u>1:43.212</u>		
12	34.027		33.109	136.9	38.869	222.2	263.4	1:46.005		38	<u>32.232</u>		32.894	126.5	38.432	223.6	265.4	1:43.558		
13	32.784		32.808	135.8	38.694	220.9	263.4	1:44.286		39	33.016		<u>32.646</u>	131.7	38.327	222.2	265.4	1:43.989		
14	32.963		32.929	137.2	39.190	220.9	263.4	1:45.082		40	32.262		32.746	135.7	Pit In	222.2	265.4	1:53.068		
15	32.730		33.541	123.1	Pit In		264.7	1:53.943		41	Pit Out		34.668	119.3	Pit In			3:21.472		
16	Pit Out		33.387	129.8	38.879			1:00:04.513		42	Pit Out		33.006	132.0	38.349			2:49.587		
17	32.926		34.242	128.0	38.711	222.2	265.4	1:45.879		43	33.199		33.022	127.1	38.540	223.6	266.0	1:44.761		
18	32.577		32.823	128.4	39.787	220.9	266.0	1:45.187		44	33.068		32.832	132.7	38.355	222.2	265.4	1:44.255		
19	32.858		34.414	117.5	38.776	215.6	260.9	1:46.048		45	32.293		32.722	136.9	38.493	222.2	264.1	1:43.508		
20	32.809		33.055	128.9	38.631	219.5	262.8	1:44.495		46	32.666		32.786	129.7	38.395	<u>225.0</u>	<u>267.3</u>	1:43.847		
21	32.577		32.894	130.8	38.398	220.9	263.4	1:43.869		47	32.659		32.795	126.3	38.055	220.9	266.0	1:43.509		
22	32.869		33.637	120.1	38.542	223.6	264.7	1:45.048		48	32.265		32.670	129.2	39.366	223.6	266.0	1:44.301		
23	33.132		32.864	128.4	38.754	220.9	263.4	1:44.750		49	32.602		32.838	132.4	38.252	220.9	265.4	1:43.692		
24	33.142		32.694	134.8	38.528	222.2	266.0	1:44.364		50	32.494		32.711	128.1	38.668	222.2	266.0	1:43.873		
25	32.781		34.858	120.0	Pit In	222.2	266.0	1:53.215		51	32.438		32.712	123.9	38.210	222.2	265.4	1:43.360		
26	Pit Out		33.301	131.9	38.797			4:53.806		52										

277 KRACHT Stefan										992 GT3 Cup									
lap	Sect-1	Speed	Sect-2	Speed	Sect-3	Speed	TopSpeed	laptime	pit	lap	Sect-1	Speed	Sect-2	Speed	Sect-3	Speed	Topspeed	laptime	pit
1	Pit Out		44.926	99.9	51.718			2:21.179		21	34.762		35.677	112.1	Pit In	218.2	263.4	1:57.654	
2	36.857		37.759	111.5	42.925	192.5	244.9	1:57.541		22	Pit Out		47.348	101.5	54.144			1:06:12.047	
3	10:17.406		36.677	114.6	42.482	189.5	244.9	1:36.565		23	36.255		35.530	118.3	40.964	178.2	237.4	1:52.749	
4	35.843		36.335	117.3	42.253	210.5	259.0	1:54.431		24	35.013		35.379	108.8	41.126	216.9	262.1	1:51.518	
5	35.826	<u>178.2</u>	37.022	114.4	41.951	214.3	260.9	1:54.799		25	34.400		35.189	112.7	40.934	218.2	262.8	1:50.523	
6	35.297		36.999	111.6	42.382	215.6	260.9	1:54.678		26	34.432		35.212	119.9	41.039	214.3	262.8	1:50.683	
7	36.099		36.791	101.5	46.762	210.5	257.1	1:59.652		27	33.842		36.285	117.3	Pit In	218.2	264.1	1:57.430	
8	35.655		36.528	113.1	42.379	210.5	258.4	1:54.562		28	Pit Out		34.734	120.5	40.033			9:09.903	
9	35.750		36.491	112.5	42.364	214.3	262.1	1:54.605		29	33.581		34.118	120.5	39.500	215.6	261.5	1:47.199	
10	35.273		36.503	112.1	41.557	214.3	262.1	1:53.333		30	33.345		34.857	118.2	39.612	218.2	261.5	1:47.814	
11	35.659		37.325	107.2	41.866	216.9	263.4	1:54.850		31	<u>33.205</u>		33.974	121.6	<u>39.457</u>	216.9	262.8	<u>1:46.636</u>	
12	35.446		36.314	103.1	41.251	215.6	263.4	1:53.011		32	33.351		<u>33.644</u>	123.9	Pit In	216.9	261.5	1:52.176	
13	35.345		36.002	114.9	Pit In	211.8	263.4	1:58.984		33	Pit Out		36.052	107.1	41.261			7:30.504	
14	Pit Out		46.278	93.7	52.127			10:52.923		34	34.922		34.884	118.3	54.687	218.2	264.1	2:04.493	
15	37.210		37.384	108.2	43.591	176.5	238.9	1:58.185		35	35.284		35.107	121.8	41.250	195.7	250.6	1:51.641	



## Porsch CUP SWISS - Test

Test Day

8 April 2026

Laps and Sector Times - PORSCHE CUP SWISS TEST - AI

Autodromo Internacional Algarve - 4652mtr.

16	37.623	37.967	106.4	47.850	201.1	251.2	2:03.440	36	34.299	35.131	116.0	40.661	216.9	265.4	1:50.091
17	36.437	37.716	109.9	43.416	206.9	257.1	1:57.569	37	34.157	34.794	115.3	40.889	218.2	264.7	1:49.840
18	35.944	38.069	103.8	42.876	214.3	260.9	1:56.889	38	34.482	34.453	<u>128.6</u>	40.336	<u>220.9</u>	<u>268.0</u>	1:49.271
19	35.415	36.035	106.1	42.244	210.5	259.6	1:53.694	39	34.410	34.998	127.4	Pit In	219.5	266.0	1:55.979
20	35.214	35.711	111.2	41.510	211.8	259.6	1:52.435	40							

286 MONTEIRO JUNIOR Nelson										992 GT3 Cup									
lap	Sect-1	Speed	Sect-2	Speed	Sect-3	Speed	TopSpeed	laptime	pit	lap	Sect-1	Speed	Sect-2	Speed	Sect-3	Speed	Topspeed	laptime	pit
1	Pit Out		39.412	110.8	43.287			2:03.973		18	38.978		39.565	109.5	Pit In	219.5	<u>268.7</u>	2:12.468	
2	37.498		35.277	119.9	43.534	208.1	203.8	1:56.309		19	Pit Out		41.717	113.0	45.347			1:01:30.135	
3	34.656		34.881	119.9	40.542	213.0	260.9	1:50.079		20	36.437		36.587	111.6	41.221	204.5	239.5	1:54.245	
4	37.191		37.640	112.7	Pit In	215.6	246.0	2:05.831		21	35.007		34.247	121.9	41.047	215.6	262.8	1:50.301	
5	Pit Out		35.004	118.9	41.138			8:22.026		22	33.257		33.643	122.0	<u>39.335</u>	218.2	265.4	1:46.235	
6	34.922		34.414	<u>126.9</u>	40.592	211.8	258.4	1:49.928		23	33.358		33.739	120.0	39.611	219.5	266.0	1:46.708	
7	33.831		34.320	124.3	40.991	214.3	262.1	1:49.142		24	<u>33.128</u>		<u>33.480</u>	124.1	39.443	<u>220.9</u>	266.7	<u>1:46.051</u>	
8	34.108		34.233	126.0	43.529	214.3	262.8	1:51.870		25	33.251		33.640	117.6	Pit In	219.5	266.7	1:55.914	
9	34.050		34.155	124.7	40.160	201.1	254.1	1:48.365		26	Pit Out		35.727	106.3	41.582			7:16.471	
10	33.603		34.278	118.9	39.897	218.2	264.7	1:47.778		27	34.476	<u>177.6</u>	35.660	122.6	40.748	209.3	260.9	1:50.884	
11	33.460		33.842	121.2	39.666	218.2	265.4	1:46.968		28	33.743		34.118	123.6	39.935	216.9	265.4	1:47.796	
12	34.928		34.176	123.6	Pit In	219.5	252.9	1:58.028		29	33.470		33.893	113.3	40.027	219.5	266.0	1:47.390	
13	Pit Out		36.392	110.4	42.292			21:15.907		30	33.716		33.957	116.5	40.082	214.3	266.7	1:47.755	
14	34.371		34.371	125.3	40.215	214.3	261.5	1:48.957		31	36.643		39.212	105.5	40.275	218.2	267.3	1:56.130	
15	34.008		35.279	115.5	40.413	219.5	264.7	1:49.700		32	33.972		34.006	123.1	40.348	218.2	264.7	1:48.326	
16	33.781		33.888	116.8	39.789	214.3	266.0	1:47.458		33	33.694		33.869	125.4	40.230	218.2	264.7	1:47.793	
17	33.646		33.863	111.5	39.897	219.5	267.3	1:47.406		34	33.877		38.793	103.8	Pit In	216.9	265.4	2:05.085	