

MOTO2 - MOTO3 TEST - PORTIMAO 2026

Test Day

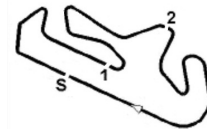
9 - 12 February 2026

Laps and Sector Times - MOTO3 TEST - 10-02-2026

Autodromo Internacional Algarve - 4592mtr.

5 Leo Rammerstorfer										Honda									
lap	Sect-1	Speed	Sect-2	Speed	Sect-3	Speed	TopSpeed	laptime	pit	lap	Sect-1	Speed	Sect-2	Speed	Sect-3	Speed	Topspeed	laptime	pit
1	Pit Out	67.2	42.600	86.9	54.312			2:24.897		24	41.894	90.4	36.576	103.0	48.903		223.1	2:07.373	
2	45.930	73.7	40.522	93.1	52.109		223.1	2:18.561		25	42.013	88.5	37.039	102.1	49.351		224.5	2:08.403	
3	44.597	75.3	39.407	95.6	51.367		223.6	2:15.371		26	42.362	80.5	36.627	105.8	50.707		223.6	2:09.696	
4	43.543	81.4	38.157	96.9	50.792		<u>225.5</u>	2:12.492		27	42.158	86.3	36.301	104.0	49.586		221.8	2:08.045	
5	43.565	77.6	38.069	99.3	50.398		224.1	2:12.032		28	44.152	84.6	36.680	102.9	49.548		224.5	2:10.380	
6	42.982	82.4	37.811	98.5	50.195		224.5	2:10.988		29	41.636	<u>91.4</u>	36.744	101.2	49.126		222.2	2:07.506	
7	42.812	81.4	37.680	97.7	50.066		225.0	2:10.558		30	41.818	83.8	36.636	102.6	49.242		221.8	2:07.696	
8	42.940	80.5	39.318	99.1	Pit In		225.0	2:27.257		31	43.243	79.9	37.862	102.6	Pit In		223.1	2:24.910	
9	Pit Out	72.6	41.185	94.1	52.123			21:39.432		32	Pit Out	71.6	38.553	98.5	50.083			25:39.491	
10	44.257	76.9	38.941	97.2	50.969		220.9	2:14.167		33	42.512	82.0	36.820	103.5	49.176		<u>225.5</u>	2:08.508	
11	43.497	80.1	37.827	99.4	50.257		222.2	2:11.581		34	42.059	87.9	37.285	100.5	49.548		224.5	2:08.892	
12	42.896	82.4	37.530	101.2	49.936		223.6	2:10.362		35	41.919	82.1	36.503	103.4	48.466		223.1	2:06.888	
13	42.656	81.6	37.478	100.7	49.904		222.7	2:10.038		36	42.072	83.4	36.116	104.7	48.628		223.6	2:06.816	
14	43.348	81.9	37.093	104.3	49.671		222.7	2:10.112		37	41.544	86.9	36.204	104.9	48.631		222.7	2:06.379	
15	42.172	83.9	36.700	102.6	48.752		223.6	2:07.624		38	41.674	84.7	35.899	102.8	48.715		<u>225.5</u>	2:06.288	
16	42.038	84.0	36.407	<u>106.2</u>	48.902		224.1	2:07.347		39	<u>41.524</u>	86.2	36.072	105.7	48.669		222.2	2:06.265	
17	41.902	84.2	36.380	102.1	48.685		222.7	2:06.967		40	42.034	84.6	35.927	101.0	<u>48.036</u>		224.5	<u>2:05.997</u>	
18	41.991	82.6	36.163	104.0	48.805		222.2	2:06.959		41	41.569	85.0	<u>35.780</u>	104.9	49.249		222.7	2:06.598	
19	42.298	84.0	36.953	102.4	Pit In		224.5	2:22.135		42	42.093	87.0	37.286	103.2	Pit In		223.1	2:22.011	
20	Pit Out	76.5	38.458	99.4	50.201			36:19.410		43	Pit Out	80.7	37.166	101.0	49.755			1:16:57.154	
21	42.618	81.0	37.071	100.1	49.696		223.1	2:09.385		44	28:37.677	73.7	38.913	97.1	Pit In		98.3	30:19.373	
22	42.208	84.8	37.206	100.9	49.619		223.6	2:09.033		45	Pit Out	78.4	39.158	95.1	Pit In			3:15.008	
23	42.125	83.6	36.492	102.8	49.004		222.7	2:07.621		46									

6 Ryusei Yamanaka										KTM									
lap	Sect-1	Speed	Sect-2	Speed	Sect-3	Speed	TopSpeed	laptime	pit	lap	Sect-1	Speed	Sect-2	Speed	Sect-3	Speed	Topspeed	laptime	pit
1	Pit Out	74.8	40.016	92.9	51.481			2:15.009		34	41.626	94.2	36.149	104.2	47.897		227.8	2:05.672	
2	43.665	79.3	37.967	94.7	49.945		231.3	2:11.577		35	41.542	91.8	35.990	104.7	48.122		228.3	2:05.654	
3	42.411	87.6	38.012	98.9	Pit In		230.8	2:19.545		36	41.388	91.0	35.784	104.0	47.652		227.4	2:04.824	
4	Pit Out	81.1	40.091	87.8	52.090			5:39.020		37	41.174	95.2	36.040	102.9	47.701		229.8	2:04.915	
5	42.110	86.6	36.969	101.6	48.544		229.8	2:07.623		38	44.946	86.6	37.218	98.1	Pit In		229.3	2:23.614	
6	41.735	87.2	36.290	101.5	48.119		231.3	2:06.144		39	Pit Out	79.6	43.479	102.9	48.164			1:55:02.607	
7	42.132	86.1	36.554	103.2	48.437		<u>233.3</u>	2:07.123		40	40.953	<u>96.4</u>	36.197	106.6	47.495		228.8	2:04.645	
8	41.512	88.9	36.349	102.1	48.112		230.8	2:05.973		41	40.711	92.1	35.852	106.8	47.442		227.8	2:04.005	
9	41.207	89.9	36.111	100.6	48.061		230.8	2:05.379		42	<u>40.677</u>	94.3	35.354	106.5	<u>47.311</u>		228.8	<u>2:03.342</u>	
10	41.338	91.1	35.798	103.1	47.704		230.3	2:04.840		43	40.769	92.0	<u>35.299</u>	<u>107.9</u>	47.472		228.8	2:03.540	
11	41.020	88.4	35.923	103.9	47.986		231.8	2:04.929		44	40.881	90.9	35.532	103.2	47.863		229.8	2:04.276	
12	41.885	84.2	37.524	99.4	Pit In		231.3	2:19.300		45	41.347	94.0	35.800	104.8	Pit In		226.4	2:14.345	
13	Pit Out	82.7	38.965	97.6	50.827			23:24.558		46	Pit Out	81.6	37.820	97.0	49.067			14:41.068	
14	44.069	82.3	38.262	99.7	51.238		226.9	2:13.569		47	41.665	90.2	36.289	102.6	48.270		226.4	2:06.224	
15	43.409	83.5	38.914	99.1	51.036		225.0	2:13.359		48	55:07.995	81.9	37.806	95.3	49.761		228.3	56:35.562	
16	42.908	84.9	37.900	101.8	50.069		226.9	2:10.877		49	42.521	86.3	36.721	100.3	48.907		225.5	2:08.149	
17	44.311	89.6	37.631	100.5	49.695		227.8	2:11.637		50	42.023	88.4	36.717	100.8	48.522		225.5	2:07.262	
18	42.359	89.0	37.054	100.6	49.251		226.4	2:08.664		51	41.967	85.6	36.896	97.6	Pit In		228.8	2:20.465	
19	42.253	89.6	36.954	101.7	48.663		227.8	2:07.870		52	Pit Out	77.1	38.645	96.9	50.249			46:02.043	
20	42.233	92.4	36.873	105.1	48.972		223.6	2:08.078		53	42.561	86.6	36.821	101.2	49.167		225.5	2:08.549	
21	42.365	87.4	36.932	104.9	Pit In		229.8	2:19.157		54	42.144	86.3	36.453	101.0	49.038		227.4	2:07.635	
22	Pit Out	83.5	37.606	102.1	49.734			19:50.216		55	41.796	88.2	36.390	101.4	48.650		226.4	2:06.836	



MOTO2 - MOTO3 TEST - PORTIMAO 2026

Test Day

9 - 12 February 2026

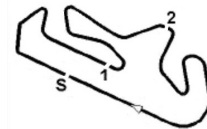
Laps and Sector Times - MOTO3 TEST - 10-02-2026

Autodromo Internacional Algarve - 4592mtr.

23	42.385	85.9	37.299	100.7	49.178	225.9	2:08.862	56	41.739	88.5	36.094	99.4	48.150	226.9	2:05.983
24	42.173	88.0	37.008	102.5	49.075	226.9	2:08.256	57	41.679	87.2	35.818	101.4	48.164	227.8	2:05.661
25	42.272	90.1	37.026	101.3	48.844	227.8	2:08.142	58	41.930	85.7	36.784	96.3	Pit In	228.3	2:19.250
26	42.349	85.2	39.112	99.0	Pit In	226.9	2:22.820	59	Pit Out	84.7	37.333	99.7	49.153		17:26.879
27	Pit Out	91.1	38.994	99.6	50.209		30:13.688	60	41.708	87.8	35.857	100.7	48.537	226.4	2:06.102
28	42.617	85.7	36.873	102.5	49.029	226.9	2:08.519	61	41.472	88.6	35.793	103.0	48.255	227.8	2:05.520
29	42.366	85.9	36.466	104.5	48.502	227.4	2:07.334	62	41.406	93.1	35.990	102.2	48.279	229.3	2:05.675
30	41.823	88.4	36.176	104.0	48.532	227.8	2:06.531	63	41.337	89.4	35.918	101.7	48.153	228.8	2:05.408
31	41.655	88.8	36.100	104.2	48.507	227.4	2:06.262	64	41.131	93.3	35.807	100.4	47.938	227.8	2:04.876
32	41.598	87.2	36.106	104.2	48.222	225.9	2:05.926	65	41.116	95.4	35.836	102.5	47.811	227.8	2:04.763
33	41.716	89.0	36.087	105.5	47.949	226.9	2:05.752	66	41.052	93.6	35.483	101.8	47.977	228.8	2:04.512

9 Veda Pratama									Honda										
lap	Sect-1	Speed	Sect-2	Speed	Sect-3	Speed	TopSpeed	laptime	pit	lap	Sect-1	Speed	Sect-2	Speed	Sect-3	Speed	Topspeed	laptime	pit
1	Pit Out	73.1	39.466	87.2	51.713			2:23.044		13	41.404	84.6	35.465	99.7	47.657		229.3	2:04.526	
2	47.189	77.3	38.297	95.7	50.284		222.2	2:15.770		14	41.118	89.1	35.219	102.4	<u>46.736</u>		229.8	2:03.073	
3	43.724	80.7	37.257	95.9	49.083		225.0	2:10.064		15	40.767	87.0	<u>35.011</u>	103.0	46.767		230.8	<u>2:02.545</u>	
4	42.203	83.7	36.787	98.7	47.785		228.8	2:06.775		16	40.977	87.7	35.825	96.1	47.235		229.8	2:04.037	
5	42.307	82.5	36.305	97.7	47.576		229.8	2:06.188		17	41.063	87.7	35.296	102.3	46.820		230.8	2:03.179	
6	41.593	84.3	35.983	97.4	47.587		229.8	2:05.163		18	00:31.297	79.1	38.547	95.6	49.654		228.8	1:01:59.498	
7	41.804	85.3	35.832	97.2	47.334		229.3	2:04.970		19	41.984	82.3	36.609	98.6	48.054		229.3	2:06.647	
8	41.516	87.1	35.700	99.1	47.516		229.8	2:04.732		20	41.278	84.0	35.812	100.4	47.625		<u>231.8</u>	2:04.715	
9	44.080	85.0	38.341	90.8	Pit In		228.3	2:25.709		21	41.088	85.3	35.450	95.3	47.321		231.3	2:03.859	
10	Pit Out	81.9	36.784	99.7	48.976			25:13.198		22	41.012	87.3	35.258	102.0	47.271		230.8	2:03.541	
11	42.190	82.6	36.110	101.4	47.785		227.8	2:06.085		23	<u>40.709</u>	90.4	35.623	<u>103.3</u>	47.179		<u>231.8</u>	2:03.511	
12	41.310	89.0	35.977	102.3	47.412		230.3	2:04.699		24	40.736	<u>97.5</u>	47.342	92.9	Pit In		231.3	2:31.793	

10 Nicola Carraro									Honda										
lap	Sect-1	Speed	Sect-2	Speed	Sect-3	Speed	TopSpeed	laptime	pit	lap	Sect-1	Speed	Sect-2	Speed	Sect-3	Speed	Topspeed	laptime	pit
1	Pit Out	73.0	40.231	91.0	52.229			2:18.920		27	41.138	89.6	35.534	103.9	48.173		223.6	2:04.845	
2	44.094	78.1	37.987	95.3	50.628		225.0	2:12.709		28	41.453	91.2	36.426	101.4	48.621		221.8	2:06.500	
3	43.385	80.7	37.722	95.2	50.050		225.5	2:11.157		29	41.181	92.0	35.753	103.7	47.781		223.1	2:04.715	
4	43.077	82.1	37.549	94.7	49.621		224.1	2:10.247		30	36:35.650	79.4	40.935	86.9	51.204		223.6	38:07.789	
5	42.754	81.9	37.245	96.5	49.668		225.0	2:09.667		31	42.508	86.8	37.070	97.6	48.851		218.2	2:08.429	
6	45.040	82.9	37.783	96.1	49.607		225.0	2:12.430		32	41.895	86.8	36.310	102.2	48.686		221.8	2:06.891	
7	42.120	85.0	36.730	97.6	49.146		225.5	2:07.996		33	41.363	88.5	35.957	104.5	48.750		221.3	2:06.070	
8	42.044	85.2	36.602	98.9	48.820		225.5	2:07.466		34	41.304	<u>94.2</u>	36.318	101.6	48.495		220.9	2:06.117	
9	41.744	87.7	36.373	101.2	48.586		225.9	2:06.703		35	41.194	91.0	35.571	103.3	48.276		222.2	2:05.041	
10	41.663	87.0	36.199	100.7	48.514		<u>226.4</u>	2:06.376		36	41.127	91.6	35.490	105.0	47.885		221.8	2:04.502	
11	44.387	82.5	39.502	96.0	Pit In		225.5	2:25.696		37	40.868	89.7	35.420	<u>105.1</u>	47.732		222.2	2:04.020	
12	Pit Out	80.0	37.734	94.2	51.797			46:39.174		38	25:15.791	83.7	39.516	93.4	51.493		221.8	26:46.800	
13	42.336	85.2	37.260	99.0	49.357		225.5	2:08.953		39	42.596	87.7	37.547	98.3	49.717		223.1	2:09.860	
14	42.013	84.4	36.563	100.7	48.962		225.0	2:07.538		40	42.200	87.7	36.714	98.9	48.906		224.5	2:07.820	
15	41.691	87.6	36.145	102.6	48.309		225.0	2:06.145		41	41.387	90.8	36.194	102.4	48.852		224.5	2:06.433	
16	41.418	87.9	36.087	102.7	48.255		<u>226.4</u>	2:05.760		42	41.763	93.2	36.604	102.0	48.644		223.1	2:07.011	
17	42.297	81.0	36.684	103.7	48.936		<u>226.4</u>	2:07.917		43	41.450	89.0	36.242	80.9	1:02.756		224.5	2:20.448	
18	41.698	88.7	36.118	102.6	48.655		225.0	2:06.471		44	42.426	87.7	36.431	100.7	48.534		223.6	2:07.391	
19	41.445	88.4	36.092	101.9	48.336		225.5	2:05.873		45	26:24.271	79.4	39.168	92.2	51.186		222.7	27:54.625	
20	41.438	91.8	36.152	102.9	48.243		224.5	2:05.833		46	42.441	85.4	36.999	100.7	48.577		220.9	2:08.017	
21	53.733	85.2	39.301	96.1	Pit In		225.9	2:34.776		47	41.167	90.8	36.054	101.4	48.022		224.5	2:05.243	



MOTO2 - MOTO3 TEST - PORTIMAO 2026

Test Day

9 - 12 February 2026

Laps and Sector Times - MOTO3 TEST - 10-02-2026

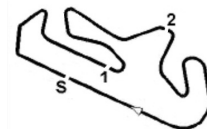
Autodromo Internacional Algarve - 4592mtr.

22	Pit Out	80.2	38.820	90.0	50.524		1:32:58.130	48	40.760	93.3	35.607	102.9	48.221	225.5	2:04.588	
23	42.649	86.1	36.829	97.3	49.144		220.4	2:08.622	49	<u>40.616</u>	91.7	<u>35.405</u>	102.5	47.748	225.9	<u>2:03.769</u>
24	41.616	89.2	36.396	99.3	48.677		223.1	2:06.689	50	40.904	91.7	35.740	103.1	<u>47.476</u>	225.5	2:04.120
25	41.289	88.8	35.768	103.3	48.555		223.6	2:05.612	51	42.919	73.6	43.199	91.7	Pit In	225.0	2:31.156
26	41.561	91.8	36.308	101.5	48.251		222.7	2:06.120	52							

11 Adrian Cruces										KTM									
lap	Sect-1	Speed	Sect-2	Speed	Sect-3	Speed	TopSpeed	laptime	pit	lap	Sect-1	Speed	Sect-2	Speed	Sect-3	Speed	Topspeed	laptime	pit
1	Pit Out	79.6	37.452	97.3	49.564			2:11.836		5	41.184	<u>90.5</u>	<u>35.674</u>	<u>103.1</u>	48.241		<u>229.3</u>	<u>2:05.099</u>	
2	42.290	86.3	36.338	100.8	48.449		227.8	2:07.077		6	43.382	87.3	37.664	101.5	Pit In		227.8	2:22.239	
3	41.532	85.9	36.192	102.5	48.557		228.8	2:06.281		7	Pit Out	86.5	36.169	100.4	48.095			9:57.171	
4	41.241	89.3	35.999	101.6	<u>48.040</u>		226.9	2:05.280		8									

13 Hakim Danish										KTM									
lap	Sect-1	Speed	Sect-2	Speed	Sect-3	Speed	TopSpeed	laptime	pit	lap	Sect-1	Speed	Sect-2	Speed	Sect-3	Speed	Topspeed	laptime	pit
1	Pit Out	65.9	44.341	80.5	55.620			2:35.156		26	41.621	87.0	36.459	94.2	49.019		223.1	2:07.099	
2	45.418	72.2	39.700	93.8	51.380		222.2	2:16.498		27	46.473	81.2	41.642	97.8	Pit In		225.0	2:29.324	
3	43.153	84.0	38.736	93.4	50.272		224.5	2:12.161		28	Pit Out	76.5	37.913	92.2	49.804			21:22.846	
4	45.929	78.8	38.703	90.7	51.885		225.0	2:16.517		29	42.153	83.8	36.834	99.5	49.173		225.9	2:08.160	
5	43.076	83.9	36.858	92.7	49.040		224.5	2:08.974		30	42.028	84.4	36.387	95.0	48.369		226.9	2:06.784	
6	42.392	83.7	36.371	96.3	48.272		225.5	2:07.035		31	41.638	84.7	36.244	98.3	48.066		<u>228.8</u>	2:05.948	
7	56.890	73.5	39.824	90.1	49.952		227.4	2:26.666		32	41.374	85.2	35.887	99.2	47.695		227.8	2:04.956	
8	43.035	78.8	37.554	91.4	49.007		227.4	2:09.596		33	41.592	86.3	35.718	99.1	47.599		227.4	2:04.909	
9	42.718	83.7	40.424	97.5	Pit In		226.9	2:24.403		34	44.982	85.4	36.222	100.9	47.844		<u>228.8</u>	2:09.048	
10	Pit Out	74.6	39.307	89.9	52.384			23:22.727		35	41.082	88.8	35.686	99.7	47.737		<u>228.8</u>	2:04.505	
11	44.376	78.0	38.672	92.2	50.459		222.2	2:13.507		36	41.147	88.4	35.525	100.5	47.342		227.8	2:04.014	
12	43.208	81.2	37.347	92.9	50.061		224.5	2:10.616		37	42.979	85.9	38.074	97.1	Pit In		227.4	2:20.154	
13	43.382	79.7	37.744	93.0	50.962		224.1	2:12.088		38	Pit Out	89.6	36.882	102.1	47.949			1:35:31.008	
14	44.360	79.5	38.707	94.0	50.152		216.0	2:13.219		39	41.180	87.4	35.593	<u>102.2</u>	47.696		227.8	2:04.469	
15	43.459	83.1	37.766	93.0	50.269		222.7	2:11.494		40	41.114	87.8	35.652	99.0	47.422		226.4	2:04.188	
16	43.283	82.1	37.461	98.0	49.624		222.7	2:10.368		41	40.979	87.9	<u>35.323</u>	100.4	47.587		227.4	2:03.889	
17	43.196	83.5	37.887	94.0	49.500		226.4	2:10.583		42	<u>40.864</u>	<u>91.7</u>	35.548	99.1	<u>47.051</u>		226.9	<u>2:03.463</u>	
18	42.903	83.4	37.470	94.2	50.122		225.9	2:10.495		43	44.919	87.2	35.858	98.6	Pit In		227.4	2:19.726	
19	44.051	87.2	38.881	97.2	Pit In		228.3	2:24.762		44	Pit Out	79.5	39.376	94.4	51.535			13:38.477	
20	Pit Out	75.3	37.689	97.4	49.654			49:22.153		45	42.987	83.2	37.041	98.2	48.341		225.0	2:08.369	
21	42.901	81.8	37.370	96.3	49.405		224.1	2:09.676		46	41.844	87.0	36.265	99.1	48.053		225.5	2:06.162	
22	42.625	82.2	37.292	97.9	48.925		224.5	2:08.842		47	41.639	89.0	35.683	100.3	47.553		227.8	2:04.875	
23	42.667	82.9	36.599	97.7	48.721		224.5	2:07.987		48	41.272	87.4	35.584	101.3	47.335		225.5	2:04.191	
24	41.853	85.2	36.562	97.4	48.696		225.0	2:07.111		49	43.179	88.5	37.747	97.5	Pit In		227.8	2:22.153	
25	41.935	84.6	36.595	98.5	48.392		225.0	2:06.922		50									

14 Cormac Buchanan										KTM									
lap	Sect-1	Speed	Sect-2	Speed	Sect-3	Speed	TopSpeed	laptime	pit	lap	Sect-1	Speed	Sect-2	Speed	Sect-3	Speed	Topspeed	laptime	pit
1	Pit Out	73.9	42.154	83.1	55.281			2:30.506		10	41.516	86.2	35.537	100.4	47.064		227.8	2:04.117	
2	43.551	83.7	37.130	97.7	49.045		219.5	2:09.726		11	41.241	87.0	35.374	100.7	46.811		229.8	2:03.426	
3	42.581	85.4	36.413	97.3	48.180		225.9	2:07.174		12	<u>40.914</u>	87.5	<u>35.026</u>	<u>102.6</u>	<u>46.427</u>		230.8	<u>2:02.367</u>	
4	41.898	82.1	36.048	98.4	47.598		227.4	2:05.544		13	43.321	87.0	37.976	91.8	Pit In		<u>232.8</u>	2:24.422	
5	41.825	85.0	35.644	97.6	47.233		227.8	2:04.702		14	Pit Out	80.7	40.429	87.4	50.523			2:00:46.739	
6	41.539	85.2	35.546	101.4	46.804		226.4	2:03.889		15	42.754	<u>93.9</u>	41.924	98.8	Pit In		226.9	2:26.809	
7	08:49.268	77.8	38.334	92.3	55.064		228.3	1:10:22.666		16	Pit Out	80.8	37.710	92.9	49.455			11:40.540	
8	43.242	84.0	36.487	98.9	48.352		225.5	2:08.081		17	42.481	87.0	36.226	99.9	48.221		224.1	2:06.928	



MOTO2 - MOTO3 TEST - PORTIMAO 2026

Test Day

9 - 12 February 2026

Laps and Sector Times - MOTO3 TEST - 10-02-2026

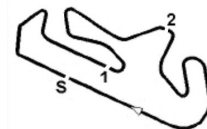
Autodromo Internacional Algarve - 4592mtr.

9	41.840	84.0	35.851	99.7	47.708	229.8	2:05.399	18	42.061	86.4	36.038	98.1	Pit In	228.8	2:21.985
---	--------	------	--------	------	--------	-------	----------	----	--------	------	--------	------	--------	-------	----------

19 Scott Ogden										KTM									
lap	Sect-1	Speed	Sect-2	Speed	Sect-3	Speed	TopSpeed	laptime	pit	lap	Sect-1	Speed	Sect-2	Speed	Sect-3	Speed	Topspeed	laptime	pit
1	Pit Out	71.3	40.297	92.2	52.219			2:21.387		11	41.407	92.1	36.389	103.0	48.637		229.8	2:06.433	
2	43.911	81.6	37.789	95.2	49.707		222.7	2:11.407		12	41.354	90.5	36.318	102.7	48.003		230.3	2:05.675	
3	42.718	85.9	37.341	100.7	48.996		226.9	2:09.055		13	40.853	90.6	35.913	102.0	47.811		230.8	2:04.577	
4	41.988	86.3	37.182	97.0	49.017		228.8	2:08.187		14	41.594	90.5	37.272	100.4	Pit In		230.8	2:24.218	
5	41.847	87.9	36.484	103.3	47.871		229.8	2:06.202		15	Pit Out	82.7	38.312	97.4	50.137		1:09:03.148		
6	41.401	88.9	36.445	102.0	50.523		229.3	2:08.369		16	42.004	88.7	36.828	100.6	49.070		229.3	2:07.902	
7	41.498	90.3	36.693	104.8	Pit In		231.3	2:23.429		17	41.263	90.9	36.356	103.3	48.223		229.3	2:05.842	
8	Pit Out	84.0	37.837	100.7	49.922			21:27.588		18	41.012	93.0	36.007	104.4	47.660		230.8	2:04.679	
9	42.463	86.9	37.336	95.2	49.857		227.8	2:09.656		19	40.779	92.5	35.727	106.8	47.431		230.8	2:03.937	
10	41.804	90.4	36.726	101.2	48.749		229.3	2:07.279		20									

21 Ruche Moodley										KTM									
lap	Sect-1	Speed	Sect-2	Speed	Sect-3	Speed	TopSpeed	laptime	pit	lap	Sect-1	Speed	Sect-2	Speed	Sect-3	Speed	Topspeed	laptime	pit
1	Pit Out	70.3	42.461	81.7	54.098			2:28.265		24	43.347	87.2	37.589	98.3	49.819		219.5	2:10.755	
2	46.219	84.6	41.503	82.1	52.139		208.1	2:19.861		25	42.362	90.2	37.029	97.7	49.323		221.3	2:08.714	
3	44.985	79.3	39.556	91.4	50.778		221.3	2:15.319		26	41.871	90.7	36.707	96.9	48.600		224.1	2:07.178	
4	44.255	82.8	38.988	95.2	50.735		217.7	2:13.978		27	41.778	92.1	36.437	101.1	48.050		224.1	2:06.265	
5	43.262	86.7	38.004	100.0	50.325		223.6	2:11.591		28	41.473	91.6	36.400	100.7	48.284		225.5	2:06.157	
6	43.336	86.8	38.043	100.6	50.690		222.2	2:12.069		29	41.531	92.5	35.995	107.4	47.860		225.5	2:05.386	
7	43.811	81.9	39.734	95.7	Pit In		220.0	2:26.460		30	41.439	96.0	36.062	107.4	47.669		225.5	2:05.170	
8	Pit Out	82.7	38.990	99.7	50.456			27:48.022		31	41.049	95.0	36.087	108.5	47.654		227.4	2:04.790	
9	43.439	87.5	37.440	100.3	49.632		220.4	2:10.511		32	41.171	95.3	36.884	107.0	47.935		226.4	2:05.990	
10	43.774	86.4	37.709	99.6	49.542		220.9	2:11.025		33	41.107	99.6	36.950	101.6	Pit In		226.4	2:19.076	
11	42.812	90.2	36.961	100.1	49.902		224.5	2:09.675		34	Pit Out	85.1	37.355	103.1	49.065		1:38:08.715		
12	42.777	91.0	36.956	98.2	49.605		223.6	2:09.338		35	42.367	94.0	39.963	99.4	48.803		224.1	2:11.133	
13	43.602	83.6	37.366	93.3	49.662		221.8	2:10.630		36	41.836	92.9	36.615	104.1	48.400		223.1	2:06.851	
14	42.253	90.8	37.178	102.6	49.133		222.2	2:08.564		37	41.390	93.0	36.258	105.3	47.713		224.1	2:05.361	
15	42.274	89.7	36.505	94.3	49.147		223.1	2:07.926		38	41.412	93.8	36.162	105.3	48.418		225.0	2:05.992	
16	42.114	95.1	37.667	99.5	48.964		221.8	2:08.745		39	41.401	97.9	36.504	106.2	Pit In		222.2	2:19.421	
17	42.302	90.2	36.889	101.5	49.169		225.0	2:08.360		40	Pit Out	82.9	38.821	102.2	50.136		21:41.212		
18	41.936	90.3	36.681	99.0	49.360		223.6	2:07.977		41	42.969	85.9	38.099	99.3	50.129		220.0	2:11.197	
19	41.981	90.9	36.545	101.5	48.391		224.1	2:06.917		42	42.376	93.1	37.567	102.8	49.030		220.9	2:08.973	
20	41.759	92.1	36.688	99.6	49.183		225.0	2:07.630		43	42.217	92.1	36.686	102.6	49.199		224.1	2:08.102	
21	41.837	88.7	36.416	99.6	48.571		223.6	2:06.824		44	42.888	89.4	36.673	104.8	48.330		219.5	2:07.891	
22	42.235	92.2	37.036	100.0	Pit In		222.7	2:21.448		45	41.556	93.9	36.209	107.9	47.821		223.1	2:05.586	
23	Pit Out	80.2	39.570	95.9	50.975			1:08:16.060		46									

22 David Almansa										KTM									
lap	Sect-1	Speed	Sect-2	Speed	Sect-3	Speed	TopSpeed	laptime	pit	lap	Sect-1	Speed	Sect-2	Speed	Sect-3	Speed	Topspeed	laptime	pit
1	Pit Out	72.2	40.800	90.7	52.003			2:17.395		16	41.187	87.9	35.555	103.8	47.462		229.8	2:04.204	
2	42.791	80.4	37.215	98.3	49.268		228.8	2:09.274		17	40.804	90.0	35.454	105.6	47.560		231.3	2:03.818	
3	41.675	86.1	35.986	106.5	48.674		230.3	2:06.335		18	40.564	90.2	35.591	104.0	47.161		231.3	2:03.316	
4	41.091	91.8	37.265	98.2	48.879		229.8	2:07.235		19	43.071	84.2	38.267	96.4	Pit In		230.8	2:23.180	
5	41.337	87.6	36.103	103.8	48.049		230.3	2:05.489		20	Pit Out	78.9	38.329	98.1	49.724		1:13:58.461		
6	41.023	86.5	36.032	104.5	47.775		230.8	2:04.830		21	41.215	89.5	35.143	110.3	47.396		229.3	2:03.754	
7	41.170	88.4	35.794	104.3	47.895		230.8	2:04.859		22	40.398	94.2	35.090	105.1	Pit In		230.8	4:28.809	
8	40.664	89.5	35.488	102.2	47.600		230.8	2:03.752		23	Pit Out	83.3	37.297	102.2	48.659		23:03.249		



MOTO2 - MOTO3 TEST - PORTIMAO 2026

Test Day

9 - 12 February 2026

Laps and Sector Times - MOTO3 TEST - 10-02-2026

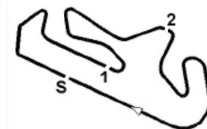
Autodromo Internacional Algarve - 4592mtr.

9	40.586	89.3	35.610	105.2	47.240	231.3	2:03.436	24	41.171	87.7	35.336	105.9	47.009	228.8	2:03.516
10	40.575	92.8	35.361	107.1	52.231	231.3	2:08.167	25	<u>40.168</u>	<u>96.0</u>	35.096	104.8	46.845	231.3	2:02.109
11	42.399	86.5	37.749	98.9	Pit In	229.3	2:21.660	26	40.321	89.0	34.852	106.6	46.707	231.3	2:01.880
12	Pit Out	83.9	37.171	103.1	48.801		28:08.048	27	41.823	93.3	35.591	103.1	47.871	231.3	2:05.285
13	41.152	87.6	35.563	104.4	47.866	229.3	2:04.581	28	40.648	90.9	35.300	104.5	46.981	229.8	2:02.929
14	41.002	87.1	35.806	101.9	47.563	231.3	2:04.371	29	40.208	92.9	<u>34.708</u>	108.0	<u>46.697</u>	231.3	<u>2:01.613</u>
15	40.853	90.7	35.915	103.4	47.827	<u>231.8</u>	2:04.595	30	41.764	88.5	37.247	100.7	Pit In	231.3	<u>2:19.531</u>

27 Rico Salmela										KTM									
lap	Sect-1	Speed	Sect-2	Speed	Sect-3	Speed	TopSpeed	laptime	pit	lap	Sect-1	Speed	Sect-2	Speed	Sect-3	Speed	Topspeed	laptime	pit
1	Pit Out	64.4	44.147	81.3	54.929			2:33.770		14	42.102	85.6	35.760	99.7	47.817		228.3	2:05.679	
2	48.074	74.2	40.434	85.2	52.732		212.2	2:21.240		15	41.607	86.7	35.626	100.6	48.280		229.3	2:05.513	
3	45.881	75.2	40.030	86.1	52.096		217.7	2:18.007		16	41.304	91.5	35.543	101.6	47.643		<u>229.8</u>	2:04.490	
4	44.481	77.0	38.664	89.9	51.076		220.9	2:14.221		17	41.304	86.9	35.378	101.2	47.525		228.8	2:04.207	
5	43.843	78.4	37.869	91.8	49.997		222.7	2:11.709		18	43.466	83.9	38.102	97.6	Pit In		227.4	2:24.506	
6	43.660	79.8	37.398	92.7	49.689		223.6	2:10.747		19	Pit Out	81.6	36.467	94.5	49.029			28:56.900	
7	43.305	79.1	38.170	95.2	Pit In		224.1	2:31.759		20	42.113	85.2	35.874	98.4	48.032		225.5	2:06.019	
8	Pit Out	78.5	37.587	92.5	49.367			22:35.970		21	41.517	87.4	35.503	98.4	47.894		226.9	2:04.914	
9	42.898	80.7	36.481	99.5	48.960		226.4	2:08.339		22	41.131	88.3	35.152	101.7	47.406		227.8	2:03.689	
10	42.452	81.1	36.387	96.8	48.082		227.8	2:06.921		23	<u>40.746</u>	<u>92.5</u>	35.162	<u>102.5</u>	47.595		227.8	2:03.503	
11	54:56.236	68.5	43.164	85.0	Pit In		<u>229.8</u>	56:49.644		24	40.779	91.8	<u>35.022</u>	101.8	<u>47.097</u>		225.5	<u>2:02.898</u>	
12	Pit Out	75.2	37.524	95.2	49.371			1:51:34.307		25	43.365	81.2	38.159	99.0	Pit In		226.4	2:26.135	
13	42.853	82.1	36.533	96.4	48.312		226.4	2:07.698		26									

31 Adrian Fernandez										Honda									
lap	Sect-1	Speed	Sect-2	Speed	Sect-3	Speed	TopSpeed	laptime	pit	lap	Sect-1	Speed	Sect-2	Speed	Sect-3	Speed	Topspeed	laptime	pit
1	Pit Out	77.5	39.818	89.5	50.560			2:13.847		16	40.822	92.6	36.349	104.4	Pit In		231.3	2:18.173	
2	42.969	87.6	36.899	101.5	48.536		227.8	2:08.404		17	Pit Out	88.5	37.521	101.3	48.064			17:51.760	
3	41.917	90.7	36.568	100.0	48.286		230.3	2:06.771		18	41.134	89.0	36.014	101.0	48.144		230.3	2:05.292	
4	41.870	90.9	36.294	103.8	47.718		230.3	2:05.882		19	40.746	92.1	35.464	101.7	47.657		228.8	2:03.867	
5	41.026	89.1	37.366	99.0	47.863		230.8	2:06.255		20	40.580	92.2	<u>35.119</u>	103.8	46.996		228.8	2:02.695	
6	41.166	91.8	36.042	100.7	47.443		230.3	2:04.651		21	40.353	93.8	35.227	102.0	<u>46.849</u>		229.3	<u>2:02.429</u>	
7	41.178	89.5	36.528	97.6	Pit In		230.3	2:19.873		22	40.282	92.9	37.277	96.3	Pit In		229.3	2:18.459	
8	Pit Out	82.5	1:12.265	62.1	Pit In			15:42.005		23	Pit Out	90.2	36.405	100.0	47.463			11:42.883	
9	Pit Out	82.1	38.165	93.9	48.596			49:07.351		24	40.494	91.4	35.815	101.4	47.520		<u>231.8</u>	2:03.829	
10	41.718	90.8	36.504	100.7	47.856		230.8	2:06.078		25	40.775	90.5	35.571	103.3	47.516		229.3	2:03.862	
11	41.459	92.3	36.290	101.1	47.618		229.3	2:05.367		26	40.907	91.1	36.706	95.9	Pit In		229.8	2:17.141	
12	41.151	91.0	35.916	103.6	47.399		230.3	2:04.466		27	Pit Out	86.8	36.160	98.5	47.517			15:16.612	
13	40.834	92.2	35.494	101.8	47.062		230.3	2:03.390		28	<u>40.231</u>	94.3	35.443	102.6	46.876		229.8	2:02.550	
14	40.644	91.2	35.223	102.4	47.159		231.3	2:03.026		29	51.964	89.7	36.296	103.3	48.590		229.8	2:16.850	
15	40.539	<u>97.0</u>	36.475	100.0	47.504		230.8	2:04.518		30	40.323	96.6	35.498	101.5	47.363		<u>231.8</u>	2:03.184	

32 Zen Mitani										Honda									
lap	Sect-1	Speed	Sect-2	Speed	Sect-3	Speed	TopSpeed	laptime	pit	lap	Sect-1	Speed	Sect-2	Speed	Sect-3	Speed	Topspeed	laptime	pit
1	Pit Out	77.1	39.245	91.5	50.655			2:22.994		19	42.770	83.2	36.678	96.3	49.411		223.1	2:08.859	
2	43.881	80.7	37.877	96.9	49.739		222.7	2:11.497		20	43.112	87.1	37.464	98.2	49.451		216.9	2:10.027	
3	43.551	85.1	37.961	91.9	49.994		222.2	2:11.506		21	41.992	88.0	36.288	<u>99.3</u>	48.237		221.3	2:06.517	
4	43.289	85.2	37.268	94.3	49.363		223.1	2:09.920		22	42.054	85.9	39.820	92.7	Pit In		221.3	2:27.783	
5	42.752	85.6	37.478	94.4	49.323		223.6	2:09.553		23	Pit Out	86.2	38.411	92.2	50.471			14:34.392	
6	42.365	91.4	37.102	97.1	48.951		223.6	2:08.418		24	42.885	87.4	37.812	95.6	49.456		220.4	2:10.153	
7	42.910	87.2	37.239	95.2	49.686		224.1	2:09.835		25	44.235	83.3	39.068	91.2	Pit In		215.6	2:26.969	



MOTO2 - MOTO3 TEST - PORTIMAO 2026

Test Day

9 - 12 February 2026

Laps and Sector Times - MOTO3 TEST - 10-02-2026

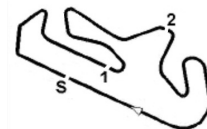
Autodromo Internacional Algarve - 4592mtr.

8	43.275	90.3	37.521	97.4	49.426	222.7	2:10.222	26	Pit Out	85.2	37.852	92.7	48.876	5:27.410
9	43.162	83.7	36.976	93.7	49.199	221.8	2:09.337	27	47:43.038	76.1	38.882	92.3	50.022	221.8 1:49:11.942
10	45.259	83.7	40.969	86.6	Pit In	223.6	2:32.624	28	43.303	82.8	37.043	94.7	49.233	216.4 2:09.579
11	Pit Out	81.5	38.801	93.1	49.761		13:04.832	29	42.472	86.5	36.686	96.9	48.649	222.7 2:07.807
12	43.839	81.3	37.266	96.5	49.059	223.1	2:10.164	30	42.209	91.3	36.525	95.6	48.476	219.5 2:07.210
13	42.460	87.3	36.555	96.1	48.493	<u>224.5</u>	2:07.508	31	42.189	86.1	36.168	96.9	48.286	217.7 2:06.643
14	42.163	87.9	36.326	90.0	48.475	224.1	2:06.964	32	42.084	88.2	36.258	98.5	48.491	218.6 2:06.833
15	41.915	88.8	36.558	98.6	48.571	224.1	2:07.044	33	41.707	90.8	36.164	97.0	47.927	220.4 2:05.798
16	59:53.760	74.9	38.541	92.4	51.097	223.6	1:01:23.398	34	<u>41.627</u>	89.9	36.217	97.0	<u>47.748</u>	221.3 2:05.592
17	44.066	81.6	38.009	95.2	49.397	222.2	2:11.472	35	41.704	91.8	<u>36.031</u>	96.0	47.775	221.3 <u>2:05.510</u>
18	42.367	89.6	37.682	96.3	48.661	220.9	2:08.710	36	44.577	83.6	40.513	84.1	Pit In	218.2 2:31.920

54		Jesús Ríos							Honda										
lap	Sect-1	Speed	Sect-2	Speed	Sect-3	Speed	TopSpeed	laptime	pit	lap	Sect-1	Speed	Sect-2	Speed	Sect-3	Speed	Topspeed	laptime	pit
1	Pit Out	76.9	37.662	98.0	49.761			2:10.736		17	41.612	87.4	35.815	102.8	48.516		227.4	2:05.943	
2	42.184	82.3	36.306	101.8	48.912		229.3	2:07.402		18	41.166	88.8	35.586	102.3	47.824		227.4	2:04.576	
3	42.246	83.4	36.639	101.4	49.140		227.8	2:08.025		19	40.991	<u>92.5</u>	35.666	103.8	47.937		228.8	2:04.594	
4	42.047	85.9	36.085	103.9	48.758		227.4	2:06.890		20	41.201	87.7	35.379	104.1	47.989		227.4	2:04.569	
5	41.766	88.3	35.935	104.1	48.457		227.4	2:06.158		21	<u>40.823</u>	89.8	<u>35.109</u>	103.6	<u>47.645</u>		227.8	<u>2:03.577</u>	
6	41.520	87.6	35.738	<u>105.0</u>	47.890		227.8	2:05.148		22	42.913	84.1	37.366	99.3	Pit In		226.9	2:27.517	
7	41.479	87.3	35.807	104.7	Pit In		<u>229.8</u>	2:23.131		23	Pit Out	86.0	37.107	101.0	49.502			16:50.763	
8	Pit Out	77.8	39.171	97.5	51.099			1:18:18.774		24	41.317	87.4	36.554	99.6	48.758		227.8	2:06.629	
9	43.046	82.9	37.369	99.3	49.282		226.9	2:09.697		25	41.679	87.5	36.208	98.0	49.200		225.9	2:07.087	
10	42.239	84.2	36.296	98.8	49.080		227.4	2:07.615		26	41.680	86.0	35.805	99.4	48.607		227.8	2:06.092	
11	42.001	86.7	36.218	100.7	49.040		227.8	2:07.259		27	44.287	83.7	37.501	96.0	Pit In		226.4	2:26.549	
12	41.963	87.2	35.878	103.9	48.903		228.3	2:06.744		28	Pit Out	85.2	40.101	99.8	49.508			44:57.927	
13	41.684	87.5	35.857	104.1	48.773		228.8	2:06.314		29	41.944	87.4	36.202	99.4	48.494		225.5	2:06.640	
14	42.105	86.9	36.007	100.3	Pit In		228.8	2:52.744		30	41.632	89.0	35.731	97.5	48.775		225.5	2:06.138	
15	Pit Out	83.3	36.715	99.4	49.226			50:51.953		31	41.869	89.0			Pit In		225.0	2:21.593	
16	41.605	87.6	35.686	100.1	48.346		225.9	2:05.637		32			36.357	99.4					

64		David Muñoz							KTM										
lap	Sect-1	Speed	Sect-2	Speed	Sect-3	Speed	TopSpeed	laptime	pit	lap	Sect-1	Speed	Sect-2	Speed	Sect-3	Speed	Topspeed	laptime	pit
1	Pit Out	72.5	38.524	91.0	51.124			2:16.552		3	41.346	<u>93.5</u>	36.648	101.2	47.514		230.3	2:05.508	
2	42.976	84.5	40.206	86.2	51.025		227.8	2:14.207		4	<u>40.994</u>	89.9	<u>35.896</u>	<u>102.1</u>	<u>46.994</u>		<u>230.8</u>	<u>2:03.884</u>	

67		Casey O'Gorman							Honda										
lap	Sect-1	Speed	Sect-2	Speed	Sect-3	Speed	TopSpeed	laptime	pit	lap	Sect-1	Speed	Sect-2	Speed	Sect-3	Speed	Topspeed	laptime	pit
1	Pit Out	77.5	38.689	94.8	50.247			2:18.767		22	40.863	88.4	35.737	104.3	47.439		226.9	2:04.039	
2	42.598	85.2	37.135	99.2	48.944		225.9	2:08.677		23	40.921	88.7	35.765	101.6	47.685		226.9	2:04.371	
3	41.930	87.9	36.472	100.6	48.075		225.9	2:06.477		24	43.772	85.2	38.429	101.4	Pit In		227.8	2:24.737	
4	41.296	88.5	36.190	101.6	48.166		226.9	2:05.652		25	Pit Out	87.4	37.504	102.4	48.821			22:47.237	
5	41.400	88.7	36.155	102.3	47.960		226.9	2:05.515		26	41.442	90.5	36.053	104.2	47.909		224.1	2:05.404	
6	41.801	85.3	36.350	100.2	48.210		226.4	2:06.361		27	41.224	90.1	35.796	106.0	47.761		225.5	2:04.781	
7	45.848	84.1	39.004	100.8	Pit In		225.5	2:27.401		28	40.922	90.7	35.942	103.3	47.177		226.4	2:04.041	
8	Pit Out	85.1	37.011	99.8	48.338			23:53.155		29	40.919	88.8	35.530	104.1	46.812		227.4	2:03.261	
9	41.893	87.5	36.299	103.8	48.224		226.9	2:06.416		30	<u>40.635</u>	88.7	<u>35.231</u>	103.3	<u>46.659</u>		227.8	<u>2:02.525</u>	
10	41.412	89.9	36.524	103.1	48.182		<u>228.8</u>	2:06.118		31	52.864	79.6	37.720	100.3	47.884		228.3	2:18.468	
11	41.691	90.3	35.899	104.7	48.067		227.8	2:05.657		32	41.132	89.2	35.392	106.0	46.971		225.0	2:03.495	
12	41.407	87.4	35.863	98.8	47.795		227.8	2:05.065		33	43.928	88.5	37.344	100.7	Pit In		227.4	2:25.284	
13	41.253	89.7	35.743	104.7	47.693		225.9	2:04.689		34	Pit Out	81.5	39.055	94.5	49.676			1:24:31.296	



MOTO2 - MOTO3 TEST - PORTIMAO 2026

Test Day

9 - 12 February 2026

Laps and Sector Times - MOTO3 TEST - 10-02-2026

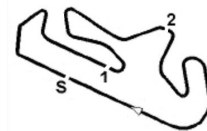
Autodromo Internacional Algarve - 4592mtr.

14	41.239	90.1	35.640	<u>108.1</u>	47.451	227.4	2:04.330	35	41.942	87.1	36.700	100.4	48.342	222.7	2:06.984
15	40.675	<u>93.4</u>	35.396	104.2	47.323	227.8	2:03.394	36	41.410	87.2	35.734	104.2	47.647	224.5	2:04.791
16	43.688	87.9	37.690	100.6	Pit In	225.5	<u>2:20.156</u>	37	41.254	86.9	35.469	104.1	47.585	225.9	2:04.308
17	Pit Out	80.7	39.912	88.5	50.593		39:08.398	38	41.231	89.0	35.857	102.9	47.288	226.4	2:04.376
18	42.131	88.2	36.498	101.2	48.407	224.1	2:07.036	39	40.865	91.5	35.824	103.5	47.516	226.9	2:04.205
19	41.422	87.9	36.058	103.3	48.028	226.4	2:05.508	40	41.095	88.9	35.585	100.4	47.386	225.9	2:04.066
20	41.246	88.8	36.070	103.1	47.803	224.1	2:05.119	41	43.904	87.7	42.452	101.9	Pit In	224.5	<u>2:27.758</u>
21	41.178	89.0	36.066	102.8	47.770	225.9	2:05.014	42							

73 Valentin Perrone										KTM									
lap	Sect-1	Speed	Sect-2	Speed	Sect-3	Speed	TopSpeed	laptime	pit	lap	Sect-1	Speed	Sect-2	Speed	Sect-3	Speed	Topspeed	laptime	pit
1	Pit Out	72.9	42.182	87.9	52.943			<u>2:26.134</u>		17	<u>40.598</u>	91.0	<u>35.265</u>	<u>103.0</u>	<u>47.161</u>		229.8	<u>2:03.024</u>	
2	43.861	78.6	38.683	94.5	50.318		223.6	2:12.862		18	43.354	79.1	38.349	94.7	Pit In		229.3	2:25.030	
3	42.928	82.9	37.859	95.3	49.420		226.4	2:10.207		19	Pit Out	84.5	37.189	94.4	50.342			<u>22:24.568</u>	
4	42.337	84.4	37.581	95.7	50.575		227.8	2:10.493		20	41.983	85.9	36.347	96.8	48.555		227.8	2:06.885	
5	42.562	84.8	37.317	95.7	49.128		<u>230.8</u>	2:09.007		21	41.472	86.3	36.240	95.5	48.214		228.3	2:05.926	
6	41.989	84.8	37.131	96.6	48.649		227.8	2:07.769		22	41.466	86.0	36.000	100.7	Pit In		229.8	2:15.553	
7	41.695	84.8	36.507	98.7	48.560		228.3	2:06.762		23	Pit Out	83.7	36.448	98.5	48.186			<u>15:52.318</u>	
8	42.582	87.2	36.466	98.5	Pit In		228.3	<u>2:16.653</u>		24	41.165	88.9	35.795	98.4	47.808		228.8	2:04.768	
9	Pit Out	87.8	37.803	94.9	48.122			<u>24:40.237</u>		25	41.147	88.5	35.534	100.5	47.585		229.3	2:04.266	
10	41.734	82.9	36.216	98.5	47.765		228.8	2:05.715		26	40.741	88.7	35.738	102.9	47.490		230.3	2:03.969	
11	41.261	87.2	35.974	99.4	47.332		228.8	2:04.567		27	43.268	79.4	37.115	98.0	Pit In		229.3	2:18.448	
12	41.609	88.2	35.911	99.3	47.291		230.3	2:04.811		28	Pit Out	82.7	36.210	99.9	48.201			<u>12:54.151</u>	
13	40.895	90.4	35.723	101.2	47.745		229.8	2:04.363		29	41.188	88.2	35.748	100.1	48.175		229.3	2:05.111	
14	40.712	91.1	35.806	101.6	47.344		228.8	2:03.862		30	40.935	<u>91.7</u>	36.168	100.7	47.678		226.4	2:04.781	
15	40.649	87.9	35.616	100.9	47.417		229.8	2:03.682		31	41.089	87.9	35.614	101.5	47.701		228.3	2:04.404	
16	43.711	87.2	35.586	100.6	48.009		229.3	2:07.306		32	41.180	87.0	36.852	97.6	Pit In		229.3	<u>2:17.508</u>	

78 Joel Esteban										KTM									
lap	Sect-1	Speed	Sect-2	Speed	Sect-3	Speed	TopSpeed	laptime	pit	lap	Sect-1	Speed	Sect-2	Speed	Sect-3	Speed	Topspeed	laptime	pit
1	Pit Out	75.8	43.665	78.5	54.231			<u>2:30.018</u>		8	41.983	84.8	36.200	98.9	47.746		231.8	2:05.929	
2	44.931	80.2	38.910	90.9	50.979		225.0	2:14.820		9	41.083	<u>94.7</u>	35.474	100.1	46.768		232.3	2:03.325	
3	43.009	90.2	38.198	92.1	50.716		229.3	2:11.923		10	41.812	93.8	35.664	101.9	46.739		233.3	2:04.215	
4	42.563	88.4	37.944	92.5	49.510		230.8	2:10.017		11	40.856	94.1	35.059	104.2	46.383		232.8	2:02.298	
5	41.830	87.2	37.027	95.3	48.695		231.3	2:07.552		12	40.873	91.4	34.924	<u>104.8</u>	<u>46.251</u>		232.8	<u>2:02.048</u>	
6	42.526	83.3	37.850	89.6	Pit In		230.8	<u>2:29.866</u>		13	40.626	91.6	34.968	102.5	46.519		<u>233.8</u>	2:02.113	
7	Pit Out	80.4	37.377	94.7	49.595			<u>19:23.813</u>		14	<u>40.565</u>	92.6	<u>34.792</u>	103.3	Pit In		232.8	<u>2:34.959</u>	

94 Guido Pini										Honda									
lap	Sect-1	Speed	Sect-2	Speed	Sect-3	Speed	TopSpeed	laptime	pit	lap	Sect-1	Speed	Sect-2	Speed	Sect-3	Speed	Topspeed	laptime	pit
1	Pit Out	86.4	39.057	92.4	50.423			<u>2:17.990</u>		17	Pit Out	92.8	36.718	99.5	47.596			<u>32:02.730</u>	
2	43.007	89.9	37.068	100.0	48.457		221.8	2:08.532		18	40.532	95.4	35.254	105.4	46.880		227.8	2:02.666	
3	42.035	93.7	36.559	99.6	47.884		225.5	2:06.478		19	40.727	92.2	35.473	104.4	46.844		227.4	2:03.044	
4	41.477	96.1	36.715	100.7	47.590		225.9	2:05.782		20	40.627	94.2	35.457	102.8	46.875		225.9	2:02.959	
5	41.487	91.4	36.319	101.6	47.318		227.4	2:05.124		21	40.580	96.8	35.514	101.8	46.802		226.4	2:02.896	
6	41.201	90.6	35.757	101.2	47.078		225.9	2:04.036		22	40.640	96.4	35.311	104.0	46.720		225.5	2:02.671	
7	41.045	93.1	35.748	102.7	46.877		226.9	2:03.670		23	40.752	95.3	36.139	100.3	Pit In		226.9	2:16.580	
8	41.193	94.7	35.819	102.7	46.588		226.9	2:03.600		24	Pit Out	90.5	35.929	104.4	46.717			<u>24:23.343</u>	
9	41.709	94.6	37.060	97.5	Pit In		225.0	<u>2:22.753</u>		25	40.333	92.9	35.166	103.5	46.541		<u>229.3</u>	2:02.040	
10	Pit Out	91.5	37.329	102.7	48.913			<u>21:24.972</u>		26	40.311	95.7	35.242	104.7	46.445		228.8	2:01.998	
11	41.918	89.7	36.495	99.8	47.428		226.9	2:05.841		27	40.179	97.1	35.154	105.2	Pit In		<u>229.3</u>	<u>2:14.681</u>	



MOTO2 - MOTO3 TEST - PORTIMAO 2026

Test Day

9 - 12 February 2026

Laps and Sector Times - MOTO3 TEST - 10-02-2026

Autodromo Internacional Algarve - 4592mtr.

12	41.464	93.4	36.348	101.1	47.314	225.5	2:05.126	28	Pit Out	90.8	35.742	103.8	46.743	13:07.077
13	40.935	95.9	36.021	103.9	47.280	227.8	2:04.236	29	40.129	95.8	34.816	105.2	46.418	228.8 2:01.363
14	41.069	93.7	35.636	103.8	46.984	226.9	2:03.689	30	<u>40.053</u>	<u>97.9</u>	34.907	<u>108.2</u>	<u>46.282</u>	228.3 <u>2:01.242</u>
15	40.882	96.9	35.958	103.3	47.427	227.8	2:04.267	31	40.129	95.7	<u>34.726</u>	106.6	46.438	227.4 2:01.293
16	42.159	91.4	37.237	96.9	Pit In	227.4	2:21.240	32	59.604	94.0	36.366	103.4	Pit In	<u>229.3</u> 2:35.593