

MOTO2 - MOTO3 TEST - PORTIMAO 2026

Test Day

9 - 12 February 2026

Laps and Sector Times - MOTO2 TEST - 12-02-2026

Autodromo Internacional Algarve - 4592mtr.

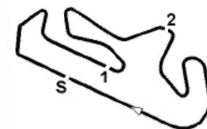
3 Sergio Garcia										Kalex									
lap	Sect-1	Speed	Sect-2	Speed	Sect-3	Speed	TopSpeed	laptime	pit	lap	Sect-1	Speed	Sect-2	Speed	Sect-3	Speed	Topspeed	laptime	pit
1	Pit Out	88.8	32.336	114.2	41.821			1:50.961		9	34.361	102.7	29.912	117.5	40.604		277.6	1:44.877	
2	35.197	100.9	30.602	118.2	40.808		274.8	1:46.607		10	34.347	102.3	29.941	119.1	40.461		281.3	1:44.749	
3	34.925	100.2	30.187	119.6	40.503		276.2	1:45.615		11	34.220	102.7	<u>29.761</u>	122.0	<u>40.299</u>		<u>282.7</u>	<u>1:44.280</u>	
4	35.020	97.4	30.367	111.6	40.602		275.5	1:45.989		12	36.658	102.9	30.350	118.4	40.661		281.3	1:47.669	
5	34.361	<u>107.9</u>	30.182	120.4	40.522		276.2	1:45.065		13	34.239	105.5	30.023	114.9	40.341		279.1	1:44.603	
6	34.285	102.8	29.942	120.4	40.570		277.6	1:44.797		14	34.417	101.2	29.903	<u>122.6</u>	40.517		281.3	1:44.837	
7	37.589	99.2	31.557	111.9	Pit In		279.1	2:02.506		15	<u>34.150</u>	104.0	29.833	122.3	40.465		279.8	1:44.448	
8	Pit Out	97.6	30.533	118.2	40.908			13:03.302		16	34.171	103.4	30.058	115.9	Pit In		281.3	1:58.266	

4 Ivan Ortola										Kalex									
lap	Sect-1	Speed	Sect-2	Speed	Sect-3	Speed	TopSpeed	laptime	pit	lap	Sect-1	Speed	Sect-2	Speed	Sect-3	Speed	Topspeed	laptime	pit
1	Pit Out	94.0	31.504	106.9	41.196			1:51.843		6	34.306	102.5	<u>29.598</u>	120.0	<u>39.937</u>		285.7	1:43.841	
2	34.551	100.0	30.171	115.3	40.210		282.0	1:44.932		7	33.950	103.0	29.722	<u>120.1</u>	40.150		291.1	1:43.822	
3	34.124	98.0	30.241	111.8	40.021		287.2	1:44.386		8	33.916	105.3	30.028	119.5	40.033		<u>291.9</u>	1:43.977	
4	<u>33.777</u>	<u>110.1</u>	32.208	113.1	Pit In		286.5	1:55.497		9	33.802	102.7	29.985	119.1	39.966		288.0	<u>1:43.753</u>	
5	Pit Out	97.7	31.142	105.0	41.841			8:32.116		10									

7 Barry Baltus										Kalex									
lap	Sect-1	Speed	Sect-2	Speed	Sect-3	Speed	TopSpeed	laptime	pit	lap	Sect-1	Speed	Sect-2	Speed	Sect-3	Speed	Topspeed	laptime	pit
1	Pit Out	102.4	31.115	114.5	40.941			1:47.148		6	<u>33.838</u>	105.3	29.727	120.5	39.793		277.6	<u>1:43.358</u>	
2	35.083	102.9	29.957	<u>123.3</u>	40.130		276.2	1:45.170		7	33.848	104.3	29.750	119.9	<u>39.792</u>		<u>279.8</u>	1:43.390	
3	34.265	101.9	29.731	122.2	40.055		274.1	1:44.051		8	33.845	105.2	<u>29.677</u>	122.9	39.957		279.1	1:43.479	
4	34.055	104.8	29.706	120.8	40.095		276.9	1:43.856		9	35.229	106.5	30.305	123.1	Pit In		277.6	1:57.436	
5	33.881	106.6	29.830	121.2	39.833		278.4	1:43.544		10									

9 Jorge Navarro										Forward									
lap	Sect-1	Speed	Sect-2	Speed	Sect-3	Speed	TopSpeed	laptime	pit	lap	Sect-1	Speed	Sect-2	Speed	Sect-3	Speed	Topspeed	laptime	pit
1	Pit Out	79.8	37.353	97.2	47.966			2:10.701		11	38.722	90.8	34.198	104.9	45.359		274.1	1:58.279	
2	40.685	87.9	36.393	99.8	47.265		250.0	2:04.343		12	40.455	86.4	36.144	106.2	Pit In		252.9	2:19.681	
3	39.338	91.0	35.224	104.7	46.516		270.0	2:01.078		13	Pit Out	90.8	32.049	109.3	41.558			1:31:43.992	
4	41.116	83.9	35.741	105.7	47.051		274.1	2:03.908		14	34.996	105.0	30.431	115.9	40.636		266.0	1:46.063	
5	39.196	87.9	34.893	104.4	46.096		271.4	2:00.185		15	34.355	106.2	30.260	116.9	40.474		282.0	1:45.089	
6	38.877	92.8	34.975	105.0	45.963		266.7	1:59.815		16	34.148	106.7	30.172	115.0	40.049		281.3	1:44.369	
7	38.663	89.7	34.710	102.9	45.959		274.1	1:59.332		17	<u>33.940</u>	<u>109.1</u>	30.205	116.6	40.057		282.0	1:44.202	
8	41.803	80.7	36.331	103.3	Pit In		263.4	2:19.219		18	33.944	104.4	<u>29.946</u>	110.4	<u>40.025</u>		281.3	<u>1:43.915</u>	
9	Pit Out	84.2	36.045	103.0	45.741			28:25.732		19	35.027	105.4	31.529	<u>117.8</u>	Pit In		<u>283.5</u>	2:00.505	
10	38.623	90.5	34.274	105.1	45.032		271.4	1:57.929		20									

11 Alex Escrig										Forward									
lap	Sect-1	Speed	Sect-2	Speed	Sect-3	Speed	TopSpeed	laptime	pit	lap	Sect-1	Speed	Sect-2	Speed	Sect-3	Speed	Topspeed	laptime	pit
1	Pit Out	80.5	39.117	93.4	50.494			2:15.277		14	Pit Out	83.5	34.834	104.7	44.422			14:07.961	
2	41.270	85.9	37.456	99.6	48.696		266.0	2:07.422		15	36.906	95.2	32.044	117.1	42.797		269.3	1:51.747	
3	40.001	85.2	36.612	100.1	47.920		271.4	2:04.533		16	35.789	97.5	31.628	117.4	42.001		282.0	1:49.418	
4	39.595	87.0	35.983	102.4	47.631		274.1	2:03.209		17	35.159	102.8	31.174	120.4	41.425		283.5	1:47.758	
5	39.448	88.9	35.714	104.7	47.320		272.7	2:02.482		18	35.051	100.8	30.502	120.4	41.148		283.5	1:46.701	
6	39.203	90.6	35.280	107.0	46.654		271.4	2:01.137		19	34.642	102.9	30.384	122.2	40.923		284.2	1:45.949	
7	43.429	79.7	38.235	98.0	Pit In		272.0	2:31.712		20	39.525	89.1	34.661	111.2	Pit In		<u>285.0</u>	2:15.269	
8	Pit Out	78.4	35.828	105.9	46.247			16:52.576		21	Pit Out	97.5	31.856	121.9	41.355			21:02.458	
9	38.776	88.2	34.774	109.0	46.164		275.5	1:59.714		22	34.526	<u>106.0</u>	30.025	124.0	40.212		282.0	1:44.763	
10	38.566	93.1	34.611	110.0	45.757		277.6	1:58.934		23	34.206	102.8	29.718	<u>126.2</u>	40.152		283.5	1:44.076	



MOTO2 - MOTO3 TEST - PORTIMAO 2026

Test Day

9 - 12 February 2026

Laps and Sector Times - MOTO2 TEST - 12-02-2026

Autodromo Internacional Algarve - 4592mtr.

11	38.430	94.5	34.542	110.7	45.859	275.5	1:58.831	24	<u>34.110</u>	102.9	<u>29.623</u>	119.7	<u>39.914</u>	283.5	<u>1:43.647</u>
12	38.042	93.5	34.360	109.3	Pit In	277.6	2:14.930	25	34.869	99.4	30.942	120.7	Pit In	<u>285.0</u>	2:04.436
13	Pit Out	73.7	41.281	94.9	Pit In		1:10:37.373	26							

12	Filip Sala								Kalex										
lap	Sect-1	Speed	Sect-2	Speed	Sect-3	Speed	TopSpeed	laptime	pit	lap	Sect-1	Speed	Sect-2	Speed	Sect-3	Speed	Topspeed	laptime	pit
1	Pit Out	98.2	33.632	113.2	41.586			1:55.729		5	34.592	102.8	30.047	119.1	40.273		278.4	1:44.912	
2	35.468	105.2	30.431	116.4	40.639		276.2	1:46.538		6	34.272	103.4	29.730	119.7	40.079		280.5	1:44.081	
3	34.450	<u>107.1</u>	30.124	115.3	Pit In		277.6	2:02.581		7	<u>33.999</u>	104.2	<u>29.664</u>	<u>120.1</u>	<u>40.027</u>		<u>281.3</u>	<u>1:43.690</u>	
4	Pit Out	97.4	30.457	116.9	40.800			11:24.080		8	35.605	98.5	30.887	119.3	Pit In		279.1	2:02.804	

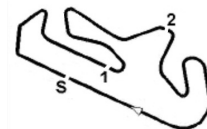
13	Celestino Vietti								Boscoscuro										
lap	Sect-1	Speed	Sect-2	Speed	Sect-3	Speed	TopSpeed	laptime	pit	lap	Sect-1	Speed	Sect-2	Speed	Sect-3	Speed	Topspeed	laptime	pit
1	Pit Out	91.2	33.411	102.3	43.595			1:55.304		5	34.060	102.7	29.496	<u>125.4</u>	40.080		286.5	1:43.636	
2	35.945	99.4	30.682	121.9	40.919		281.3	1:47.546		6	<u>33.854</u>	103.6	<u>29.379</u>	123.7	40.180		288.0	<u>1:43.413</u>	
3	34.727	100.2	29.961	119.7	40.569		286.5	1:45.257		7	33.870	<u>104.8</u>	29.558	122.2	40.193		288.0	1:43.621	
4	34.228	100.7	29.650	123.6	<u>40.060</u>		287.2	1:43.938		8	36.867	89.3	32.341	121.8	Pit In		<u>288.8</u>	<u>2:00.776</u>	

14	Tony Arbolino								Kalex										
lap	Sect-1	Speed	Sect-2	Speed	Sect-3	Speed	TopSpeed	laptime	pit	lap	Sect-1	Speed	Sect-2	Speed	Sect-3	Speed	Topspeed	laptime	pit
1	Pit Out	92.5	32.250	112.3	41.363			1:53.490		7	34.248	103.0	30.052	117.0	40.304		281.3	1:44.604	
2	35.413	101.6	30.164	118.6	40.579		276.9	1:46.156		8	34.192	103.2	29.826	118.9	40.142		281.3	1:44.160	
3	34.505	102.9	29.927	117.0	40.439		280.5	1:44.871		9	33.973	104.1	<u>29.732</u>	120.0	40.052		<u>284.2</u>	1:43.757	
4	34.434	103.4	30.078	117.3	40.092		281.3	1:44.604		10	<u>33.675</u>	<u>108.2</u>	30.010	<u>121.6</u>	<u>39.923</u>		282.7	<u>1:43.608</u>	
5	34.156	102.3	29.817	120.8	40.101		282.0	1:44.074		11	35.646	102.4	31.396	114.9	Pit In		281.3	1:58.080	
6	34.218	103.2	29.771	120.7	40.155		281.3	1:44.144		12									

16	Joe Roberts								Kalex										
lap	Sect-1	Speed	Sect-2	Speed	Sect-3	Speed	TopSpeed	laptime	pit	lap	Sect-1	Speed	Sect-2	Speed	Sect-3	Speed	Topspeed	laptime	pit
1	Pit Out	97.5	33.847	112.6	45.812			1:59.705		5	<u>34.293</u>	103.6	<u>30.152</u>	119.7	40.554		<u>279.8</u>	<u>1:44.999</u>	
2	35.562	99.9	30.922	120.0	41.015		274.1	1:47.499		6	36.386	101.5	31.057	120.3	41.219		279.1	1:48.662	
3	34.599	105.7	30.542	<u>123.6</u>	40.570		277.6	1:45.711		7	34.405	<u>106.3</u>	30.292	120.9	40.631		277.6	1:45.328	
4	34.370	104.1	30.168	116.9	<u>40.472</u>		278.4	1:45.010		8	34.504	101.9	30.599	114.6	Pit In		278.4	2:01.440	

17	Daniel Muñoz								Kalex										
lap	Sect-1	Speed	Sect-2	Speed	Sect-3	Speed	TopSpeed	laptime	pit	lap	Sect-1	Speed	Sect-2	Speed	Sect-3	Speed	Topspeed	laptime	pit
1	Pit Out	88.5	32.522	108.4	41.866			1:55.045		7	34.411	106.0	30.128	120.4	40.246		278.4	1:44.785	
2	35.857	94.2	31.040	115.9	40.793		276.9	1:47.690		8	<u>34.215</u>	<u>107.5</u>	30.467	120.0	40.438		279.8	1:45.120	
3	35.978	100.6	30.445	117.6	40.358		279.1	1:46.781		9	34.317	105.7	30.192	119.3	40.327		280.5	1:44.836	
4	34.612	101.4	30.245	119.5	<u>40.098</u>		279.8	1:44.955		10	34.360	103.8	29.999	<u>120.5</u>	40.575		279.8	1:44.934	
5	34.253	101.4	<u>29.931</u>	120.4	40.249		<u>281.3</u>	<u>1:44.433</u>		11	36.345	102.0	30.874	117.5	Pit In		279.1	1:54.502	
6	34.468	105.4	30.080	118.4	40.819		279.8	1:45.367		12	Pit Out	92.0	31.164	115.4	40.587			23:08.364	

18	Manuel Gonzalez								Kalex										
lap	Sect-1	Speed	Sect-2	Speed	Sect-3	Speed	TopSpeed	laptime	pit	lap	Sect-1	Speed	Sect-2	Speed	Sect-3	Speed	Topspeed	laptime	pit
1	Pit Out	96.1	31.228	113.3	40.770			1:48.881		7	Pit Out	97.8	30.959	115.1	41.862			14:09.124	
2	34.793	104.0	29.611	117.9	39.858		281.3	1:44.262		8	33.889	<u>110.1</u>	29.865	117.3	39.642		282.0	1:43.396	
3	33.759	106.1	29.362	120.4	39.689		282.7	1:42.810		9	33.869	103.9	29.368	124.6	39.586		282.7	1:42.823	
4	33.719	105.4	<u>29.234</u>	<u>125.3</u>	39.709		283.5	1:42.662		10	33.785	104.5	29.249	124.7	39.554		284.2	1:42.588	
5	34.154	106.2	29.339	124.0	39.881		283.5	1:43.374		11	<u>33.596</u>	105.7	29.314	122.4	<u>39.517</u>		285.7	<u>1:42.427</u>	
6	33.695	105.2	29.497	124.7	Pit In		283.5	1:52.637		12	33.642	102.8	29.290	123.6	Pit In		<u>287.2</u>	1:50.234	



MOTO2 - MOTO3 TEST - PORTIMAO 2026

Test Day

9 - 12 February 2026

Laps and Sector Times - MOTO2 TEST - 12-02-2026

Autodromo Internacional Algarve - 4592mtr.

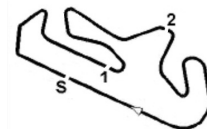
21 Alonso Lopez										Kalex									
lap	Sect-1	Speed	Sect-2	Speed	Sect-3	Speed	TopSpeed	laptime	pit	lap	Sect-1	Speed	Sect-2	Speed	Sect-3	Speed	Topspeed	laptime	pit
1	Pit Out	96.3	32.935	114.2	42.492			1:53.969		7	37.059	93.8	32.820	111.0	Pit In		281.3	2:06.586	
2	35.614	101.9	31.371	121.3	41.663		268.0	1:48.648		8	Pit Out	99.4	30.465	123.6	40.730			11:20.115	
3	34.737	104.4	30.427	121.9	41.252		277.6	1:46.416		9	34.130	106.2	29.909	125.1	<u>40.375</u>		279.8	1:44.414	
4	35.096	107.1	30.459	<u>125.4</u>	40.642		280.5	1:46.197		10	<u>33.950</u>	<u>109.8</u>	30.393	124.9	40.944		<u>282.7</u>	1:45.287	
5	34.387	107.6	29.973	122.3	43.895		280.5	1:48.255		11	33.999	109.5	<u>29.893</u>	124.1	40.469		<u>282.7</u>	<u>1:44.361</u>	
6	34.470	103.1	29.967	123.9	40.510		280.5	1:44.947		12	34.146	105.9	30.091	118.7	40.838		<u>282.7</u>	1:45.075	

28 Izan Guevara										Boscoscuro									
lap	Sect-1	Speed	Sect-2	Speed	Sect-3	Speed	TopSpeed	laptime	pit	lap	Sect-1	Speed	Sect-2	Speed	Sect-3	Speed	Topspeed	laptime	pit
1	Pit Out	81.9	37.105	100.2	48.192			2:10.424		13	35.042	96.9	30.300	117.4	40.475		285.0	1:45.817	
2	40.549	89.3	35.017	110.0	Pit In		255.3	2:11.535		14	34.849	96.2	32.648	116.9	Pit In		285.0	2:01.233	
3	Pit Out	84.7	35.258	104.0	46.672			7:23.125		15	Pit Out	94.7	30.760	119.1	40.883			20:43.286	
4	39.785	89.3	34.254	104.5	Pit In		264.1	2:09.886		16	34.156	103.9	29.594	120.7	40.170		285.0	1:43.920	
5	Pit Out	84.6	34.423	105.1	45.625			6:51.982		17	34.072	102.4	29.727	121.1	39.811		279.8	1:43.610	
6	39.272	88.5	33.625	106.0	Pit In		264.7	2:06.890		18	33.870	102.3	29.641	120.3	39.636		283.5	1:43.147	
7	Pit Out	87.3	33.911	103.9	45.204			6:56.882		19	35.231	98.5	30.165	120.1	Pit In		283.5	2:00.007	
8	38.667	88.5	33.215	104.2	Pit In		272.0	2:04.219		20	Pit Out	97.4	30.401	119.2	40.266			16:23.927	
9	Pit Out	88.2	33.323	113.6	43.924			19:40.504		21	33.915	<u>104.4</u>	29.993	119.6	40.092		<u>287.2</u>	1:44.000	
10	36.915	92.5	31.490	117.0	42.041		283.5	1:50.446		22	33.901	100.5	29.601	<u>122.6</u>	39.659		285.7	1:43.161	
11	36.039	95.6	30.944	116.9	41.471		284.2	1:48.454		23	<u>33.764</u>	100.6	<u>29.559</u>	122.2	<u>39.569</u>		286.5	<u>1:42.892</u>	
12	35.052	101.4	30.660	115.4	40.845		284.2	1:46.557		24	33.931	101.7	30.799	121.3	Pit In		<u>287.2</u>	1:57.387	

32 Luca Lunetta										Boscoscuro									
lap	Sect-1	Speed	Sect-2	Speed	Sect-3	Speed	TopSpeed	laptime	pit	lap	Sect-1	Speed	Sect-2	Speed	Sect-3	Speed	Topspeed	laptime	pit
1	Pit Out	93.8	34.814	105.8	43.903			1:57.630		10	<u>34.600</u>	<u>115.6</u>	35.970	<u>118.4</u>	41.667		286.5	1:52.237	
2	37.012	94.7	32.404	110.3	42.403		279.8	1:51.819		11	34.987	103.3	30.909	116.8	41.187		285.0	1:47.083	
3	35.554	100.5	31.472	112.3	41.984		283.5	1:49.010		12	34.647	108.9	31.092	116.1	41.320		284.2	1:47.059	
4	35.069	105.3	31.140	112.7	41.522		283.5	1:47.731		13	34.643	98.5	<u>30.489</u>	115.1	<u>41.185</u>		285.0	<u>1:46.317</u>	
5	35.119	102.1	30.860	115.0	41.234		285.0	1:47.213		14	34.730	101.6	30.755	113.9	41.456		285.0	1:46.941	
6	34.794	102.7	30.654	114.2	41.278		285.7	1:46.726		15	34.894	97.4	35.605	112.9	Pit In		<u>288.0</u>	2:03.551	
7	34.925	101.0	30.641	114.9	41.401		284.2	1:46.967		16	Pit Out	105.2	32.603	111.5	41.716			15:26.224	
8	34.849	103.9	31.784	114.5	41.944		282.0	1:48.577		17	35.027	99.1	30.990	111.9	41.313		286.5	1:47.330	
9	34.997	103.4	30.739	117.3	41.238		283.5	1:46.974		18									

36 Angel Piqueras										Kalex									
lap	Sect-1	Speed	Sect-2	Speed	Sect-3	Speed	TopSpeed	laptime	pit	lap	Sect-1	Speed	Sect-2	Speed	Sect-3	Speed	Topspeed	laptime	pit
1	Pit Out	92.6	34.061	109.0	42.308			1:54.709		4	34.784	100.0	<u>30.457</u>	<u>115.0</u>	<u>40.807</u>		<u>281.3</u>	<u>1:46.048</u>	
2	35.470	98.7	31.187	113.2	41.229		<u>281.3</u>	1:47.886		5	<u>34.526</u>	<u>106.5</u>	31.934	112.6	Pit In		280.5	2:00.618	
3	35.115	100.7	30.804	113.3	41.021		274.8	1:46.940		6	Pit Out	95.9	31.384	114.3	41.236			13:50.765	

44 Aron Canet										Boscoscuro									
lap	Sect-1	Speed	Sect-2	Speed	Sect-3	Speed	TopSpeed	laptime	pit	lap	Sect-1	Speed	Sect-2	Speed	Sect-3	Speed	Topspeed	laptime	pit
1	Pit Out	91.8	32.785	115.1	43.206			1:53.845		6	34.051	105.4	29.844	120.5	40.180		282.7	1:44.075	
2	35.094	102.7	30.504	117.9	40.624		272.7	1:46.222		7	33.873	<u>115.1</u>	32.476	<u>123.9</u>	Pit In		282.0	2:03.010	
3	34.355	109.3	30.225	121.6	40.222		282.0	1:44.802		8	Pit Out	102.9	31.275	119.3	40.639			18:58.410	
4	34.107	107.5	29.884	119.6	40.143		<u>283.5</u>	1:44.134		9	34.226	100.4	29.786	119.7	40.148		<u>283.5</u>	1:44.160	
5	34.283	104.1	30.002	119.1	40.153		282.0	1:44.438		10	34.038	104.9	<u>29.770</u>	123.0	<u>40.099</u>		<u>283.5</u>	<u>1:43.907</u>	



MOTO2 - MOTO3 TEST - PORTIMAO 2026

Test Day

9 - 12 February 2026

Laps and Sector Times - MOTO2 TEST - 12-02-2026

Autodromo Internacional Algarve - 4592mtr.

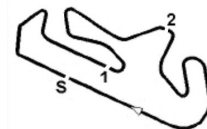
53 Deniz Oncu										Boscoscuro									
lap	Sect-1	Speed	Sect-2	Speed	Sect-3	Speed	TopSpeed	laptime	pit	lap	Sect-1	Speed	Sect-2	Speed	Sect-3	Speed	Topspeed	laptime	pit
1	Pit Out	99.5	32.022	118.3	42.339			1:55.666		7	34.389	100.7	32.759	119.6	44.187		282.7	1:51.335	
2	35.673	102.8	30.549	121.3	41.077		279.8	1:47.299		8	34.452	105.0	30.114	121.2	<u>40.063</u>		285.0	1:44.629	
3	34.760	<u>109.6</u>	30.808	120.1	40.710		279.1	1:46.278		9	34.785	104.8	30.486	120.7	Pit In		285.0	1:56.831	
4	34.977	99.8	30.218	122.3	40.856		280.5	1:46.051		10	Pit Out	101.6	31.802	121.6	40.441			11:33.198	
5	34.562	108.4	30.113	122.0	40.823		280.5	1:45.498		11	<u>34.302</u>	105.0	30.141	<u>124.0</u>	40.119		285.7	<u>1:44.562</u>	
6	37.657	100.7	<u>30.022</u>	120.3	40.507		282.7	1:48.186		12	34.431	105.3	1:56.966	108.1	42.583		285.7	3:13.980	

54 Alberto Ferrandez										Boscoscuro									
lap	Sect-1	Speed	Sect-2	Speed	Sect-3	Speed	TopSpeed	laptime	pit	lap	Sect-1	Speed	Sect-2	Speed	Sect-3	Speed	Topspeed	laptime	pit
1	Pit Out	77.7	39.632	87.3	49.763			2:12.622		16	38.219	92.2	33.665	107.7	45.514		270.0	1:57.398	
2	41.261	80.5	36.533	96.4	47.620		238.4	2:05.414		17	37.791	89.3	33.190	107.6	45.027		271.4	1:56.008	
3	40.398	80.9	35.768	97.9	47.126		259.0	2:03.292		18	39.331	88.1	34.808	110.4	Pit In		273.4	2:10.822	
4	39.317	84.4	34.863	100.6	46.285		262.8	2:00.465		19	Pit Out	95.6	31.221	117.0	41.461			1:21:43.093	
5	38.761	88.2	34.902	99.5	46.200		270.0	1:59.863		20	35.552	98.2	30.463	117.8	40.949		280.5	1:46.964	
6	38.745	87.2	34.644	101.3	45.943		271.4	1:59.332		21	35.039	98.2	30.209	<u>121.3</u>	40.807		282.0	1:46.055	
7	40.188	85.3	35.963	99.6	Pit In		272.7	2:11.443		22	34.597	102.4	30.297	114.8	40.565		283.5	1:45.459	
8	Pit Out	82.9	35.124	98.5	46.107			14:22.509		23	34.469	102.9	<u>29.971</u>	118.2	40.394		285.0	1:44.834	
9	38.449	87.7	34.372	97.9	46.933		274.1	1:59.754		24	34.240	100.1	30.231	115.6	40.400		285.7	1:44.871	
10	38.845	88.0	35.033	93.5	45.837		261.5	1:59.715		25	35.703	100.5	31.125	112.9	Pit In		285.7	1:57.200	
11	37.682	94.0	33.766	106.5	45.084		275.5	1:56.532		26	Pit Out	97.2	32.783	114.9	40.769			12:27.600	
12	37.720	91.5	33.597	107.7	45.145		274.8	1:56.462		27	34.606	98.8	30.077	116.0	40.231		286.5	1:44.914	
13	39.958	91.9	35.497	100.7	Pit In		252.3	2:09.118		28	35.152	96.7	30.126	113.9	40.295		<u>288.0</u>	1:45.573	
14	Pit Out	86.2	34.342	105.2	47.118			14:20.759		29	34.405	103.0	30.021	116.6	<u>40.057</u>		286.5	<u>1:44.483</u>	
15	39.159	90.2	34.343	101.6	46.209		270.0	1:59.711		30									

64 Mario Suryo Aji										Kalex									
lap	Sect-1	Speed	Sect-2	Speed	Sect-3	Speed	TopSpeed	laptime	pit	lap	Sect-1	Speed	Sect-2	Speed	Sect-3	Speed	Topspeed	laptime	pit
1	Pit Out	96.3	30.914	117.0	40.996			1:55.420		4	34.638	104.8	<u>29.907</u>	120.4	<u>40.076</u>		280.5	1:44.621	
2	34.974	104.8	30.194	120.7	40.179		<u>281.3</u>	1:45.347		5	34.138	105.2	30.083	<u>123.4</u>	40.328		<u>281.3</u>	1:44.549	
3	34.427	102.9	29.976	119.6	40.145		<u>281.3</u>	<u>1:44.548</u>		6									

71 Ayumu Sasaki										Kalex									
lap	Sect-1	Speed	Sect-2	Speed	Sect-3	Speed	TopSpeed	laptime	pit	lap	Sect-1	Speed	Sect-2	Speed	Sect-3	Speed	Topspeed	laptime	pit
1	Pit Out	87.8	33.813	113.1	42.642			1:58.568		10	Pit Out	100.2	30.780	122.4	40.986			16:12.039	
2	36.178	97.9	31.265	116.9	41.052		268.0	1:48.495		11	34.364	103.9	30.234	121.3	40.510		281.3	1:45.108	
3	35.459	91.7	30.606	121.2	40.654		281.3	1:46.719		12	<u>33.929</u>	<u>112.6</u>	31.168	122.2	40.520		284.2	1:45.617	
4	34.715	99.6	30.060	123.9	40.489		282.7	1:45.264		13	34.219	103.1	30.235	123.6	40.672		285.0	1:45.126	
5	34.384	101.7	29.953	122.0	40.416		281.3	1:44.753		14	34.334	105.5	29.965	124.1	<u>40.022</u>		282.7	1:44.321	
6	34.209	101.9	29.834	120.8	40.292		284.2	1:44.335		15	34.070	103.3	<u>29.759</u>	124.3	40.190		<u>288.8</u>	<u>1:44.019</u>	
7	34.381	102.9	30.176	118.7	40.460		283.5	1:45.017		16	34.039	103.9	29.868	<u>125.4</u>	40.351		285.7	1:44.258	
8	34.295	103.4	30.104	123.6	40.711		282.7	1:45.110		17	34.162	99.2	30.065	121.9	40.218		287.2	1:44.445	
9	37.631	101.5	31.269	120.5	Pit In		268.0	2:05.862		18	34.003	104.3	29.816	120.5	40.267		<u>288.8</u>	1:44.086	

72 Taiyo Furusato										Kalex									
lap	Sect-1	Speed	Sect-2	Speed	Sect-3	Speed	TopSpeed	laptime	pit	lap	Sect-1	Speed	Sect-2	Speed	Sect-3	Speed	Topspeed	laptime	pit
1	Pit Out	91.5	33.331	106.5	42.924			1:57.859		5	37.222	100.5	30.847	113.6	<u>41.105</u>		<u>282.0</u>	1:49.174	
2	36.695	95.3	31.636	109.9	41.737		277.6	1:50.068		6	35.066	100.2	<u>30.571</u>	<u>114.5</u>	41.191		<u>282.0</u>	<u>1:46.828</u>	
3	35.587	99.4	31.032	113.1	41.384		272.0	1:48.003		7	<u>34.895</u>	<u>103.6</u>	30.805	113.8	41.132		279.8	1:46.832	
4	35.067	102.5	30.939	112.3	41.111		281.3	1:47.117		8	36.606	96.3	31.945	103.3	Pit In		281.3	2:03.313	



MOTO2 - MOTO3 TEST - PORTIMAO 2026

Test Day

9 - 12 February 2026

Laps and Sector Times - MOTO2 TEST - 12-02-2026

Autodromo Internacional Algarve - 4592mtr.

80 David Alonso									Kalex										
lap	Sect-1	Speed	Sect-2	Speed	Sect-3	Speed	TopSpeed	laptime	pit	lap	Sect-1	Speed	Sect-2	Speed	Sect-3	Speed	Topspeed	laptime	pit
1	Pit Out	90.9	31.673	112.0	41.594			1:57.325		2	34.701	100.5	<u>30.209</u>	<u>116.1</u>	<u>40.334</u>		<u>285.7</u>	<u>1:45.244</u>	

81 Senna Agius									Kalex										
lap	Sect-1	Speed	Sect-2	Speed	Sect-3	Speed	TopSpeed	laptime	pit	lap	Sect-1	Speed	Sect-2	Speed	Sect-3	Speed	Topspeed	laptime	pit
1	Pit Out	91.4	32.927	113.7	42.297			1:54.325		10	33.909	108.8	29.961	116.1	40.166		281.3	1:44.036	
2	35.312	102.1	30.463	116.4	40.679		279.1	1:46.454		11	35.465	105.0	30.358	111.7	Pit In		281.3	1:57.230	
3	34.591	106.3	30.413	118.9	40.572		279.8	1:45.576		12	Pit Out	98.5	30.744	121.3	40.828			20:05.530	
4	34.478	107.8	29.969	114.8	40.313		279.1	1:44.760		13	34.059	102.9	29.698	<u>125.7</u>	40.309		285.0	1:44.066	
5	34.223	101.7	29.736	117.3	40.092		279.8	1:44.051		14	34.045	109.0	29.852	121.6	40.093		282.0	1:43.990	
6	34.047	110.4	31.150	114.8	40.798		282.7	1:45.995		15	34.025	100.6	29.619	120.9	40.037		283.5	1:43.681	
7	34.110	107.6	30.154	122.4	40.388		282.0	1:44.652		16	33.805	103.6	<u>29.468</u>	122.3	39.963		283.5	<u>1:43.236</u>	
8	34.053	106.1	29.851	113.3	40.079		282.0	1:43.983		17	33.956	105.3	29.479	118.3	<u>39.846</u>		282.7	1:43.281	
9	<u>33.611</u>	<u>114.8</u>	30.408	119.2	40.199		281.3	1:44.218		18	33.798	105.6	29.688	120.8	39.873		285.0	1:43.359	

84 Zonta van den Goorbergh									Kalex										
lap	Sect-1	Speed	Sect-2	Speed	Sect-3	Speed	TopSpeed	laptime	pit	lap	Sect-1	Speed	Sect-2	Speed	Sect-3	Speed	Topspeed	laptime	pit
1	Pit Out	95.1	32.186	116.8	42.568			1:51.533		9	34.471	101.2	29.666	122.7	39.889		280.5	1:44.026	
2	35.894	105.2	31.167	120.4	40.953		270.7	1:48.014		10	34.249	104.0	29.622	123.9	39.841		280.5	1:43.712	
3	34.786	105.5	30.511	121.8	40.580		277.6	1:45.877		11	34.451	101.6	30.014	120.4	39.951		281.3	1:44.416	
4	34.774	101.3	29.867	123.7	40.034		279.1	1:44.675		12	34.240	103.3	29.699	121.6	<u>39.710</u>		279.8	1:43.649	
5	34.471	101.2	29.799	123.4	39.978		277.6	1:44.248		13	34.148	103.6	<u>29.491</u>	124.7	39.807		280.5	<u>1:43.446</u>	
6	34.245	<u>106.7</u>	29.849	124.0	40.176		278.4	1:44.270		14	<u>34.145</u>	104.3	29.644	123.4	39.892		<u>282.0</u>	1:43.681	
7	34.377	104.1	29.682	<u>125.7</u>	Pit In		278.4	1:56.666		15	35.523	102.0	31.006	119.3	Pit In		278.4	1:58.037	
8	Pit Out	96.6	30.286	120.8	40.226			16:35.170		16									

95 Collin Veijer									Kalex										
lap	Sect-1	Speed	Sect-2	Speed	Sect-3	Speed	TopSpeed	laptime	pit	lap	Sect-1	Speed	Sect-2	Speed	Sect-3	Speed	Topspeed	laptime	pit
1	Pit Out	77.1	39.105	89.2	49.737			2:11.492		9	33.913	<u>107.4</u>	29.839	111.3	39.947		280.5	1:43.699	
2	40.233	84.1	36.090	97.6	47.651		268.7	2:03.974		10	34.050	102.2	29.750	<u>117.6</u>	39.874		280.5	1:43.674	
3	39.566	86.6	35.851	96.9	47.044		276.2	2:02.461		11	33.927	101.8	29.804	116.5	39.767		282.7	1:43.498	
4	39.239	87.9	35.214	96.9	46.557		276.2	2:01.010		12	34.016	103.1	29.708	116.9	39.743		284.2	1:43.467	
5	40.672	83.5	36.642	96.3	Pit In		277.6	2:19.646		13	34.007	101.7	<u>29.699</u>	116.6	<u>39.681</u>		<u>285.7</u>	<u>1:43.387</u>	
6	Pit Out	93.0	31.561	110.8	41.298			2:05:13.609		14	34.239	102.0	29.862	115.4	39.747		285.0	1:43.848	
7	34.775	100.3	30.319	111.3	40.426		279.8	1:45.520		15	<u>33.910</u>	106.3	29.809	115.5	Pit In		282.7	1:58.587	
8	34.320	101.2	29.897	117.0	40.090		281.3	1:44.307		16	Pit Out	94.2	32.616	108.1	42.680			13:13.973	

98 Jose Antonio Rueda									Kalex										
lap	Sect-1	Speed	Sect-2	Speed	Sect-3	Speed	TopSpeed	laptime	pit	lap	Sect-1	Speed	Sect-2	Speed	Sect-3	Speed	Topspeed	laptime	pit
1	Pit Out	88.2	<u>33.526</u>	<u>99.4</u>	<u>43.200</u>			1:55.795		2									

99 Adrian Huertas									Kalex										
lap	Sect-1	Speed	Sect-2	Speed	Sect-3	Speed	TopSpeed	laptime	pit	lap	Sect-1	Speed	Sect-2	Speed	Sect-3	Speed	Topspeed	laptime	pit
1	Pit Out	89.8	32.260	115.5	40.900			1:52.665		6	34.226	101.7	<u>29.744</u>	<u>123.3</u>	40.377		<u>280.5</u>	1:44.347	
2	34.899	100.2	30.424	115.6	39.988		277.6	1:45.311		7	34.200	100.8	29.785	122.2	<u>39.977</u>		279.8	<u>1:43.962</u>	
3	34.143	<u>116.6</u>	35.843	120.7	40.401		279.8	1:50.387		8	<u>34.020</u>	105.1	29.878	118.8	40.101		278.4	1:43.999	
4	34.756	107.0	30.653	119.3	40.055		<u>280.5</u>	1:45.464		9	36.328	93.6	33.367	118.0	Pit In		277.6	2:03.328	
5	34.396	99.5	29.962	119.1	40.398		279.1	1:44.756		10	Pit Out	91.7	45.027	52.1	Pit In			27:57.643	