

MOTO2 - MOTO3 TEST - PORTIMAO 2026

Test Day

9 - 12 February 2026

Laps and Sector Times - MOTO2 TEST - 11-02-2026

Autodromo Internacional Algarve - 4592mtr.

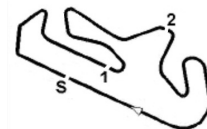
4 Ivan Ortola										Kalex									
lap	Sect-1	Speed	Sect-2	Speed	Sect-3	Speed	TopSpeed	laptime	pit	lap	Sect-1	Speed	Sect-2	Speed	Sect-3	Speed	Topspeed	laptime	pit
1	Pit Out	78.1	41.623	90.9	53.594			2:20.975		10	38.496	92.2	34.489	105.3	45.525		274.8	1:58.510	
2	43.956	81.5	40.465	89.7	51.957		248.3	2:16.378		11	38.421	91.8	34.211	104.7	45.226		274.8	1:57.858	
3	44.457	77.6	40.436	90.8	Pit In		255.3	2:28.072		12	37.882	94.0	<u>33.860</u>	104.7	45.164		276.2	1:56.906	
4	Pit Out	67.7	42.182	88.9	54.147			33:27.530		13	37.847	94.8	34.081	105.4	45.224		275.5	1:57.152	
5	44.710	78.0	40.171	95.3	51.828		247.7	2:16.709		14	<u>37.601</u>	95.9	33.888	<u>108.0</u>	45.691		<u>277.6</u>	1:57.180	
6	43.521	81.0	40.863	91.8	51.220		257.8	2:15.604		15	37.810	<u>97.0</u>	33.913	106.4	<u>45.074</u>		275.5	<u>1:56.797</u>	
7	42.607	84.0	39.236	91.3	50.937		259.6	2:12.780		16	40.080	89.0	36.289	96.6	Pit In		273.4	2:15.184	
8	42.156	81.8	38.695	96.5	Pit In		258.4	2:21.959		17	Pit Out	84.8	38.431	94.2	48.165			32:02.643	
9		87.2	36.135	101.8	46.352			3:02:56.232		18									

9 Jorge Navarro										Forward									
lap	Sect-1	Speed	Sect-2	Speed	Sect-3	Speed	TopSpeed	laptime	pit	lap	Sect-1	Speed	Sect-2	Speed	Sect-3	Speed	Topspeed	laptime	pit
1	Pit Out	79.2	39.130	99.4	49.445			2:13.578		6	40.353	87.3	36.149	99.1	46.965		251.2	2:03.467	
2	41.638	84.0	37.763	99.5	48.218		241.1	2:07.619		7	<u>39.945</u>	87.2	<u>35.558</u>	<u>105.7</u>	<u>46.751</u>		<u>252.3</u>	<u>2:02.254</u>	
3	40.498	88.5	36.788	102.3	47.279		251.7	2:04.565		8	41.802	<u>89.0</u>	36.919	99.2	Pit In		243.2	2:19.519	
4	41.128	84.9	37.090	103.9	Pit In		250.6	2:21.646		9	Pit Out	82.2	36.908	101.4	Pit In			4:53.492	
5	Pit Out	81.8	37.276	100.9	47.548			25:11.929		10									

11 Alex Escrig										Forward									
lap	Sect-1	Speed	Sect-2	Speed	Sect-3	Speed	TopSpeed	laptime	pit	lap	Sect-1	Speed	Sect-2	Speed	Sect-3	Speed	Topspeed	laptime	pit
1	Pit Out	68.2	43.101	85.4	Pit In			2:43.810		3	<u>43.878</u>	<u>81.1</u>	<u>38.858</u>	<u>93.6</u>	Pit In		<u>227.4</u>	2:31.066	
2	Pit Out	75.6	43.012	86.1	<u>52.434</u>			5:00.164		4									

14 Tony Arbolino										Kalex									
lap	Sect-1	Speed	Sect-2	Speed	Sect-3	Speed	TopSpeed	laptime	pit	lap	Sect-1	Speed	Sect-2	Speed	Sect-3	Speed	Topspeed	laptime	pit
1	Pit Out	78.5	40.900	94.1	52.104			2:16.893		19	Pit Out	82.8	39.107	99.1	50.815			23:33.613	
2	43.519	82.6	39.287	93.8	51.132		245.5	2:13.938		20	41.770	87.6	37.799	99.4	49.203		260.9	2:08.772	
3	42.204	86.7	39.607	92.6	51.165		254.7	2:12.976		21	40.323	91.3	36.835	102.6	48.175		266.0	2:05.333	
4	42.410	84.0	39.192	96.4	50.314		257.8	2:11.916		22	40.261	90.7	36.593	102.2	48.213		267.3	2:05.067	
5	41.731	84.4	38.583	99.1	51.587		261.5	2:11.901		23	42.666	87.5	38.786	90.9	Pit In		259.6	2:22.064	
6	42.189	84.8	38.844	95.8	50.187		262.8	2:11.220		24	Pit Out	83.1	38.214	97.5	48.401			35:04.517	
7	41.811	84.2	38.682	99.4	50.158		262.8	2:10.651		25	40.404	92.1	36.475	102.2	47.813		267.3	2:04.692	
8	41.715	84.6	38.204	99.4	49.295		262.1	2:09.214		26	40.246	95.2	36.113	103.5	47.485		262.8	2:03.844	
9	41.282	86.9	37.841	102.7	49.255		264.1	2:08.378		27	39.810	93.4	36.787	104.7	47.668		265.4	2:04.265	
10	43.807	82.6	40.213	96.3	Pit In		263.4	2:29.203		28	39.891	95.2	36.291	105.6	47.251		268.7	2:03.433	
11	Pit Out	83.3	40.219	94.2	50.698			27:29.767		29	39.590	93.2	<u>35.722</u>	105.4	<u>47.032</u>		269.3	<u>2:02.344</u>	
12	41.730	87.0	38.107	99.4	49.605		262.8	2:09.442		30	<u>39.071</u>	<u>102.8</u>	39.296	98.4	Pit In		<u>272.0</u>	2:16.567	
13	40.786	89.0	37.616	99.5	48.804		268.0	2:07.206		31	Pit Out	85.0	38.937	96.2	49.814			25:10.691	
14	40.547	89.7	37.211	101.5	48.577		268.0	2:06.335		32	41.145	88.5	37.150	102.5	47.960		260.9	2:06.255	
15	40.284	91.8	36.953	101.3	48.051		262.8	2:05.288		33	40.001	93.7	36.155	103.8	47.733		259.0	2:03.889	
16	39.991	92.2	36.428	103.3	47.831		268.7	2:04.250		34	39.873	94.7	36.214	104.4	47.301		264.7	2:03.388	
17	39.856	94.0	36.281	<u>105.7</u>	47.810		266.0	2:03.947		35	39.714	93.5	35.969	103.9	47.505		268.0	2:03.188	
18	46.718	85.2	38.672	100.9	Pit In		264.1	2:28.844		36	50.267	80.5	42.201	95.7	Pit In		252.9	2:35.774	

16 Joe Roberts										Kalex									
lap	Sect-1	Speed	Sect-2	Speed	Sect-3	Speed	TopSpeed	laptime	pit	lap	Sect-1	Speed	Sect-2	Speed	Sect-3	Speed	Topspeed	laptime	pit
1	Pit Out	75.0	41.020	92.5	52.366			2:20.771		6	40.695	85.4	36.811	103.3	47.688		258.4	2:05.194	
2	43.023	82.8	38.784	97.6	50.473		230.8	2:12.280		7	40.459	89.4	36.110	<u>106.3</u>	47.150		261.5	2:03.719	
3	41.701	86.1	37.593	99.2	48.892		251.7	2:08.186		8	40.292	89.0	36.737	105.3	48.746		260.2	2:05.775	
4	41.252	86.8	36.934	105.0	47.969		251.7	2:06.155		9	40.054	<u>91.0</u>	36.166	103.2	<u>46.884</u>		264.7	<u>2:03.104</u>	



MOTO2 - MOTO3 TEST - PORTIMAO 2026

Test Day

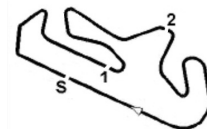
9 - 12 February 2026

Laps and Sector Times - MOTO2 TEST - 11-02-2026

Autodromo Internacional Algarve - 4592mtr.

2	39:17.685	78.1	42.681	80.1	53.894	229.8	40:54.260	37	41.988	90.0	38.759	93.2	50.583	271.4	2:11.330
3	43.834	77.8	40.813	87.7	51.676	255.3	2:16.323	38	41.861	84.8	37.976	92.9	49.879	276.9	2:09.716
4	44.216	84.0	39.589	84.8	50.841	266.0	2:14.646	39	48.834	84.7	38.173	91.9	49.411	279.8	2:16.418
5	41.966	82.0	38.455	92.4	49.840	268.7	2:10.261	40	41.086	86.7	37.367	93.4	48.925	279.8	2:07.378
6	40.696	97.2	39.386	92.3	49.255	274.8	2:09.337	41	42.352	87.9	37.371	95.6	49.107	<u>282.0</u>	2:08.830
7	40.974	90.7	38.777	87.4	49.931	273.4	2:09.682	42	40.686	84.4	37.031	92.4	48.459	279.1	2:06.176
8	41.488	86.7	38.264	92.7	49.339	259.0	2:09.091	43	40.587	88.8	37.070	94.7	48.466	278.4	2:06.123
9	41.425	87.9	38.069	91.8	49.462	262.8	2:08.956	44	40.320	86.7	37.109	94.7	48.767	279.1	2:06.196
10	41.278	85.0	37.783	93.6	48.978	276.2	2:08.039	45	40.568	87.3	36.957	94.9	48.401	279.1	2:05.926
11	41.158	87.0	37.879	94.9	49.258	272.7	2:08.295	46	40.392	91.1	36.978	93.8	47.988	277.6	2:05.358
12	41.423	84.0	38.093	92.1	49.757	265.4	2:09.273	47	44.679	81.9	39.428	91.8	Pit In	278.4	2:24.528
13	41.847	84.0	38.447	92.3	Pit In	260.9	2:24.926	48	Pit Out	85.2	38.748	91.8	49.890		16:38.620
14	Pit Out	85.9	41.881	86.7	51.917		1:37:39.223	49	40.672	87.6	37.319	96.8	48.848	275.5	2:06.839
15	43.499	82.1	39.357	93.2	50.223	270.7	2:13.079	50	40.186	87.7	36.367	94.7	48.036	279.8	2:04.589
16	41.621	84.5	37.966	93.7	49.220	269.3	2:08.807	51	39.747	90.8	36.238	96.4	47.653	276.2	2:03.638
17	41.234	85.3	37.918	93.2	49.963	273.4	2:09.115	52	39.513	91.8	36.062	98.0	47.471	276.9	2:03.046
18	41.091	86.0	37.427	92.8	49.252	275.5	2:07.770	53	39.236	93.3	35.810	94.7	47.270	278.4	2:02.316
19	44.125	89.6	38.103	90.3	49.275	278.4	2:11.503	54	39.247	90.5	36.028	97.6	47.024	279.8	2:02.299
20	40.959	89.8	37.806	95.8	48.871	272.0	2:07.636	55	39.193	93.9	36.036	97.8	47.327	278.4	2:02.556
21	41.084	85.4	37.554	93.4	48.784	268.7	2:07.422	56	39.078	96.0	35.821	95.6	46.610	274.8	2:01.509
22	42.014	84.9	38.102	95.1	49.909	272.7	2:10.025	57	39.168	91.1	39.217	81.6	55.029	278.4	2:13.414
23	41.418	85.8	37.488	95.6	51.065	268.7	2:09.971	58	39.779	88.8	35.985	98.8	46.912	274.8	2:02.676
24	41.619	87.8	37.929	90.3	49.873	274.8	2:09.421	59	38.839	92.8	35.847	98.2	47.260	277.6	2:01.946
25	41.578	84.6	37.934	94.4	50.331	274.8	2:09.843	60	42.356	86.5	38.565	91.8	Pit In	274.8	2:21.564
26	41.266	86.4	37.748	96.1	49.195	274.8	2:08.209	61	Pit Out	82.5	38.889	93.5	49.584		14:01.233
27	41.574	86.1	37.493	96.5	49.020	277.6	2:08.087	62	40.405	87.6	36.962	97.5	47.940	274.1	2:05.307
28	41.041	87.9	37.449	95.0	48.894	274.1	2:07.384	63	42.651	86.1	36.676	97.3	47.336	279.1	2:06.663
29	40.967	88.5	37.051	96.1	48.747	268.0	2:06.765	64	39.397	90.7	35.917	98.9	46.812	276.9	2:02.126
30	40.691	87.4	37.033	92.8	48.968	279.8	2:06.692	65	38.883	95.3	35.373	98.9	46.469	280.5	2:00.725
31	40.629	92.4	37.356	94.2	49.090	279.1	2:07.075	66	38.672	95.2	35.662	100.7	46.382	278.4	2:00.716
32	41.197	86.1	37.331	94.6	49.451	270.7	2:07.979	67	38.649	<u>97.4</u>	35.376	96.9	<u>45.912</u>	280.5	1:59.937
33	40.939	87.2	37.030	94.2	48.823	272.0	2:06.792	68	<u>38.384</u>	95.3	<u>35.097</u>	<u>101.0</u>	45.997	280.5	<u>1:59.478</u>
34	40.829	91.5	37.359	93.6	48.690	269.3	2:06.878	69	47.367	81.6	40.434	87.9	Pit In	260.2	2:30.594
35	42.394	87.1	40.616	88.3	Pit In	253.5	2:27.326	70							

36 Angel Piqueras										Kalex										
lap	Sect-1	Speed	Sect-2	Speed	Sect-3	Speed	TopSpeed	laptime	pit	lap	Sect-1	Speed	Sect-2	Speed	Sect-3	Speed	Topspeed	laptime	pit	
1	Pit Out	80.4	41.358	92.3	53.270			2:17.671		11	39.619	91.8	35.866	104.1	46.581		271.4	2:02.066		
2	44.486	84.0	39.431	95.3	51.397		240.0	2:15.314		12	39.206	92.8	35.050	104.7	45.967		270.7	2:00.223		
3	41.975	88.6	38.576	99.2	Pit In		260.9	2:25.787		13	42.532	82.1	38.015	101.3	Pit In		267.3	2:20.680		
4	Pit Out	81.6	39.950	95.5	51.561			21:49.320		14	Pit Out	85.0	37.061	102.7	47.091			2:14:58.807		
5	42.583	85.2	37.916	99.0	49.315		246.6	2:09.814		15	39.986	90.2	35.353	103.5	45.973		266.7	2:01.312		
6	41.299	89.0	37.170	98.6	48.886		264.7	2:07.355		16	38.610	92.0	34.503	106.1	45.316		273.4	1:58.429		
7	21:48.336	84.9	38.789	97.1	49.809		269.3	1:23:16.934		17	<u>38.119</u>	<u>93.6</u>	<u>34.170</u>	<u>109.9</u>	<u>45.267</u>		<u>276.2</u>	<u>1:57.556</u>		
8	42.268	88.7	37.178	100.0	48.433		269.3	2:07.879		18	40.756	88.1	37.425	101.6	Pit In		273.4	2:17.199		
9	40.308	88.2	35.941	105.5	47.155		270.0	2:03.404		19	Pit Out	86.5							4:25.769	
10	39.450	90.8	35.452	103.5	47.061		272.7	2:01.963		20										



MOTO2 - MOTO3 TEST - PORTIMAO 2026

Test Day

9 - 12 February 2026

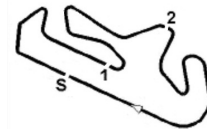
Laps and Sector Times - MOTO2 TEST - 11-02-2026

Autodromo Internacional Algarve - 4592mtr.

54 Alberto Ferrandez										Boscoscuro									
lap	Sect-1	Speed	Sect-2	Speed	Sect-3	Speed	TopSpeed	laptime	pit	lap	Sect-1	Speed	Sect-2	Speed	Sect-3	Speed	Topspeed	laptime	pit
1	Pit Out	60.0	48.816	75.6	1:00.455			2:39.171		30	39.925	83.8	35.936	100.4	47.270		257.8	2:03.131	
2	48.639	70.2	43.948	80.9	55.870		211.8	2:28.457		31	42.947	83.1	36.880	97.2	Pit In		237.9	2:17.268	
3	46.608	71.1	42.887	81.2	55.513		202.2	2:25.008		32	Pit Out	81.1	37.222	97.1	47.952			28:43.785	
4	46.057	71.5	42.568	83.3	53.889		212.2	2:22.514		33	39.878	85.0	36.178	98.2	47.092		263.4	2:03.148	
5	45.339	75.9	41.385	82.9	53.306		216.4	2:20.030		34	39.389	86.7	35.574	99.4	46.370		264.7	2:01.333	
6	44.635	77.4	40.979	84.4	52.722		222.2	2:18.336		35	38.897	87.1	35.139	101.8	46.185		272.7	2:00.221	
7	44.905	72.8	40.817	84.2	52.681		231.8	2:18.403		36	39.258	89.0	34.981	102.5	46.027		266.7	2:00.266	
8	43.864	78.1	40.272	86.7	51.693		225.9	2:15.829		37	38.577	89.3	34.898	100.7	45.791		272.0	1:59.266	
9	43.727	77.0	40.423	88.0	52.215		228.3	2:16.365		38	39.803	84.4	35.771	100.7	Pit In		266.7	2:12.010	
10	46.633	74.1	42.953	83.0	Pit In		230.8	2:35.048		39	Pit Out	83.9	36.067	98.8	46.384			30:44.380	
11	Pit Out	73.6	41.230	83.1	56.323			25:33.340		40	39.243	85.9	35.151	100.7	Pit In		268.7	4:32.157	
12	43.967	79.8	41.065	84.4	52.406		228.8	2:17.438		41	Pit Out	87.0	34.836	101.5	45.563			11:10.308	
13	43.584	76.4	39.675	88.5	51.656		234.8	2:14.915		42	38.311	88.5	34.514	100.4	45.479		276.2	1:58.304	
14	14:19.249	73.0	42.741	82.7	53.787		233.3	2:15:55.777		43	37.990	89.4	34.251	103.2	45.386		274.8	1:57.627	
15	43.823	74.6	40.438	84.8	52.415		230.3	2:16.676		44	38.188	87.7	34.413	103.4	<u>45.332</u>		275.5	1:57.933	
16	43.253	76.5	40.060	88.7	51.439		238.4	2:14.752		45	37.741	90.8	34.134	101.2	45.371		273.4	1:57.246	
17	42.843	77.8	39.306	88.4	50.492		233.8	2:12.641		46	<u>37.724</u>	<u>95.1</u>	<u>34.034</u>	<u>104.9</u>	45.403		272.0	<u>1:57.161</u>	
18	42.610	77.7	39.231	88.7	50.400		246.6	2:12.241		47	39.379	93.3	36.636	101.2	Pit In		272.7	2:12.440	
19	42.355	78.5	38.777	92.2	50.066		246.0	2:11.198		48	Pit Out	82.9	37.249	95.3	46.384			14:04.832	
20	42.083	79.1	38.558	92.5	49.641		243.8	2:10.282		49	38.923	87.4	34.646	103.1	45.720		276.2	1:59.289	
21	41.904	80.2	38.433	90.8	49.686		257.1	2:10.023		50	38.145	91.4	34.252	104.2	45.590		277.6	1:57.987	
22	44.381	79.0	41.276	88.7	Pit In		221.3	2:26.828		51	38.046	92.6	34.278	102.4	45.493		274.1	1:57.817	
23	Pit Out	73.6	40.259	88.0	50.772			18:21.851		52	40.640	87.1	36.087	95.3	Pit In		277.6	2:10.329	
24	42.370	80.8	38.651	94.1	49.489		249.4	2:10.510		53	Pit Out	92.5	35.015	101.9	45.737			7:11.581	
25	41.394	81.8	37.710	96.1	48.737		262.8	2:07.841		54	37.937	93.6	34.397	102.7	45.646		<u>280.5</u>	1:57.980	
26	41.407	81.4	37.342	96.6	48.142		257.8	2:06.891		55	38.127	89.0	34.075	<u>104.9</u>	45.613		276.2	1:57.815	
27	40.868	82.9	36.883	94.9	47.685		256.5	2:05.436		56	41.178	85.3	36.086	98.5	Pit In		237.9	2:16.888	
28	40.386	85.2	36.471	99.6	47.175		255.9	2:04.032		57	Pit Out	89.3	36.194	100.4	47.587			3:24.892	
29	39.774	87.8	36.253	98.7	46.969		268.0	2:02.996		58									

64 Mario Suryo Aji										Kalex									
lap	Sect-1	Speed	Sect-2	Speed	Sect-3	Speed	TopSpeed	laptime	pit	lap	Sect-1	Speed	Sect-2	Speed	Sect-3	Speed	Topspeed	laptime	pit
1	Pit Out	79.4	40.703	89.3	52.325			2:23.963		9	39.154	94.4	34.765	103.5	45.709		270.7	1:59.628	
2	43.644	82.2	39.165	94.0	50.389		242.7	2:13.198		10	38.371	95.6	<u>34.075</u>	103.3	45.038		270.7	1:57.484	
3	42.042	85.4	37.054	99.5	48.957		254.7	2:08.053		11	38.353	92.9	34.674	<u>106.1</u>	45.639		265.4	1:58.666	
4	41.333	87.6	36.946	100.8	48.459		254.1	2:06.738		12	<u>38.059</u>	<u>97.8</u>	34.319	100.4	<u>44.953</u>		<u>274.1</u>	<u>1:57.331</u>	
5	40.460	92.7	36.585	102.9	47.517		266.0	2:04.562		13	38.797	91.5	35.156	103.8	Pit In		270.0	2:14.119	
6	42.898	83.1	37.820	94.0	Pit In		264.1	2:26.392		14	Pit Out	81.0	39.861	91.4	51.298			47:19.210	
7	Pit Out	88.9	37.087	99.0	47.316			24:58.033		15	45.611	82.2	41.210	93.7	Pit In		228.8	2:34.988	
8	40.103	90.9	35.712	99.8	46.447		263.4	2:02.262		16									

72 Taiyo Furusato										Kalex									
lap	Sect-1	Speed	Sect-2	Speed	Sect-3	Speed	TopSpeed	laptime	pit	lap	Sect-1	Speed	Sect-2	Speed	Sect-3	Speed	Topspeed	laptime	pit
1	Pit Out	80.2	39.523	91.7	50.645			2:19.668		12	39.012	93.5	34.825	100.9	46.006		<u>276.2</u>	1:59.843	
2	42.258	86.4	38.195	93.4	48.964		230.8	2:09.417		13	38.737	95.4	34.590	100.3	45.626		274.8	1:58.953	
3	41.484	87.9	36.857	96.9	48.179		248.8	2:06.520		14	40.797	94.5	34.793	101.3	45.473		<u>276.2</u>	2:01.063	
4	40.646	90.7	36.261	97.0	47.961		267.3	2:04.868		15	38.304	<u>103.3</u>	35.101	104.3	45.379		274.1	1:58.784	
5	40.082	99.7	36.630	96.7	47.537		268.7	2:04.249		16	38.321	96.5	34.298	107.6	45.127		<u>276.2</u>	1:57.746	
6	40.943	90.4	36.320	96.9	Pit In		254.1	2:17.759		17	38.228	95.2	33.982	104.2	45.047		274.1	1:57.257	



MOTO2 - MOTO3 TEST - PORTIMAO 2026

Test Day

9 - 12 February 2026

Laps and Sector Times - MOTO2 TEST - 11-02-2026

Autodromo Internacional Algarve - 4592mtr.

7	Pit Out	85.9	37.950	92.7	48.921		15:00.200	18	38.199	94.5	34.336	102.9	45.217	273.4	1:57.752	
8		41.444	89.4	36.809	95.0	47.757	261.5	2:06.010	19	38.009	95.7	33.848	<u>107.7</u>	<u>44.793</u>	<u>276.2</u>	1:56.650
9		40.794	89.3	36.397	98.0	Pit In	262.1	2:16.034	20	<u>37.810</u>	95.1	<u>33.805</u>	107.4	44.821	275.5	<u>1:56.436</u>
10	Pit Out	87.2	36.375	98.8	46.907			19:52.149	21	39.473	93.2	34.897	105.0	Pit In	249.4	2:10.092
11		39.899	91.7	35.262	101.0	46.102	273.4	2:01.263	22							

80 David Alonso										Kalex									
lap	Sect-1	Speed	Sect-2	Speed	Sect-3	Speed	TopSpeed	laptime	pit	lap	Sect-1	Speed	Sect-2	Speed	Sect-3	Speed	Topspeed	laptime	pit
1	Pit Out	76.8	39.421	89.3	50.999			1:28:04.593		16	38.504	<u>94.0</u>	35.350	100.2	46.147		268.0	2:00.001	
2		41.636	80.7	37.572	96.5	49.184	252.3	2:08.392		17	38.628	90.2	34.961	100.7	45.846		268.7	1:59.435	
3		41.245	81.2	36.822	98.5	48.340	264.1	2:06.407		18	38.863	86.1	34.747	98.9	Pit In		268.0	2:10.406	
4		40.078	82.3	36.166	99.2	47.917	257.1	2:04.161		19	Pit Out	83.1	36.396	97.6	47.573			18:36.479	
5		39.793	85.1	36.092	97.1	47.524	270.7	2:03.409		20	39.438	85.4	35.457	100.7	46.514		264.1	2:01.409	
6		39.646	85.2	35.632	100.5	47.116	271.4	2:02.394		21	38.710	87.7	34.870	100.3	46.594		265.4	2:00.174	
7		39.496	87.1	35.742	99.4	Pit In	267.3	2:12.760		22	38.779	86.5	34.905	101.9	46.043		268.7	1:59.727	
8	Pit Out	82.6	37.192	96.7	48.678			18:23.362		23	38.970	88.5	35.044	99.6	45.912		271.4	1:59.926	
9		40.558	83.1	36.710	99.0	48.006	270.0	2:05.274		24	38.665	87.9	34.611	102.6	45.787		272.7	1:59.063	
10		40.473	83.1	36.575	100.0	47.694	259.6	2:04.742		25	38.353	87.8	34.660	<u>103.0</u>	45.544		271.4	1:58.557	
11		39.725	83.4	36.027	99.4	47.165	264.1	2:02.917		26	38.154	89.0	34.312	101.9	45.937		<u>276.2</u>	1:58.403	
12		39.429	82.9	36.098	97.9	46.328	266.7	2:01.855		27	38.273	88.5	34.463	102.4	<u>45.308</u>		274.8	1:58.044	
13		38.967	85.3	35.207	101.1	46.211	265.4	2:00.385		28	<u>37.919</u>	91.4	<u>34.265</u>	100.1	45.652		274.8	<u>1:57.836</u>	
14		38.907	86.3	35.141	100.8	46.288	268.7	2:00.336		29	38.275	88.2	34.348	102.7	Pit In		<u>276.2</u>	2:08.509	
15		38.753	86.5	34.838	101.1	46.459	268.7	2:00.050		30	Pit Out	82.4	36.237	98.4	47.374			53:58.715	

96 Daniel Holgado										Kalex									
lap	Sect-1	Speed	Sect-2	Speed	Sect-3	Speed	TopSpeed	laptime	pit	lap	Sect-1	Speed	Sect-2	Speed	Sect-3	Speed	Topspeed	laptime	pit
1	Pit Out	83.5	40.926	93.2	52.196			2:14.749		14	40.119	90.8	36.871	101.8	48.448		271.4	2:05.438	
2		43.369	83.8	39.853	94.4	50.912	235.8	2:14.134		15	40.050	90.0	36.308	103.0	47.736		266.0	2:04.094	
3		42.928	88.3	38.870	98.8	50.080	236.8	2:11.878		16	39.757	90.8	36.059	101.3	47.402		266.0	2:03.218	
4	47:01.084	81.2	42.057	91.4	54.104		246.0	48:37.245		17	39.469	92.0	35.615	102.5	46.994		266.0	2:02.078	
5		44.014	83.7	40.401	95.7	52.361	234.3	2:16.776		18	39.228	92.5	35.337	103.8	46.353		266.7	2:00.918	
6		42.802	86.8	39.408	98.9	51.802	254.7	2:14.012		19	38.781	92.5	35.261	103.0	46.269		267.3	2:00.311	
7		42.422	85.9	38.988	99.7	51.041	260.2	2:12.451		20	41.981	91.6	38.306	98.7	Pit In		251.7	2:22.199	
8		41.800	85.8	38.591	100.0	50.150	264.1	2:10.541		21	Pit Out	87.5	38.120	99.4	48.736			15:21.132	
9		41.465	87.8	37.839	102.8	49.589	253.5	2:08.893		22	39.668	92.9	36.158	103.3	46.773		264.1	2:02.599	
10		40.816	89.9	37.177	101.1	49.093	262.8	2:07.086		23	38.927	<u>96.4</u>	35.725	103.1	46.656		262.8	2:01.308	
11		43.896	83.1	40.201	98.6	Pit In	249.4	2:29.181		24	38.917	93.8	35.216	<u>104.5</u>	46.370		266.7	2:00.503	
12	Pit Out	85.5	39.560	96.9	51.108			28:30.990		25	<u>38.629</u>	93.2	<u>34.605</u>	103.2	<u>45.800</u>		270.7	<u>1:59.034</u>	
13		41.158	86.3	37.461	103.0	48.629	252.9	2:07.248		26	44.111	86.3	38.562	99.6	Pit In		<u>272.0</u>	2:24.543	

99 Adrian Huertas										Kalex									
lap	Sect-1	Speed	Sect-2	Speed	Sect-3	Speed	TopSpeed	laptime	pit	lap	Sect-1	Speed	Sect-2	Speed	Sect-3	Speed	Topspeed	laptime	pit
1	Pit Out	76.7	40.944	93.2	Pit In			2:35.084		8	Pit Out	83.5	39.117	95.8	51.325			26:49.537	
2	Pit Out	81.3	40.383	96.4	52.794			20:17.980		9	42.291	<u>91.4</u>	39.409	97.5	50.310		235.8	2:12.010	
3		43.192	85.9	38.940	100.1	51.477	225.5	2:13.609		10	42.094	87.2	37.857	99.6	49.617		234.3	2:09.568	
4		42.521	82.9	38.665	95.7	50.509	238.9	2:11.695		11	41.102	90.4	38.022	101.9	49.154		250.6	2:08.278	
5		41.880	87.4	37.944	99.5	49.492	244.9	2:09.316		12	<u>40.683</u>	89.4	<u>36.889</u>	<u>102.2</u>	<u>48.430</u>		<u>253.5</u>	<u>2:06.002</u>	
6		41.282	89.0	37.009	100.7	48.787	<u>253.5</u>	2:07.078		13	40.960	86.3	37.048	102.0	Pit In		251.2	2:21.135	
7		43.886	84.1	39.961	91.5	Pit In	246.0	2:26.790		14									