



CATERHAM MOTORSPORT IBERIA - PORTIMAO

Autódromo Internacional do Algarve

Caterham SS600 Endurance

23 - 25 April 2026

Laps and Sector Times - TREINO PRIVADO 1

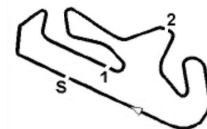
Autodromo Internacional Algarve - 4652mtr.

6 Cidrais-Teixeira										CATERHAM SS600									
lap	Sect-1	Speed	Sect-2	Speed	Sect-3	Speed	TopSpeed	laptime	pit	lap	Sect-1	Speed	Sect-2	Speed	Sect-3	Speed	Topspeed	laptime	pit
1	Pit Out		54.236	79.8	54.717			2:41.277		11	Pit Out		54.999	90.4	53.025			6:00.180	
2	48.218		47.836	95.9	1:00.149	141.2	163.4	2:36.203		12	46.681		51.402	81.8	54.226	144.6	<u>171.2</u>	2:32.309	
3	54.227		47.170	91.1	53.267	141.7	164.4	2:34.664		13	46.282		46.107	96.1	<u>51.602</u>	145.7	160.0	2:23.991	
4	48.137		51.840	88.5	53.735	142.9	165.9	2:33.712		14	47.012		47.254	91.4	53.196	145.2	168.5	2:27.462	
5	46.945		47.042	96.5	52.827	140.6	162.4	2:26.814		15	<u>45.886</u>		45.750	94.2	51.966	<u>146.9</u>	168.2	2:23.602	
6	47.003		48.001	88.5	53.819	143.4	169.0	2:28.823		16	54.338		1:05.491	60.3	1:00.616	140.1	162.2	3:00.445	
7	47.490		49.501	94.0	52.914	140.1	161.9	2:29.905		17	46.233		45.447	95.5	51.736	146.3	165.1	2:23.416	
8	46.535		46.132	92.0	52.118	141.2	164.4	2:24.785		18	46.323		46.483	93.3	52.337	140.1	163.1	2:25.143	
9	46.902		46.964	89.9	52.653	144.0	166.2	2:26.519		19	45.932		<u>45.411</u>	97.3	51.968	144.6	165.1	<u>2:23.311</u>	
10	46.213		46.008	<u>97.4</u>	Pit In	141.2	164.1	<u>2:34.053</u>		20									

8 Buzzi-Montagne										CATERHAM SS600									
lap	Sect-1	Speed	Sect-2	Speed	Sect-3	Speed	TopSpeed	laptime	pit	lap	Sect-1	Speed	Sect-2	Speed	Sect-3	Speed	Topspeed	laptime	pit
1	Pit Out		47.377	80.5	52.455			2:22.516		12	46.929		45.830	92.8	53.203	139.0	162.4	2:25.962	
2	47.447		46.619	99.8	52.760	141.7	163.9	2:26.826		13	47.088		46.874	99.3	52.583	140.1	162.4	2:26.545	
3	47.463		46.124	97.7	52.971	140.6	162.7	2:26.558		14	47.093		46.314	101.4	52.274	138.5	161.2	2:25.681	
4	47.170		46.538	<u>103.3</u>	53.773	141.7	165.9	2:27.481		15	46.758		47.115	95.2	52.283	<u>146.3</u>	162.4	2:26.156	
5	47.847		53.582	99.8	53.702	140.1	162.7	2:35.131		16	<u>46.284</u>		45.915	96.2	52.533	145.2	165.4	<u>2:24.732</u>	
6	47.059		46.167	94.5	54.530	140.1	162.4	2:27.756		17	46.801		46.231	96.8	52.715	137.9	154.9	2:25.747	
7	48.224		46.249	96.6	53.925	136.4	159.1	2:28.398		18	46.549		46.690	93.8	52.458	143.4	162.9	2:25.697	
8	47.575		47.816	99.7	52.875	136.9	160.0	2:28.266		19	46.827		46.838	99.8	52.535	142.3	166.7	2:26.200	
9	47.793		45.856	97.1	53.051	139.5	159.1	2:26.700		20	47.066		<u>45.561</u>	95.6	52.436	139.0	156.5	2:25.063	
10	47.305		46.038	94.2	53.455	138.5	160.2	2:26.798		21	46.902		46.344	94.7	<u>52.140</u>	143.4	<u>168.5</u>	2:25.386	
11	47.450		46.373	95.8	53.025	136.4	159.5	2:26.848		22									

10 Andrade-M. Magalhães-L. Magalhães-Megre										CATERHAM SS600									
lap	Sect-1	Speed	Sect-2	Speed	Sect-3	Speed	TopSpeed	laptime	pit	lap	Sect-1	Speed	Sect-2	Speed	Sect-3	Speed	Topspeed	laptime	pit
1	Pit Out		1:06.821	76.5	Pit In			3:51.953		7	46.281		51.107	94.7	Pit In	139.0	160.5	2:34.223	
2	Pit Out		55.169	70.3	1:04.624			11:37.168		8	Pit Out		<u>45.271</u>	100.4	51.778			4:08.894	
3	58.062		54.889	88.4	Pit In	129.0	145.7	3:16.716		9	46.348		45.410	<u>110.9</u>	52.979	141.7	159.1	2:24.737	
4	Pit Out		46.128	96.3	52.120			5:46.576		10	<u>46.167</u>		45.708	97.6	52.345	137.9	166.7	2:24.220	
5	46.573		45.818	99.4	52.832	140.1	161.7	2:25.223		11	46.999		45.558	97.8	<u>51.699</u>	136.9	162.7	2:24.256	
6	46.374		45.468	101.4	52.227	139.0	160.2	<u>2:24.069</u>		12									

11 Passanha-Passanha-Guedes										CATERHAM SS600									
lap	Sect-1	Speed	Sect-2	Speed	Sect-3	Speed	TopSpeed	laptime	pit	lap	Sect-1	Speed	Sect-2	Speed	Sect-3	Speed	Topspeed	laptime	pit
1	Pit Out		<u>45.079</u>	<u>105.8</u>	51.885			2:20.344		11	46.751		46.211	84.2	52.320	141.7	165.4	2:25.282	
2	46.338		45.411	104.8	51.414	140.6	160.2	2:23.163		12	46.643		46.237	85.0	51.846	145.2	<u>168.2</u>	2:24.726	
3	47.273		45.189	103.3	51.631	140.6	161.4	2:24.093		13	47.548		45.779	100.2	53.912	142.3	166.4	2:27.239	
4	48.000		46.227	103.8	52.073	137.4	158.8	2:26.300		14	47.054		46.245	87.9	51.761	141.7	161.4	2:25.060	
5	<u>45.680</u>		45.249	104.5	51.500	145.7	165.6	2:22.429		15	46.592		45.503	88.9	51.950	141.2	161.4	2:24.045	
6	46.985		45.498	103.3	52.396	141.7	165.9	2:24.879		16	46.375		45.537	92.5	51.769	137.9	160.2	2:23.681	
7	45.767		45.659	100.1	52.572	144.6	163.9	2:23.998		17	46.254		45.726	87.9	53.684	139.5	160.5	2:25.664	
8	45.916		45.086	103.4	51.338	145.2	164.9	<u>2:22.340</u>		18	46.927		45.577	88.0	<u>51.313</u>	139.0	163.1	2:23.817	
9	46.147		45.214	102.4	Pit In	142.9	164.1	2:31.292		19	45.812		46.327	92.9	52.102	<u>146.9</u>	167.7	2:24.241	
10	Pit Out		46.618	89.3	52.960			5:25.657		20	46.125		45.557	95.4	52.330	140.1	163.6	2:24.012	


CATERHAM MOTORSPORT IBERIA - PORTIMAO

Autódromo Internacional do Algarve

Caterham SS600 Endurance

23 - 25 April 2026

Laps and Sector Times - TREINO PRIVADO 1

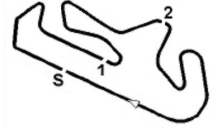
Autodromo Internacional Algarve - 4652mtr.

12 Machado-Avila										CATERHAM SS600									
lap	Sect-1	Speed	Sect-2	Speed	Sect-3	Speed	TopSpeed	laptime	pit	lap	Sect-1	Speed	Sect-2	Speed	Sect-3	Speed	Topspeed	laptime	pit
1	Pit Out		46.750	<u>108.5</u>	53.886			2:28.411		10	47.258		<u>45.992</u>	99.7	Pit In	137.9	161.7	2:37.629	
2	48.011		46.656	105.5	54.110	135.8	157.4	2:28.777		11	Pit Out		51.804	62.2	57.230			6:53.786	
3	48.019		46.876	101.5	53.817	136.4	156.1	2:28.712		12	51.116		48.552	87.8	55.515	136.4	158.8	2:35.183	
4	48.415		49.481	101.8	53.975	132.8	154.9	2:31.871		13	49.507		50.225	86.0	54.025	137.9	159.5	2:33.757	
5	<u>47.257</u>		49.903	100.1	54.220	137.4	160.7	2:31.380		14	48.758		48.592	88.4	55.426	<u>140.6</u>	161.0	2:32.776	
6	47.660		46.950	101.0	55.318	135.8	157.4	2:29.928		15	48.374		47.988	94.9	54.602	<u>140.6</u>	<u>164.1</u>	2:30.964	
7	48.942		46.359	98.8	53.635	139.5	151.7	2:28.936		16	48.306		48.001	85.2	55.146	136.4	153.6	2:31.453	
8	47.320		46.455	108.1	53.470	136.4	162.7	<u>2:27.245</u>		17	50.610		49.593	89.7	53.370	137.4	159.1	2:33.573	
9	48.254		46.567	95.9	<u>52.809</u>	137.9	156.7	2:27.630		18	47.934		46.887	89.4	Pit In	139.0	163.9	<u>2:43.311</u>	

14 Félix da Costa-Gaivão-Taxiarchis										CATERHAM SS600									
lap	Sect-1	Speed	Sect-2	Speed	Sect-3	Speed	TopSpeed	laptime	pit	lap	Sect-1	Speed	Sect-2	Speed	Sect-3	Speed	Topspeed	laptime	pit
1	Pit Out		53.058	82.9	55.699			2:41.833		11	47.484		46.520	90.8	52.944	140.6	163.4	2:26.948	
2	48.627		47.481	92.2	55.925	137.4	161.7	2:32.033		12	47.035		46.874	85.9	55.149	141.7	165.4	2:29.058	
3	49.538		47.644	<u>94.7</u>	52.856	144.0	165.1	2:30.038		13	50.345		50.763	80.1	53.430	141.7	164.6	2:34.538	
4	49.509		48.488	90.6	52.934	141.2	161.9	2:30.931		14	<u>46.532</u>		1:09.095	85.0	53.929	140.6	164.4	2:49.556	
5	47.340		48.967	88.1	52.734	140.6	164.1	2:29.041		15	46.770		46.951	88.9	<u>52.424</u>	140.1	163.1	2:26.145	
6	48.249		48.343	92.3	52.586	<u>144.6</u>	166.9	2:29.178		16	47.017		<u>46.126</u>	90.5	52.868	141.7	163.9	<u>2:26.011</u>	
7	48.272		47.649	88.2	52.867	142.9	<u>167.2</u>	2:28.788		17	47.093		47.585	90.2	53.494	143.4	165.4	2:28.172	
8	47.418		47.540	83.0	53.725	142.3	164.6	2:28.683		18	47.104		46.386	90.1	52.553	140.6	163.1	2:26.043	
9	47.266		47.010	88.2	52.906	142.9	163.4	2:27.182		19	47.082		46.602	88.9	52.555	143.4	<u>167.2</u>	2:26.239	
10	47.174		47.428	90.5	53.227	140.1	162.7	2:27.829		20	46.987		47.239	83.1	52.780	140.6	165.6	2:27.006	

20 Andrade-Gilman-Gouveia										CATERHAM SS600									
lap	Sect-1	Speed	Sect-2	Speed	Sect-3	Speed	TopSpeed	laptime	pit	lap	Sect-1	Speed	Sect-2	Speed	Sect-3	Speed	Topspeed	laptime	pit
1	Pit Out		48.196	87.2	54.505			2:29.263		10	48.870		47.189	88.1	Pit In	137.9	159.8	2:42.924	
2	48.781		48.535	80.5	55.949	135.8	156.7	2:33.265		11	Pit Out							6:04.804	
3	50.817		50.474	87.7	57.281	129.5	145.9	2:38.572		12	<u>48.047</u>		47.834	90.5	54.086	137.9	163.4	2:29.967	
4	53.254		53.197	81.4	59.740	121.2	136.2	2:46.191		13	48.684		47.525	91.0	54.126	137.9	159.3	2:30.335	
5	53.599		51.335	78.9	59.224	116.1	131.2	2:44.158		14	48.460		47.564	100.7	55.480	137.4	157.7	2:31.504	
6	52.815		49.038	82.5	55.379	115.4	135.0	2:37.232		15	48.750		48.331	87.9	53.979	136.9	158.6	2:31.060	
7	48.686		47.233	82.3	53.835	130.4	154.1	<u>2:29.754</u>		16	48.643		48.048	86.6	54.519	135.8	157.0	2:31.210	
8	51.635		<u>46.457</u>	<u>102.1</u>	55.502	138.5	160.5	2:33.594		17	1:10.507		47.910	92.3	54.205	135.8	157.0	2:52.622	
9	49.663		47.121	89.4	<u>53.319</u>	126.3	154.5	2:30.103		18	48.261		47.240	95.8	54.940	<u>139.5</u>	<u>166.9</u>	2:30.441	

22 Sousa Coutinho-Mendes										CATERHAM SS600									
lap	Sect-1	Speed	Sect-2	Speed	Sect-3	Speed	TopSpeed	laptime	pit	lap	Sect-1	Speed	Sect-2	Speed	Sect-3	Speed	Topspeed	laptime	pit
1	Pit Out		50.505	88.9	56.747			2:35.705		11	Pit Out		47.186	95.6	54.114			3:44.190	
2	49.869		49.273	88.8	57.674	139.0	160.7	2:36.816		12	48.009		48.285	89.7	56.369	142.3	164.4	2:32.663	
3	49.502		49.834	83.1	55.402	141.7	164.1	2:34.738		13	48.065		47.065	<u>95.9</u>	53.813	141.2	<u>166.9</u>	2:28.943	
4	51.133		48.566	88.7	55.759	137.9	143.4	2:35.458		14	48.224		47.020	91.5	<u>53.692</u>	141.7	164.4	2:28.936	
5	48.858		50.337	84.5	54.748	139.5	162.4	2:33.943		15	47.518		48.425	91.1	54.254	<u>143.4</u>	164.4	2:30.197	
6	48.052		47.576	90.7	54.205	142.9	162.9	2:29.833		16	<u>47.290</u>		47.787	87.4	54.908	<u>143.4</u>	165.9	2:29.985	
7	49.857		48.397	87.8	54.563	137.9	160.0	2:32.817		17	47.744		48.262	83.3	57.086	142.9	<u>166.9</u>	2:33.092	
8	48.413		48.490	91.4	54.018	140.1	164.9	2:30.921		18	47.742		47.399	87.7	53.710	142.9	165.9	<u>2:28.851</u>	
9	48.250		47.708	91.3	54.005	142.3	162.2	2:29.963		19	49.302		<u>46.455</u>	88.6	Pit In	140.6	148.8	2:48.303	
10	50.888		47.567	93.0	Pit In	138.5	161.2	2:45.590		20									



CATERHAM MOTORSPORT IBERIA - PORTIMAO

Autódromo Internacional do Algarve

Caterham SS600 Endurance

23 - 25 April 2026

Laps and Sector Times - TREINO PRIVADO 1

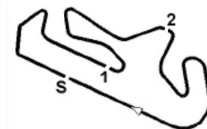
Autodromo Internacional Algarve - 4652mtr.

24 Moura-Vasconcelos Sá										CATERHAM SS600									
lap	Sect-1	Speed	Sect-2	Speed	Sect-3	Speed	TopSpeed	laptime	pit	lap	Sect-1	Speed	Sect-2	Speed	Sect-3	Speed	Topspeed	laptime	pit
1	Pit Out		47.344	87.7	51.938			2:23.095		12	46.889		<u>45.261</u>	<u>107.8</u>	1:09.060	137.9	160.5	2:41.210	
2	47.740		46.223	98.5	52.614	141.2	161.4	2:26.577		13	46.530		45.504	99.4	52.075	<u>144.6</u>	<u>168.2</u>	<u>2:24.109</u>	
3	48.022		46.261	95.2	53.043	140.6	161.0	2:27.326		14	46.501		46.121	92.9	52.638	144.0	166.4	2:25.260	
4	47.229		46.581	104.2	54.031	140.1	161.9	2:27.841		15	46.917		46.618	93.4	52.517	141.2	161.4	2:26.052	
5	48.576		48.378	99.3	53.015	137.9	152.5	2:29.969		16	47.110		45.651	93.5	52.250	140.6	162.2	2:25.011	
6	47.542		46.311	98.8	54.003	139.0	158.6	2:27.856		17	46.645		45.891	91.9	52.846	143.4	162.2	2:25.382	
7	47.458		46.050	97.8	53.247	135.8	158.6	2:26.755		18	46.942		46.167	98.8	52.494	137.9	159.3	2:25.603	
8	47.220		45.848	94.2	52.452	137.4	160.2	2:25.520		19	47.530		46.960	96.7	52.182	137.9	159.3	2:26.672	
9	47.155		45.912	95.2	52.926	139.5	159.5	2:25.993		20	<u>46.454</u>		45.805	97.5	52.452	143.4	164.4	2:24.711	
10	47.051		45.958	93.9	52.468	137.4	158.4	2:25.477		21	47.185		46.060	94.0	<u>51.898</u>	140.6	164.1	2:25.143	
11	47.118		46.154	101.4	52.893	136.9	158.8	2:26.165		22									

31 Andrade-Champalimaud										CATERHAM SS600									
lap	Sect-1	Speed	Sect-2	Speed	Sect-3	Speed	TopSpeed	laptime	pit	lap	Sect-1	Speed	Sect-2	Speed	Sect-3	Speed	Topspeed	laptime	pit
1	Pit Out		47.131	98.3	51.468			2:24.217		11	47.386		47.909	94.8	53.291	141.2	163.1	2:28.586	
2	46.705		<u>45.077</u>	98.4	<u>51.071</u>	144.6	158.6	<u>2:22.853</u>		12	46.833		47.381	93.8	52.956	142.3	163.4	2:27.170	
3	47.517		45.801	95.7	51.391	146.3	161.7	2:24.709		13	46.994		51.970	69.3	55.108	142.3	163.4	2:34.072	
4	47.044		46.012	<u>105.9</u>	52.303	141.7	162.7	2:25.359		14	46.276		45.895	100.2	52.083	147.5	<u>170.3</u>	2:24.254	
5	46.490		45.219	99.4	51.378	139.0	161.0	2:23.087		15	46.360		46.183	100.4	53.112	145.7	168.0	2:25.655	
6	46.029		45.636	104.8	52.491	146.9	166.9	2:24.156		16	46.557		45.932	96.0	53.128	141.2	162.2	2:25.617	
7	46.685		45.314	89.1	52.057	138.5	158.1	2:24.056		17	46.431		47.715	99.7	52.556	142.9	166.2	2:26.702	
8	46.399		45.268	96.4	51.261	138.5	160.5	2:22.928		18	46.980		48.056	102.9	53.132	139.5	161.2	2:28.168	
9	<u>46.009</u>		45.567	95.3	Pit In	<u>148.8</u>	158.6	2:29.375		19	47.277		46.187	94.9	53.185	142.9	163.9	2:26.649	
10	Pit Out		48.994	94.9	53.859			4:38.847		20	47.155		45.896	101.9	51.800	141.7	164.4	2:24.851	

33 Bravo-Zilhão										CATERHAM SS600									
lap	Sect-1	Speed	Sect-2	Speed	Sect-3	Speed	TopSpeed	laptime	pit	lap	Sect-1	Speed	Sect-2	Speed	Sect-3	Speed	Topspeed	laptime	pit
1	Pit Out		53.031	81.7	55.533			2:38.711		11	46.427		46.441	105.5	52.400	141.7	164.9	2:25.268	
2	48.526		47.325	94.1	52.564	142.9	166.4	2:28.415		12	46.418		46.153	97.4	52.283	144.0	165.9	2:24.854	
3	46.998		46.144	98.7	52.136	142.9	163.1	2:25.278		13	46.261		46.191	90.0	54.543	144.0	168.0	2:26.995	
4	46.322		46.027	90.2	53.787	143.4	165.1	2:26.136		14	46.610		<u>45.239</u>	<u>107.8</u>	54.137	141.7	162.9	2:25.986	
5	46.574		45.899	96.2	51.738	146.3	166.7	2:24.211		15	46.174		46.109	103.3	52.565	145.2	167.4	2:24.848	
6	46.255		47.576	93.2	51.906	<u>148.1</u>	<u>170.1</u>	2:25.737		16	46.414		45.284	107.0	52.764	141.2	163.6	2:24.462	
7	46.496		46.402	86.1	52.751	144.6	169.0	2:25.649		17	46.648		45.385	105.3	52.955	141.7	163.4	2:24.988	
8	46.713		45.653	94.7	51.739	141.7	164.1	2:24.105		18	46.372		46.249	98.1	52.343	140.6	162.9	2:24.964	
9	46.999		47.073	95.2	Pit In	144.0	164.1	2:35.281		19	<u>46.017</u>		46.005	93.2	52.105	142.3	166.9	2:24.127	
10	Pit Out		46.771	99.8	52.783			4:46.492		20	46.164		45.605	100.7	<u>51.657</u>	143.4	168.2	<u>2:23.426</u>	

40 R. Magalhães-Sousa Botelho										CATERHAM SS600									
lap	Sect-1	Speed	Sect-2	Speed	Sect-3	Speed	TopSpeed	laptime	pit	lap	Sect-1	Speed	Sect-2	Speed	Sect-3	Speed	Topspeed	laptime	pit
1	Pit Out		47.494	90.7	54.580			2:25.615		10	47.855		46.678	91.8	52.336	140.6	162.2	2:26.869	
2	47.637		47.768	92.5	53.782	135.3	157.0	2:29.187		11	47.121		<u>45.881</u>	97.1	53.013	144.0	<u>169.0</u>	2:26.015	
3	47.511		47.897	89.2	53.736	136.9	158.1	2:29.144		12	47.821		46.323	90.7	51.879	140.1	156.3	2:26.023	
4	47.754		47.265	92.9	53.235	136.9	157.7	2:28.254		13	46.432		46.060	92.2	52.098	144.0	167.7	2:24.590	
5	47.653		47.194	93.7	53.698	139.0	157.9	2:28.545		14	<u>46.416</u>		46.015	89.9	52.058	<u>145.2</u>	166.4	2:24.489	
6	47.514		47.107	97.5	53.166	135.8	158.6	2:27.787		15	46.821		46.427	87.6	51.863	140.1	163.4	2:25.111	
7	47.412		48.025	92.2	55.365	139.0	160.0	2:30.802		16	46.478		48.078	91.4	53.312	142.3	166.9	2:27.868	
8	47.370		47.170	92.0	Pit In	136.9	157.2	2:33.665		17	47.231		46.510	89.6	<u>51.785</u>	137.9	162.4	2:25.526	
9	Pit Out		47.027	<u>101.7</u>	55.294			5:30.382		18	46.605		45.914	92.8	51.871	139.5	164.6	<u>2:24.390</u>	


CATERHAM MOTORSPORT IBERIA - PORTIMAO

Autódromo Internacional do Algarve

Caterham SS600 Endurance

23 - 25 April 2026

Laps and Sector Times - TREINO PRIVADO 1

Autodromo Internacional Algarve - 4652mtr.

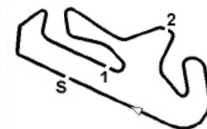
48		Fonseca-Santos								CATERHAM SS600									
lap	Sect-1	Speed	Sect-2	Speed	Sect-3	Speed	TopSpeed	laptime	pit	lap	Sect-1	Speed	Sect-2	Speed	Sect-3	Speed	Topspeed	laptime	pit
1	Pit Out		52.671	57.4	57.689			2:35.970		11	47.194		47.083	89.3	53.452	143.4	167.7	2:27.729	
2	49.213		48.348	74.4	55.530	139.0	162.2	2:33.091		12	47.152		<u>46.533</u>	85.1	53.616	141.7	165.4	<u>2:27.301</u>	
3	50.488		48.419	75.5	55.503	138.5	160.2	2:34.410		13	48.015		47.415	86.6	Pit In	143.4	166.4	2:41.319	
4	48.309		47.790	78.6	54.801	140.6	163.9	2:30.900		14	Pit Out		48.349	85.4	55.053			6:02.792	
5	48.533		47.624	90.2	53.836	139.0	161.2	2:29.993		15	48.824		47.702	84.3	54.582	135.8	161.9	2:31.108	
6	47.529		49.754	81.2	55.619	143.4	166.2	2:32.902		16	48.336		49.701	78.8	56.302	137.4	161.7	2:34.339	
7	47.798		47.519	87.1	53.702	143.4	<u>170.6</u>	2:29.019		17	47.984		47.393	99.5	54.375	<u>148.1</u>	164.4	2:29.752	
8	47.274		47.432	80.8	53.298	143.4	169.0	2:28.004		18	48.424		46.766	<u>101.2</u>	53.852	139.0	153.0	2:29.042	
9	47.974		48.900	81.9	<u>52.889</u>	144.0	165.1	2:29.763		19	<u>46.980</u>		47.601	79.8	54.942	142.9	168.8	2:29.523	
10	47.934		47.744	94.4	53.527	145.2	164.6	2:29.205		20									

52		Ramos-Ramos-Ramos								CATERHAM SS600									
lap	Sect-1	Speed	Sect-2	Speed	Sect-3	Speed	TopSpeed	laptime	pit	lap	Sect-1	Speed	Sect-2	Speed	Sect-3	Speed	Topspeed	laptime	pit
1	Pit Out		1:04.208	72.9	1:12.962			3:34.998		7	56.271		58.872	73.0	Pit In	120.4	148.1	3:11.892	
2	1:01.707		1:01.651	76.7	1:12.041	118.8	137.4	3:15.399		8	Pit Out		53.226	<u>83.4</u>	1:02.637			6:31.458	
3	1:01.133		58.443	82.8	1:08.831	118.0	137.4	3:08.407		9	52.287		53.815	78.9	1:00.128	132.4	154.1	2:46.230	
4	56.984		58.916	75.4	Pit In	124.1	146.9	3:14.428		10	50.994		52.405	77.0	1:00.271	131.9	<u>160.5</u>	2:43.670	
5	Pit Out		1:08.802	70.7	1:11.336			8:05.594		11	51.182		52.352	77.8	59.647	<u>134.8</u>	157.4	2:43.181	
6	1:00.625		58.916	64.7	1:05.802	123.3	142.5	3:05.343		12	<u>50.416</u>		<u>50.913</u>	77.0	<u>57.725</u>	131.9	158.8	<u>2:39.054</u>	

70		Nobre da Veiga-Silva Ferreira								CATERHAM SS600									
lap	Sect-1	Speed	Sect-2	Speed	Sect-3	Speed	TopSpeed	laptime	pit	lap	Sect-1	Speed	Sect-2	Speed	Sect-3	Speed	Topspeed	laptime	pit
1	Pit Out		45.799	105.4	52.758			2:22.420		10	50.208		48.296	79.2	55.639	140.6	164.9	2:34.143	
2	46.627		<u>45.165</u>	<u>108.0</u>	<u>52.508</u>	141.2	161.9	2:24.300		11	48.533		47.059	88.2	54.978	141.7	167.2	2:30.570	
3	<u>46.347</u>		45.283	102.0	52.630	140.1	160.7	<u>2:24.260</u>		12	48.268		47.626	82.5	54.920	139.5	165.4	2:30.814	
4	46.625		46.172	107.9	53.170	137.4	158.8	2:25.967		13	47.789		47.287	88.5	54.488	139.5	162.7	2:29.564	
5	46.500		45.662	98.7	52.944	137.9	160.5	2:25.106		14	47.346		46.945	87.5	54.378	142.3	163.4	2:28.669	
6	46.691		46.090	98.8	54.209	137.9	157.9	2:26.990		15	46.969		46.602	90.9	55.092	<u>144.0</u>	<u>168.5</u>	2:28.663	
7	48.150		1:25.777	48.0	1:15.833	136.4	157.9	3:29.760		16	47.206		46.643	83.9	54.589	141.2	163.4	2:28.438	
8	1:13.696		1:24.923	86.2	Pit In	123.7	121.1	3:40.878		17	47.796		47.439	88.4	54.628	142.3	167.2	2:29.863	
9	Pit Out		50.194	88.2	56.345			5:26.419		18	47.922		46.705	90.8	Pit In	138.5	163.1	2:39.444	

77		Crocicchia-Canizares-Bello								CATERHAM SS600									
lap	Sect-1	Speed	Sect-2	Speed	Sect-3	Speed	TopSpeed	laptime	pit	lap	Sect-1	Speed	Sect-2	Speed	Sect-3	Speed	Topspeed	laptime	pit
1	Pit Out		53.551	83.2	55.645			2:41.727		10	47.055		46.330	<u>101.8</u>	53.522	140.1	164.9	2:26.907	
2	47.104		46.805	92.9	53.002	142.3	163.4	2:26.911		11	46.665		46.138	97.6	52.860	139.5	162.7	2:25.663	
3	47.879		46.671	87.2	53.587	<u>146.3</u>	163.9	2:28.137		12	46.121		46.258	93.7	53.029	141.2	164.9	2:25.408	
4	47.288		48.324	67.3	1:00.949	139.0	160.0	2:36.561		13	46.313		46.206	99.4	53.111	138.5	161.9	2:25.630	
5	47.908		48.144	86.3	54.097	142.3	166.7	2:30.149		14	50.812		1:00.453	75.8	Pit In	139.5	161.0	2:59.895	
6	47.142		46.403	93.3	53.591	140.1	160.2	2:27.136		15	Pit Out		46.985	93.8	53.416			4:01.033	
7	46.511		<u>46.059</u>	90.8	53.781	137.4	160.0	2:26.351		16	46.647		46.381	92.4	52.861	139.5	160.7	2:25.889	
8	54.393		58.593	88.0	Pit In	144.0	143.8	3:07.050		17	<u>46.007</u>		47.583	96.2	52.858	144.0	166.4	2:26.448	
9	Pit Out		46.406	93.8	54.269			4:31.290		18	46.733		46.144	96.9	<u>52.512</u>	142.9	<u>168.5</u>	<u>2:25.389</u>	

81		Matos-Almeida								CATERHAM SS600									
lap	Sect-1	Speed	Sect-2	Speed	Sect-3	Speed	TopSpeed	laptime	pit	lap	Sect-1	Speed	Sect-2	Speed	Sect-3	Speed	Topspeed	laptime	pit
1	Pit Out		50.386	93.9	54.506			2:33.659		9	Pit Out		50.426	87.0	57.987			12:13.351	
2	47.749		47.750	92.3	53.806	139.0	160.0	2:29.305		10	49.648		48.036	86.3	55.457	139.5	163.6	2:33.141	
3	48.490		47.398	90.2	53.887	139.5	157.2	2:29.775		11	49.479		47.957	83.8	54.654	139.0	161.4	2:32.090	


CATERHAM MOTORSPORT IBERIA - PORTIMAO

Autódromo Internacional do Algarve

Caterham SS600 Endurance

23 - 25 April 2026

Laps and Sector Times - TREINO PRIVADO 1

Autodromo Internacional Algarve - 4652mtr.

4	47.715	47.248	83.8	54.193	139.0	161.7	2:29.156	12	48.789	47.754	85.9	53.976	139.0	161.7	2:30.519
5	47.441	<u>46.808</u>	94.7	54.942	139.5	163.4	2:29.191	13	48.660	48.766	85.0	<u>53.690</u>	139.5	160.7	2:31.116
6	<u>47.318</u>	48.234	82.4	54.261	139.5	161.0	2:29.813	14	47.847	46.900	<u>96.8</u>	54.015	<u>141.7</u>	<u>165.9</u>	<u>2:28.762</u>
7	47.983	48.258	92.0	54.194	137.4	160.5	2:30.435	15	47.520	48.240	91.4	54.232	140.6	162.9	2:29.992
8	47.509	47.625	86.0	Pit In	141.2	165.1	<u>2:53.469</u>	16	47.817	47.127	90.4	54.439	139.0	163.6	2:29.383

88 Santos-Antunes										CATERHAM SS600									
lap	Sect-1	Speed	Sect-2	Speed	Sect-3	Speed	TopSpeed	laptime	pit	lap	Sect-1	Speed	Sect-2	Speed	Sect-3	Speed	Topspeed	laptime	pit
1	Pit Out		51.507	79.6	58.411			2:41.407		7	<u>46.121</u>		46.058	89.1	52.055	141.7	163.6	<u>2:24.234</u>	
2	49.241		49.697	85.9	56.106	139.0	161.2	2:35.044		8	46.651		<u>45.411</u>	99.8	53.058	141.7	162.7	2:25.120	
3	49.320		48.049	87.1	55.498	139.5	161.7	2:32.867		9	46.481		45.882	<u>105.7</u>	52.910	139.5	163.6	2:25.273	
4	48.506		47.541	81.8	54.541	140.6	163.6	2:30.588		10	46.382		45.883	99.6	52.435	140.1	160.0	2:24.700	
5	47.568		47.179	81.0	Pit In	142.3	162.7	<u>2:38.319</u>		11	46.282		45.957	96.4	52.068	141.7	163.6	2:24.307	
6	Pit Out		48.208	90.4	52.617			12:36.029		12	47.211		45.602	95.0	<u>51.460</u>	139.5	163.4	2:24.273	

91 Grilo-Grilo										CATERHAM SS600									
lap	Sect-1	Speed	Sect-2	Speed	Sect-3	Speed	TopSpeed	laptime	pit	lap	Sect-1	Speed	Sect-2	Speed	Sect-3	Speed	Topspeed	laptime	pit
1	Pit Out		50.988	95.0	53.649			2:31.492		11	47.117		<u>45.804</u>	97.7	53.606	139.5	161.9	2:26.527	
2	48.266		49.374	84.4	54.996	144.6	166.9	2:32.636		12	46.882		45.859	94.6	52.833	141.2	165.4	2:25.574	
3	48.270		47.673	89.4	53.789	<u>147.5</u>	<u>171.7</u>	2:29.732		13	46.737		45.996	90.2	52.875	143.4	165.4	2:25.608	
4	48.935		47.744	94.0	54.217	142.9	160.7	2:30.896		14	<u>46.593</u>		46.523	85.9	<u>52.363</u>	142.3	166.2	<u>2:25.479</u>	
5	47.441		46.899	<u>92.7</u>	53.771	143.4	162.7	2:28.111		15	46.820		46.464	84.4	52.743	142.9	165.6	2:26.027	
6	47.939		46.573	96.3	53.867	144.0	168.5	2:28.379		16	46.611		45.902	91.4	52.987	144.6	166.7	2:25.500	
7	47.789		47.683	90.2	54.355	138.5	161.2	2:29.827		17	46.709		46.360	90.9	52.620	144.0	166.2	2:25.689	
8	47.174		46.319	93.9	53.271	141.7	165.4	2:26.764		18	46.667		47.470	92.1	53.416	141.7	162.7	2:27.553	
9	46.911		46.738	88.3	53.351	143.4	164.4	2:27.000		19	46.924		46.109	84.6	53.141	139.5	161.9	2:26.174	
10	46.982		45.882	90.6	55.198	139.0	161.2	2:28.062		20	47.051		47.238	87.0	52.964	139.5	163.9	2:27.253	

93 Ribeiro-Pedro Ribeiro-Garoupa										CATERHAM SS600									
lap	Sect-1	Speed	Sect-2	Speed	Sect-3	Speed	TopSpeed	laptime	pit	lap	Sect-1	Speed	Sect-2	Speed	Sect-3	Speed	Topspeed	laptime	pit
1	Pit Out		54.277	88.5	54.214			2:41.255		10	49.804		49.397	82.0	55.517	138.5	164.1	2:34.718	
2	48.098		47.868	88.3	54.170	141.7	164.9	2:30.136		11	49.985		49.622	86.8	Pit In	138.5	163.1	2:46.591	
3	48.334		47.046	86.7	53.745	<u>144.0</u>	164.4	2:29.125		12	Pit Out		<u>45.691</u>	99.5	<u>52.332</u>			5:08.051	
4	47.806		46.556	92.5	52.648	137.4	159.3	2:27.010		13	46.265		45.726	95.6	52.815	<u>144.0</u>	168.0	<u>2:24.806</u>	
5	47.209		46.709	85.5	52.761	139.0	160.7	2:26.679		14	<u>45.906</u>		46.746	<u>102.5</u>	53.261	143.4	<u>169.0</u>	2:25.913	
6	47.322		46.882	90.6	Pit In	139.5	161.0	<u>2:34.844</u>		15	47.134		47.377	101.7	53.539	137.4	160.2	2:28.050	
7	Pit Out		53.576	75.0	1:00.369			<u>7:36.984</u>		16	46.887		46.156	93.8	53.279	140.1	162.2	2:26.322	
8	50.729		50.965	84.2	57.916	134.8	162.2	2:39.610		17	46.405		46.216	99.1	52.688	139.5	164.9	2:25.309	
9	51.387		50.048	90.7	56.744	136.9	162.9	2:38.179		18									