


CATERHAM MOTORSPORT IBERIA - PORTIMAO

Autódromo Internacional do Algarve

Caterham SS600 Endurance

23 - 25 April 2026

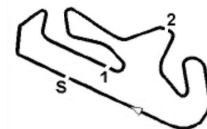
Laps and Sector Times - RACE

Autodromo Internacional Algarve - 4652mtr.

6 Cidrais-Teixeira									CATERHAM SS600											
lap	Sect-1	Speed	Sect-2	Speed	Sect-3	Speed	TopSpeed	laptime	pit	lap	Sect-1	Speed	Sect-2	Speed	Sect-3	Speed	Topspeed	laptime	pit	
1			<u>45.131</u>	98.6	51.887		127.5	2:25.467		17	46.647		45.624	92.4	51.897	134.8	155.4	2:24.168		
2	46.492		46.034	91.1	51.915	<u>141.7</u>	158.8	2:24.441		18	46.733		45.593	93.8	52.036	136.4	154.9	2:24.362		
3	46.684		46.422	90.8	51.902	137.4	156.1	2:25.008		19	46.873		45.677	94.0	Pit In	134.8	154.3	2:36.126		
4	46.674		45.947	93.0	52.012	138.5	157.4	2:24.633		20	Pit Out		47.286	90.1	53.143			5:41.669		
5	<u>46.459</u>		45.955	93.2	52.016	138.5	158.4	2:24.430		21	50.682		46.515	<u>99.3</u>	1:03.031	135.8	155.4	2:40.228		
6	46.543		45.582	91.9	52.010	138.5	158.4	2:24.135		22	1:42.465		1:35.702	54.5	1:29.796	77.6	61.7	4:47.963		
7	46.466		45.781	91.2	52.076	137.9	157.4	2:24.323		23	55.571		1:07.810	58.0	1:20.036	111.1	107.4	3:23.417		
8	46.689		45.630	95.6	52.131	136.9	156.3	2:24.450		24	48.689		55.735	59.3	Pit In	133.8	156.3	3:01.636		
9	46.519		45.452	95.1	52.094	138.5	155.8	<u>2:24.065</u>		25	Pit Out		1:38.832	40.0	1:29.311			7:24.205		
10	46.639		46.173	95.4	52.229	136.4	157.0	2:25.041		26	1:51.170		1:19.327	41.9	1:22.429	56.5	44.9	4:32.926		
11	47.204		46.090	92.7	52.014	136.4	155.2	2:25.308		27	1:13.113		57.722	69.5	1:10.953	61.1	85.4	3:21.788		
12	46.636		45.745	90.6	51.999	136.9	155.8	2:24.380		28	47.879		47.909	86.7	54.649	137.4	<u>159.5</u>	2:30.437		
13	46.559		45.761	88.7	52.063	136.9	156.7	2:24.383		29	48.552		47.598	92.9	54.120	133.8	152.8	2:30.270		
14	46.707		45.958	91.1	51.962	136.4	156.1	2:24.627		30	48.317		48.165	90.3	53.991	130.9	148.6	2:30.473		
15	46.695		45.952	88.0	<u>51.834</u>	135.3	155.8	2:24.481		31	49.922		47.952	86.0	54.348	130.4	139.2	2:32.222		
16	46.917		46.310	91.1	52.159	135.3	154.5	2:25.386		32										

8 Buzzi-Montagne									CATERHAM SS600										
lap	Sect-1	Speed	Sect-2	Speed	Sect-3	Speed	TopSpeed	laptime	pit	lap	Sect-1	Speed	Sect-2	Speed	Sect-3	Speed	Topspeed	laptime	pit
1			48.975	94.4	53.708		138.6	2:37.610		17	47.998		46.540	100.0	Pit In	135.3	155.8	2:35.999	
2	47.383		47.679	93.4	53.807	141.7	163.6	2:28.869		18	Pit Out		48.179	95.3	55.262			5:27.647	
3	47.152		46.897	97.7	53.680	140.1	161.4	2:27.729		19	48.781		47.708	98.4	54.998	135.3	153.8	2:31.487	
4	47.903		46.631	96.3	53.497	144.6	170.6	2:28.031		20	48.026		51.981	89.9	55.319	134.8	154.1	2:35.326	
5	47.438		46.693	97.3	52.896	<u>146.9</u>	167.7	2:27.027		21	48.728		51.798	59.7	1:14.870	134.8	154.7	2:55.396	
6	47.202		47.176	102.0	53.324	144.6	169.8	2:27.702		22	1:00.144		1:07.188	73.9	1:25.069	103.2	117.1	3:32.401	
7	47.137		46.597	<u>105.8</u>	54.086	139.5	160.0	2:27.820		23	59.427		1:04.413	62.9	1:12.882	77.3	99.0	3:16.722	
8	47.794		46.607	103.2	53.421	139.0	159.3	2:27.822		24	48.329		47.333	93.3	<u>52.825</u>	<u>146.9</u>	<u>175.6</u>	2:28.487	
9	47.370		<u>46.299</u>	100.7	52.856	140.6	160.2	<u>2:26.525</u>		25	<u>46.822</u>		58.911	75.8	1:03.623	141.2	162.9	2:49.356	
10	47.125		46.829	103.7	53.571	141.2	161.9	2:27.525		26	1:48.705		1:42.598	52.5	1:29.274	94.7	111.6	5:00.577	
11	47.304		46.796	102.2	53.342	140.6	161.0	2:27.442		27	1:50.155		1:19.503	47.1	1:23.084	63.4	49.1	4:32.742	
12	47.901		47.154	103.6	54.371	139.5	158.6	2:29.426		28	1:12.594		59.848	69.9	1:10.048	68.6	82.2	3:22.490	
13	48.016		47.341	94.1	54.903	137.4	156.3	2:30.260		29	47.219		46.742	<u>105.8</u>	53.114	141.7	163.1	2:27.075	
14	47.979		47.482	96.4	53.619	136.9	155.4	2:29.080		30	47.777		46.825	85.0	53.984	141.7	154.9	2:28.586	
15	47.801		46.938	96.3	53.522	135.8	154.7	2:28.261		31	48.116		46.597	102.1	53.783	140.1	155.8	2:28.496	
16	48.120		46.680	97.8	53.383	135.3	153.0	2:28.183		32	47.440		46.878	93.3	53.541	136.9	156.1	2:27.859	

10 Andrade-M. Magalhães-L. Magalhães-Megre									CATERHAM SS600										
lap	Sect-1	Speed	Sect-2	Speed	Sect-3	Speed	TopSpeed	laptime	pit	lap	Sect-1	Speed	Sect-2	Speed	Sect-3	Speed	Topspeed	laptime	pit
1			54.634	79.1	59.315		124.6	2:47.736		16	49.099		<u>48.958</u>	88.5	<u>56.051</u>	134.3	154.9	<u>2:34.108</u>	
2	51.522		51.361	72.0	59.460	134.3	157.0	2:42.343		17	<u>49.025</u>		50.527	84.0	56.067	133.8	153.6	2:35.619	
3	51.396		51.347	81.1	59.508	135.3	<u>158.8</u>	2:42.251		18	53.686		52.307	80.5	Pit In	135.3	157.4	2:58.645	
4	53.670		50.916	76.2	59.026	133.3	154.7	2:43.612		19	Pit Out		1:19.217	69.6	1:33.088			7:35.097	
5	51.591		51.297	76.5	59.096	133.8	155.4	2:41.984		20	57.220		1:00.138	66.3	1:25.025	109.1	140.1	3:22.383	
6	50.949		50.390	77.6	58.356	133.8	154.5	2:39.695		21	1:08.312		1:04.359	65.9	1:11.171	77.3	94.7	3:23.842	
7	50.361		51.290	76.8	57.793	132.4	154.5	2:39.444		22	54.103		54.586	64.6	1:04.075	130.9	148.4	2:52.764	
8	50.234		50.197	76.9	58.242	134.8	154.5	2:38.673		23	53.723		53.876	68.5	1:03.045	129.5	152.5	2:50.644	
9	52.081		50.193	<u>92.6</u>	59.036	132.8	153.8	2:41.310		24	1:56.557		1:07.624	49.5	1:28.615	130.4	147.3	4:32.796	
10	52.854		50.074	84.3	57.574	130.0	153.4	2:40.502		25	1:51.909		1:18.400	43.8	1:22.945	59.2	42.9	4:33.254	
11	50.919		55.921	78.7	1:01.108	133.8	149.4	2:47.948		26	1:13.575		1:00.596	70.2	1:11.564	64.6	81.4	3:25.735	


CATERHAM MOTORSPORT IBERIA - PORTIMAO

Autódromo Internacional do Algarve

Caterham SS600 Endurance

23 - 25 April 2026

Laps and Sector Times - RACE

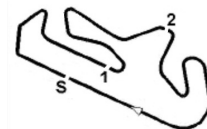
Autodromo Internacional Algarve - 4652mtr.

12	49.262	49.547	83.3	58.707	<u>136.4</u>	<u>158.8</u>	2:37.516	27	52.904	52.485	70.7	1:02.727	129.0	156.5	2:48.116
13	49.513	49.670	86.5	57.345	135.8	<u>158.8</u>	2:36.528	28	52.293	53.045	75.6	1:01.526	132.4	154.1	2:46.864
14	51.652	49.585	86.2	56.470	132.8	153.4	2:37.707	29	52.679	51.493	73.5	1:00.683	130.0	153.0	2:44.855
15	49.865	49.926	86.8	56.779	132.4	154.5	2:36.570	30	51.725	51.781	74.6	59.098	131.9	154.7	2:42.604

11 Passanha-Passanha-Guedes									CATERHAM SS600										
lap	Sect-1	Speed	Sect-2	Speed	Sect-3	Speed	TopSpeed	laptime	pit	lap	Sect-1	Speed	Sect-2	Speed	Sect-3	Speed	Topspeed	laptime	pit
1			46.644	102.4	54.020		132.0	2:29.474		17	46.684		45.427	97.6	52.373	135.8	155.4	2:24.484	
2	47.704		46.056	95.8	52.975	138.5	157.9	2:26.735		18	47.060		45.725	98.5	53.142	136.4	158.1	2:25.927	
3	47.588		46.241	99.2	52.870	136.4	154.9	2:26.699		19	50.922		47.099	91.8	58.804	130.4	143.8	2:36.825	
4	46.912		46.237	98.3	52.844	140.6	162.4	2:25.993		20	1:03.469		1:00.008	89.4	59.355	113.2	138.6	3:02.832	
5	47.096		46.132	97.8	52.649	140.6	162.2	2:25.877		21	53.632		1:07.707	69.1	1:16.433	127.2	132.0	3:17.772	
6	46.843		46.331	101.0	52.854	140.1	161.2	2:26.028		22	58.607		1:03.518	63.4	1:29.770	106.2	123.3	3:31.895	
7	46.702		46.225	101.6	52.740	140.1	167.7	2:25.667		23	55.063		1:06.060	64.9	1:17.296	80.0	111.9	3:18.419	
8	46.638		46.171	99.8	52.417	141.7	162.9	2:25.226		24	47.340		<u>44.938</u>	103.5	51.961	141.7	157.7	2:24.239	
9	46.639		46.257	<u>104.3</u>	52.674	141.7	162.7	2:25.570		25	46.607		1:00.530	76.2	1:03.949	139.0	157.2	2:51.086	
10	47.174		45.911	99.6	52.500	142.3	165.4	2:25.585		26	1:45.838		1:39.643	51.6	1:32.730	100.6	107.6	4:58.211	
11	46.733		46.903	93.3	52.728	142.3	163.6	2:26.364		27	1:48.473		1:19.233	60.8	1:24.100	62.6	51.3	4:31.806	
12	46.517		46.278	98.0	52.388	141.7	162.7	2:25.183		28	1:13.378		1:00.936	70.0	1:10.551	68.3	93.4	3:24.865	
13	46.565		46.073	101.1	52.769	142.9	<u>168.8</u>	2:25.407		29	<u>46.172</u>		45.043	100.0	<u>51.952</u>	<u>144.0</u>	158.6	<u>2:23.167</u>	
14	46.663		46.405	100.0	Pit In	140.6	162.7	2:30.940		30	46.648		45.057	102.5	52.336	133.3	153.8	2:24.041	
15	Pit Out		45.684	100.7	52.633			5:19.362		31	46.942		45.121	98.7	52.233	132.8	152.3	2:24.296	
16	46.972		45.423	98.6	52.157	134.3	154.7	2:24.552		32	47.015		45.380	96.9	52.053	135.3	154.3	2:24.448	

12 Machado-Avila									CATERHAM SS600										
lap	Sect-1	Speed	Sect-2	Speed	Sect-3	Speed	TopSpeed	laptime	pit	lap	Sect-1	Speed	Sect-2	Speed	Sect-3	Speed	Topspeed	laptime	pit
1			47.876	94.7	54.290		134.0	2:36.121		17	Pit Out		47.862	103.0	54.796			5:24.060	
2	47.654		46.878	90.8	53.723	141.7	162.9	2:28.255		18	48.787		48.207	98.6	59.499	132.8	153.8	2:36.493	
3	47.491		47.171	99.6	54.206	142.3	163.9	2:28.868		19	49.636		59.960	73.7	1:03.804	116.5	149.4	2:53.400	
4	<u>47.158</u>		46.902	94.6	53.379	<u>144.0</u>	<u>167.2</u>	2:27.439		20	55.527		51.454	92.4	1:06.039	111.8	113.8	2:53.020	
5	47.276		47.009	96.8	53.705	141.2	163.1	2:27.990		21	51.007		47.290	90.2	54.619	116.9	149.6	2:32.916	
6	47.913		47.580	96.4	53.818	137.9	154.7	2:29.311		22	48.463		47.530	93.0	1:12.545	135.3	156.5	2:48.538	
7	48.398		47.686	93.0	54.404	139.5	161.7	2:30.488		23	1:07.924		53.773	64.6	1:13.207	70.5	108.5	3:14.904	
8	47.779		47.190	91.1	53.486	139.0	160.5	2:28.455		24	48.227		47.254	103.8	53.556	138.5	161.7	2:29.037	
9	47.682		47.858	88.5	54.833	137.9	157.4	2:30.373		25	51.651		52.752	72.6	1:03.902	139.0	160.7	2:48.305	
10	48.303		47.810	94.7	54.341	135.3	154.9	2:30.454		26	1:57.913		1:34.362	56.2	1:29.175	93.5	101.7	5:01.450	
11	48.516		47.768	90.1	54.863	134.8	153.6	2:31.147		27	1:49.648		1:20.247	48.6	1:22.610	60.3	50.9	4:32.505	
12	49.043		48.230	91.2	54.512	134.8	152.5	2:31.785		28	1:12.430		59.154	66.4	1:10.134	69.8	75.0	3:21.718	
13	48.485		47.718	92.9	53.946	134.3	153.8	2:30.149		29	47.166		46.331	103.4	53.901	140.6	161.0	<u>2:27.398</u>	
14	49.010		47.581	95.2	54.009	134.8	153.4	2:30.600		30	47.630		<u>46.051</u>	<u>104.1</u>	54.006	135.8	154.3	2:27.687	
15	49.251		47.710	91.8	54.641	135.3	154.5	2:31.602		31	47.551		46.994	100.4	<u>53.254</u>	135.3	154.7	2:27.799	
16	48.866		47.243	91.8	Pit In	130.9	150.8	2:40.655		32	47.555		46.886	99.2	53.671	141.7	164.4	2:28.112	

14 Félix da Costa-Gaivão-Taxiarchis									CATERHAM SS600										
lap	Sect-1	Speed	Sect-2	Speed	Sect-3	Speed	TopSpeed	laptime	pit	lap	Sect-1	Speed	Sect-2	Speed	Sect-3	Speed	Topspeed	laptime	pit
1			47.073	<u>107.4</u>	Pit In		135.7	2:38.498		17	46.367		46.196	93.4	52.138	136.4	156.3	2:24.701	
2	Pit Out		45.640	90.4	52.902			2:49.627		18	46.732		45.636	92.3	52.099	136.9	155.8	2:24.467	
3	46.436		45.616	93.3	52.451	137.9	158.1	2:24.503		19	46.498		45.594	90.7	52.191	135.8	155.8	2:24.283	
4	46.426		45.483	93.4	52.468	140.6	160.7	2:24.377		20	46.828		45.818	90.7	Pit In	136.9	154.1	2:34.790	
5	45.993		46.038	94.2	52.373	140.6	160.7	2:24.404		21	Pit Out		1:14.372	88.2	55.429			6:18.294	
6	46.344		45.691	96.0	52.826	137.4	158.8	2:24.861		22	51.075		1:36.496	55.9	1:30.047	136.9	157.4	3:57.618	


CATERHAM MOTORSPORT IBERIA - PORTIMAO

Autódromo Internacional do Algarve

Caterham SS600 Endurance

23 - 25 April 2026

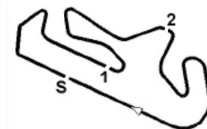
Laps and Sector Times - RACE

Autodromo Internacional Algarve - 4652mtr.

7	46.379	<u>45.247</u>	96.9	51.862	140.1	159.5	2:23.488	23	55.224	1:06.122	60.5	1:18.914	87.6	114.3	3:20.260
8	<u>45.844</u>	45.262	98.1	<u>51.806</u>	142.3	165.4	<u>2:22.912</u>	24	49.398	46.366	102.2	52.252	137.4	157.9	2:28.016
9	46.206	45.472	99.9	52.049	141.2	159.5	2:23.727	25	46.596	58.513	74.9	1:04.038	141.7	162.7	2:49.147
10	46.039	45.857	100.0	51.934	139.0	160.7	2:23.830	26	1:46.407	1:40.743	61.3	1:31.627	97.6	109.8	4:58.777
11	46.341	46.777	103.0	52.676	143.4	164.6	2:25.794	27	1:49.388	1:18.712	61.6	1:23.804	63.8	58.9	4:31.904
12	46.218	45.597	96.3	52.552	143.4	161.4	2:24.367	28	1:14.038	59.976	68.5	1:09.674	78.9	88.0	3:23.688
13	46.482	45.499	95.4	52.368	137.4	157.4	2:24.349	29	46.058	46.008	95.7	51.949	<u>150.6</u>	166.7	2:24.015
14	46.471	45.365	94.7	52.196	136.9	156.5	2:24.032	30	45.979	46.275	101.8	52.205	142.9	169.5	2:24.459
15	46.410	45.864	91.3	52.651	136.4	155.8	2:24.925	31	46.438	45.496	100.7	51.855	137.9	162.2	2:23.789
16	46.509	45.464	95.6	52.640	135.8	155.6	2:24.613	32	46.517	45.810	99.0	52.981	144.0	<u>171.2</u>	2:25.308

20 Andrade-Gilman-Gouveia									CATERHAM SS600										
lap	Sect-1	Speed	Sect-2	Speed	Sect-3	Speed	TopSpeed	laptime	pit	lap	Sect-1	Speed	Sect-2	Speed	Sect-3	Speed	TopSpeed	laptime	pit
1			49.863	87.8	55.612		137.9	2:41.536		17	48.296		46.642	89.5	54.221	133.8	154.3	2:29.159	
2	48.186		48.956	89.9	54.910	137.4	159.8	2:32.052		18	49.542		47.561	94.7	54.544	135.3	155.4	2:31.647	
3	49.055		49.805	89.5	55.344	136.4	155.8	2:34.204		19	53.050		46.838	88.5	53.968	133.3	153.2	2:33.856	
4	48.794		48.689	89.0	54.613	132.8	152.5	2:32.096		20	52.233		51.946	92.5	1:05.449	133.8	138.1	2:49.628	
5	47.816		47.770	83.5	54.037	136.9	156.3	2:29.623		21	51.685		47.616	94.4	54.996	109.1	146.9	2:34.297	
6	47.801		47.418	85.6	<u>53.449</u>	139.0	159.3	2:28.668		22	48.447		47.996	97.2	1:11.251	132.8	152.5	2:47.694	
7	<u>47.405</u>		47.161	87.7	54.029	140.1	160.0	2:28.595		23	1:07.698		53.932	60.1	1:14.975	63.2	110.5	3:16.605	
8	47.675		46.556	88.8	53.769	139.0	158.1	<u>2:28.000</u>		24	48.143		53.209	93.4	54.610	131.9	154.5	2:35.962	
9	47.909		47.406	90.9	54.636	140.6	161.9	2:29.951		25	49.765		46.809	<u>99.8</u>	1:02.368	136.9	155.6	2:38.942	
10	48.247		48.345	86.3	55.063	139.5	162.2	2:31.655		26	2:16.757		1:15.876	63.3	1:29.295	83.5	97.4	5:01.928	
11	48.868		48.139	89.3	56.056	133.3	151.3	2:33.063		27	1:49.886		1:20.200	43.4	1:22.023	60.3	51.0	4:32.109	
12	49.778		48.995	88.4	56.051	128.1	146.5	2:34.824		28	1:12.509		58.911	67.9	1:10.499	66.7	76.1	3:21.919	
13	49.779		48.229	86.2	Pit In	129.0	146.7	<u>2:42.396</u>		29	48.333		<u>46.363</u>	99.0	1:09.827	<u>142.3</u>	<u>166.9</u>	2:44.523	
14	Pit Out		48.267	85.2	54.109			<u>5:30.838</u>		30	48.547		47.969	90.2	54.482	133.8	152.8	2:30.998	
15	48.462		47.054	92.4	54.156	134.8	157.9	2:29.672		31	48.780		47.915	93.0	54.647	132.8	151.0	2:31.342	
16	48.362		47.919	94.5	53.558	136.4	156.1	2:29.839		32	48.145		47.151	94.1	54.865	135.3	155.2	2:30.161	

22 Sousa Coutinho-Mendes									CATERHAM SS600										
lap	Sect-1	Speed	Sect-2	Speed	Sect-3	Speed	TopSpeed	laptime	pit	lap	Sect-1	Speed	Sect-2	Speed	Sect-3	Speed	TopSpeed	laptime	pit
1			49.684	90.0	54.743		125.9	2:40.132		17	47.256		46.401	94.2	53.790	135.3	155.6	2:27.447	
2	49.396		48.687	88.9	54.580	140.1	162.4	2:32.663		18	47.536		50.481	76.5	1:03.631	136.9	159.1	2:41.648	
3	48.616		47.633	90.8	54.016	139.0	161.4	2:30.265		19	48.417		1:00.986	70.9	1:03.599	120.4	149.4	2:53.002	
4	49.095		47.410	93.3	54.403	139.5	160.2	2:30.908		20	55.688		51.331	89.6	1:06.450	110.8	113.8	2:53.469	
5	48.206		48.177	84.4	54.547	139.5	160.2	2:30.930		21	50.572		47.752	89.6	54.111	120.8	148.6	2:32.435	
6	48.059		47.280	90.8	54.340	139.5	161.0	2:29.679		22	48.403		48.047	86.8	1:12.271	136.9	151.9	2:48.721	
7	48.181		47.524	91.1	53.811	139.5	159.1	2:29.516		23	1:07.927		53.968	65.6	1:12.190	76.4	109.3	3:14.085	
8	48.629		47.268	92.7	53.864	137.9	156.7	2:29.761		24	48.314		47.330	97.9	53.538	<u>146.9</u>	166.7	2:29.182	
9	48.043		47.481	91.6	54.727	137.9	156.5	2:30.251		25	48.273		56.942	73.7	1:03.750	141.7	161.7	2:48.965	
10	48.139		47.655	85.2	54.849	138.5	157.7	2:30.643		26	2:16.213		1:16.088	54.8	1:28.843	96.5	104.4	5:01.144	
11	48.420		47.941	84.6	54.459	141.2	155.8	2:30.820		27	1:50.047		1:20.046	49.1	1:22.617	62.1	54.2	4:32.710	
12	48.478		48.076	84.1	54.486	138.5	157.7	2:31.040		28	1:12.305		59.634	69.1	1:09.114	69.6	75.6	3:21.053	
13	48.127		47.606	91.8	Pit In	137.9	158.4	<u>2:37.470</u>		29	<u>46.217</u>		<u>45.433</u>	<u>102.2</u>	53.151	<u>146.9</u>	<u>168.8</u>	<u>2:24.801</u>	
14	Pit Out		46.665	94.7	53.861			<u>5:15.308</u>		30	46.802		45.660	101.5	<u>52.976</u>	139.5	159.8	2:25.438	
15	47.797		46.566	92.7	53.419	133.8	155.6	2:27.782		31	47.118		45.584	100.7	53.115	142.3	161.4	2:25.817	
16	47.149		46.633	98.8	53.563	136.4	156.7	2:27.345		32	47.540		46.866	98.6	53.889	137.9	158.6	2:28.295	


CATERHAM MOTORSPORT IBERIA - PORTIMAO

Autódromo Internacional do Algarve

Caterham SS600 Endurance

23 - 25 April 2026

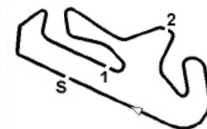
Laps and Sector Times - RACE

Autodromo Internacional Algarve - 4652mtr.

24 Moura-Vasconcelos Sá									CATERHAM SS600										
lap	Sect-1	Speed	Sect-2	Speed	Sect-3	Speed	TopSpeed	laptime	pit	lap	Sect-1	Speed	Sect-2	Speed	Sect-3	Speed	Topspeed	laptime	pit
1			58.242	95.7	53.096		132.2	2:40.723		13	<u>46.191</u>		46.576	94.5	52.951	141.7	164.9	2:25.718	
2	47.590		47.246	91.8	53.403	142.3	167.2	2:28.239		14	46.938		47.988	97.5	53.072	140.1	160.0	2:27.998	
3	47.230		46.358	96.3	53.169	139.0	158.6	2:26.757		15	48.229		47.532	93.3	53.194	137.4	155.6	2:28.955	
4	46.910		46.397	90.6	53.446	142.9	166.7	2:26.753		16	47.136		47.019	97.7	53.450	141.7	163.9	2:27.605	
5	46.855		46.115	95.0	53.337	<u>148.1</u>	<u>171.2</u>	2:26.307		17	47.652		46.842	93.5	52.945	142.3	159.8	2:27.439	
6	46.633		46.096	98.6	<u>52.371</u>	144.6	161.9	<u>2:25.100</u>		18	48.219		46.602	95.4	Pit In	137.4	160.2	2:35.084	
7	47.350		46.083	<u>99.8</u>	52.973	144.0	169.0	2:26.406		19	Pit Out		50.901	80.3	56.855			5:32.424	
8	46.940		46.534	98.6	52.690	147.5	165.1	2:26.164		20	49.873		49.316	90.8	53.478	128.6	146.5	2:32.667	
9	47.030		<u>45.827</u>	96.5	52.841	140.6	160.0	2:25.698		21	51.131		1:07.584	64.4	1:15.655	141.2	142.5	3:14.370	
10	47.019		46.641	96.2	53.158	140.6	160.7	2:26.818		22	59.042		1:04.779	77.1	1:28.119	105.3	116.4	3:31.940	
11	47.265		47.065	98.2	53.484	146.9	161.9	2:27.814		23	56.063		1:06.263	67.2	1:15.166	83.5	103.6	3:17.492	
12	46.428		46.269	97.8	52.595	142.3	163.1	2:25.292		24	49.454		47.429	98.4	53.807	146.3	167.7	2:30.690	

31 Andrade-Champalimaud									CATERHAM SS600										
lap	Sect-1	Speed	Sect-2	Speed	Sect-3	Speed	TopSpeed	laptime	pit	lap	Sect-1	Speed	Sect-2	Speed	Sect-3	Speed	Topspeed	laptime	pit
1			47.951	94.2	53.632		134.8	2:33.587		17	47.970		46.276	96.6	Pit In	135.8	157.2	2:33.940	
2	47.080		46.619	97.0	52.964	142.3	163.4	2:26.663		18	Pit Out		46.000	95.0	53.455			5:28.508	
3	47.214		46.784	95.2	53.221	145.7	166.2	2:27.219		19	47.490		48.819	76.5	56.620	138.5	156.3	2:32.929	
4	47.282		46.125	97.6	52.542	145.7	164.1	2:25.949		20	50.026		49.990	89.9	53.019	127.7	138.5	2:33.035	
5	47.285		47.044	93.2	53.946	145.7	165.6	2:28.275		21	51.042		1:07.809	60.0	1:15.253	141.2	152.3	3:14.104	
6	47.423		47.407	88.5	52.774	139.5	157.9	2:27.604		22	59.250		1:05.879	74.2	1:27.014	103.4	111.2	3:32.143	
7	47.600		46.455	100.2	53.520	137.9	159.8	2:27.575		23	56.666		1:05.802	64.4	1:14.873	80.7	101.9	3:17.341	
8	47.938		47.226	94.7	52.487	137.9	157.7	2:27.651		24	48.111		46.523	95.5	52.419	<u>146.9</u>	171.4	2:27.053	
9	47.791		46.141	<u>104.2</u>	52.869	142.9	165.6	2:26.801		25	46.502		58.723	73.5	1:03.773	145.2	168.8	2:48.998	
10	47.434		46.653	95.8	53.370	142.3	158.1	2:27.457		26	1:47.047		1:40.949	57.4	1:30.901	97.8	104.2	4:58.897	
11	47.748		47.176	100.0	53.604	142.3	162.9	2:28.528		27	1:49.587		1:19.048	59.2	1:23.423	66.4	57.9	4:32.058	
12	47.356		<u>45.645</u>	101.9	53.000	144.0	166.9	2:26.001		28	1:14.071		1:00.166	68.2	1:09.549	80.2	87.7	3:23.786	
13	46.776		45.797	100.9	53.126	142.3	163.9	2:25.699		29	46.144		45.647	96.1	<u>51.895</u>	146.3	<u>172.2</u>	<u>2:23.686</u>	
14	46.704		45.988	100.4	53.938	141.2	162.9	2:26.630		30	<u>46.049</u>		46.151	95.4	52.581	144.0	168.5	2:24.781	
15	47.891		47.180	102.8	53.332	137.9	156.3	2:28.403		31	46.233		46.155	93.6	52.752	140.6	165.1	2:25.140	
16	48.082		46.606	101.5	53.383	135.8	154.3	2:28.071		32	46.589		47.222	87.4	52.357	141.2	159.5	2:26.168	

33 Bravo-Zilhão									CATERHAM SS600										
lap	Sect-1	Speed	Sect-2	Speed	Sect-3	Speed	TopSpeed	laptime	pit	lap	Sect-1	Speed	Sect-2	Speed	Sect-3	Speed	Topspeed	laptime	pit
1			47.885	102.3	52.718		131.1	2:31.600		17	46.996		45.912	97.6	51.980	136.4	156.7	2:24.888	
2	46.983		45.726	97.7	52.457	<u>145.7</u>	166.4	2:25.166		18	46.159		46.130	101.4	52.626	142.9	160.0	2:24.915	
3	46.390		45.892	103.0	52.907	142.9	165.1	2:25.189		19	47.027		45.877	100.5	52.817	136.4	156.1	2:25.721	
4	46.793		46.341	97.8	52.558	138.5	157.2	2:25.692		20	48.242		48.143	94.3	Pit In	130.0	158.1	2:37.606	
5	47.036		45.905	99.9	52.931	139.0	158.6	2:25.872		21	Pit Out		47.856	93.4	1:00.307			5:33.738	
6	46.995		45.972	<u>104.9</u>	53.136	139.5	158.6	2:26.103		22	1:42.209		1:36.652	53.6	1:29.815	76.9	63.8	4:48.676	
7	46.733		46.194	101.0	52.630	139.0	157.7	2:25.557		23	55.949		1:06.248	59.1	1:19.468	100.6	108.8	3:21.665	
8	47.240		45.943	97.7	52.597	137.9	157.4	2:25.780		24	47.950		<u>45.130</u>	98.7	52.929	132.8	152.1	2:26.009	
9	46.449		46.286	104.4	52.891	141.7	164.4	2:25.626		25	46.973		59.280	76.1	1:04.352	141.7	161.7	2:50.605	
10	47.007		46.005	101.0	52.470	137.9	161.2	2:25.482		26	1:45.708		1:39.576	51.4	1:33.101	100.0	106.1	4:58.385	
11	46.782		47.370	98.3	52.274	143.4	163.1	2:26.426		27	1:48.789		1:18.692	60.4	1:24.173	61.5	51.8	4:31.654	
12	46.215		45.758	101.2	52.740	144.0	163.9	2:24.713		28	1:13.481		1:00.861	70.8	1:10.282	69.9	88.2	3:24.624	
13	46.829		46.112	100.9	52.457	137.4	157.4	2:25.398		29	46.119		45.596	90.9	52.011	<u>145.7</u>	<u>167.4</u>	<u>2:23.726</u>	
14	46.991		46.663	97.0	52.473	136.4	156.1	2:26.127		30	46.187		45.638	90.1	52.098	139.5	165.6	2:23.923	
15	46.211		45.876	103.2	52.622	140.1	160.5	2:24.709		31	46.838		45.838	90.8	<u>51.853</u>	140.1	162.4	2:24.529	


CATERHAM MOTORSPORT IBERIA - PORTIMAO

Autódromo Internacional do Algarve

Caterham SS600 Endurance

23 - 25 April 2026

Laps and Sector Times - RACE

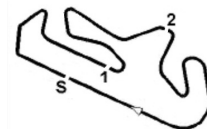
Autodromo Internacional Algarve - 4652mtr.

16	47.150	46.039	101.6	52.748	136.4	155.6	2:25.937	32	<u>45.862</u>	46.038	91.5	52.697	<u>145.7</u>	165.6	2:24.597
----	--------	--------	-------	--------	-------	-------	----------	----	---------------	--------	------	--------	--------------	-------	----------

40 R. Magalhães-Sousa Botelho									CATERHAM SS600										
lap	Sect-1	Speed	Sect-2	Speed	Sect-3	Speed	TopSpeed	laptime	pit	lap	Sect-1	Speed	Sect-2	Speed	Sect-3	Speed	Topspeed	laptime	pit
1			47.218	<u>102.9</u>	53.286		133.5	2:31.636		17	48.193		46.969	91.3	52.928	132.4	153.0	2:28.090	
2	47.916		47.068	95.0	53.659	141.2	<u>169.5</u>	2:28.643		18	47.630		46.268	90.6	52.992	133.3	157.7	2:26.890	
3	48.188		48.405	91.1	53.961	140.1	168.2	2:30.554		19	50.808		51.585	81.0	56.727	140.6	155.4	2:39.120	
4	46.781		47.561	94.9	53.444	139.5	165.6	2:27.786		20	48.759		50.176	89.4	53.590	133.8	154.7	2:32.525	
5	46.678		46.770	96.3	53.259	142.9	166.2	2:26.707		21	51.551		1:07.513	64.4	1:15.913	136.9	138.3	3:14.977	
6	47.573		47.394	96.7	53.529	139.0	163.9	2:28.496		22	58.843		1:04.413	72.9	1:28.520	105.6	119.5	3:31.776	
7	47.679		46.257	102.2	53.087	143.4	169.0	2:27.023		23	55.431		1:06.505	71.4	1:15.791	80.7	103.7	3:17.727	
8	47.219		46.885	90.3	53.177	144.0	168.8	2:27.281		24	47.329		<u>45.581</u>	95.5	52.276	146.9	168.0	2:25.186	
9	46.595		46.102	95.7	53.003	147.5	165.1	2:25.700		25	47.099		59.559	75.4	1:04.037	145.7	160.5	2:50.695	
10	46.673		45.671	98.6	52.903	139.0	160.5	2:25.247		26	1:46.182		1:40.097	55.3	1:32.625	100.3	107.0	4:58.904	
11	47.729		47.226	96.4	53.442	<u>149.4</u>	162.7	2:28.397		27	1:49.122		1:18.770	60.6	1:23.537	63.3	56.9	4:31.429	
12	47.548		46.119	102.5	52.962	148.8	165.6	2:26.629		28	1:13.805		1:00.619	69.0	1:09.821	72.9	98.5	3:24.245	
13	46.389		46.208	102.3	53.102	143.4	165.6	2:25.699		29	47.067		46.030	90.9	52.345	148.1	161.7	2:25.442	
14	47.046		46.562	96.5	52.903	141.7	165.6	2:26.511		30	<u>46.181</u>		45.769	92.3	52.111	141.2	165.1	<u>2:24.061</u>	
15	48.030		48.021	94.7	Pit In	141.2	164.1	<u>2:34.369</u>		31	46.546		46.106	89.0	52.484	145.7	167.4	2:25.136	
16	Pit Out		47.681	87.4	53.952			<u>5:21.746</u>		32	46.382		47.022	92.9	<u>52.098</u>	144.0	161.0	2:25.502	

48 Fonseca-Santos									CATERHAM SS600										
lap	Sect-1	Speed	Sect-2	Speed	Sect-3	Speed	TopSpeed	laptime	pit	lap	Sect-1	Speed	Sect-2	Speed	Sect-3	Speed	Topspeed	laptime	pit
1			47.320	98.2	54.269		138.3	2:34.186		17	48.004		46.458	93.2	54.389	136.9	159.1	2:28.851	
2	47.059		46.909	94.4	53.561	145.7	166.9	2:27.529		18	47.677		47.866	84.2	57.270	138.5	160.5	2:32.813	
3	47.156		47.771	99.5	53.569	142.9	167.7	2:28.496		19	49.987		59.408	72.7	1:03.528	118.0	147.9	2:52.923	
4	46.807		47.662	96.5	53.255	140.6	162.7	2:27.724		20	55.673		51.684	89.7	1:05.716	108.4	115.3	2:53.073	
5	46.920		46.082	97.2	54.530	142.9	162.9	2:27.532		21	51.528		47.075	89.5	54.327	110.8	146.1	2:32.930	
6	47.047		46.973	100.9	53.924	138.5	163.4	2:27.944		22	48.796		47.441	89.7	1:12.651	135.8	152.1	2:48.888	
7	46.943		46.383	<u>101.0</u>	53.403	139.5	160.0	<u>2:26.729</u>		23	1:07.677		53.875	63.0	1:13.035	66.2	109.8	3:14.587	
8	46.578		47.859	99.3	53.373	145.2	166.2	2:27.810		24	<u>46.425</u>		47.651	93.5	<u>53.215</u>	<u>146.3</u>	<u>169.0</u>	2:27.291	
9	47.497		46.703	94.7	Pit In	144.0	164.4	<u>2:37.628</u>		25	1:05.637		49.001	84.6	56.460	<u>146.3</u>	163.1	2:51.098	
10	Pit Out		46.286	99.6	54.289			<u>2:48.594</u>		26	2:15.385		1:17.739	57.3	1:28.434	91.6	93.7	5:01.558	
11	47.343		47.069	94.2	54.437	139.0	157.7	2:28.849		27	1:50.110		1:20.194	42.8	1:21.786	57.9	48.0	4:32.090	
12	48.009		47.186	96.9	53.571	139.0	157.9	2:28.766		28	1:12.419		59.191	64.6	1:10.942	64.4	77.0	3:22.552	
13	48.323		47.213	93.6	Pit In	139.0	159.3	<u>2:38.954</u>		29	47.352		46.796	90.5	55.604	142.3	166.7	2:29.752	
14	Pit Out		46.961	88.5	54.795			<u>5:24.927</u>		30	47.577		46.226	90.7	53.832	139.0	158.4	2:27.635	
15	47.513		46.946	94.0	53.962	136.9	158.8	2:28.421		31	47.853		<u>45.891</u>	93.0	53.744	138.5	157.7	2:27.488	
16	48.100		47.007	91.1	54.131	139.0	158.8	2:29.238		32	47.903		46.304	91.5	54.117	140.6	160.5	2:28.324	

70 Nobre da Veiga-Silva Ferreira-Lopes									CATERHAM SS600										
lap	Sect-1	Speed	Sect-2	Speed	Sect-3	Speed	TopSpeed	laptime	pit	lap	Sect-1	Speed	Sect-2	Speed	Sect-3	Speed	Topspeed	laptime	pit
1			45.120	102.6	52.157		125.6	2:25.441		17	46.415		<u>45.029</u>	<u>105.6</u>	52.166	136.9	157.7	2:23.610	
2	46.766		46.136	92.1	Pit In	139.0	159.3	<u>2:30.876</u>		18	46.090		45.169	105.3	52.591	138.5	158.8	2:23.850	
3	Pit Out		45.354	101.6	52.118			<u>2:46.827</u>		19	46.172		45.593	102.6	52.493	139.0	160.7	2:24.258	
4	46.453		45.463	99.7	51.862	140.1	159.5	2:23.778		20	46.631		46.333	90.3	Pit In	136.9	157.9	<u>2:33.158</u>	
5	46.090		45.460	100.6	52.297	139.5	161.4	2:23.847		21	Pit Out		46.819	89.6	1:05.046			<u>5:35.890</u>	
6	<u>45.976</u>		45.801	100.2	<u>51.545</u>	144.6	161.9	<u>2:23.322</u>		22	1:42.425		1:36.228	55.6	1:29.729	73.3	63.1	4:48.382	
7	46.711		45.968	104.9	52.669	<u>146.3</u>	<u>168.8</u>	2:25.348		23	56.043		1:07.676	61.7	1:17.584	101.4	117.3	3:21.303	
8	46.404		45.838	98.5	52.182	139.0	161.0	2:24.424		24	47.370		45.567	97.0	52.968	135.8	157.2	2:25.905	
9	47.639		45.579	103.3	52.651	137.9	154.9	2:25.869		25	47.474		1:00.684	80.0	1:03.867	136.9	155.4	2:52.025	



CATERHAM MOTORSPORT IBERIA - PORTIMAO

Autódromo Internacional do Algarve

Caterham SS600 Endurance

23 - 25 April 2026

Laps and Sector Times - RACE

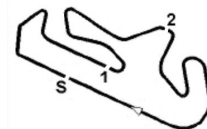
Autodromo Internacional Algarve - 4652mtr.

10	46.526	45.478	102.9	51.980	136.9	156.3	2:23.984	26	1:45.836	1:39.689	53.8	1:32.965	105.0	115.6	4:58.490
11	46.700	45.506	103.1	51.923	137.4	156.7	2:24.129	27	1:47.925	1:18.900	64.5	1:24.863	62.6	55.2	4:31.688
12	46.413	45.329	103.9	52.460	143.4	159.8	2:24.202	28	1:13.163	1:01.193	72.6	1:11.096	72.9	89.8	3:25.452
13	46.458	45.440	103.3	52.285	137.4	158.1	2:24.183	29	46.614	45.093	98.2	52.353	139.0	157.4	2:24.060
14	46.457	45.455	104.8	52.191	137.4	157.0	2:24.103	30	46.477	45.179	96.9	52.374	137.4	160.7	2:24.030
15	46.667	45.413	104.3	52.299	136.4	157.2	2:24.379	31	46.502	45.479	93.3	52.759	136.9	159.8	2:24.740
16	46.529	45.501	101.5	52.196	136.4	157.4	2:24.226	32	46.923	45.568	99.5	53.522	141.2	157.7	2:26.013

77 Crocicchia-Canizares-Bello									CATERHAM SS600										
lap	Sect-1	Speed	Sect-2	Speed	Sect-3	Speed	TopSpeed	laptime	pit	lap	Sect-1	Speed	Sect-2	Speed	Sect-3	Speed	Topspeed	laptime	pit
1			48.077	92.1	53.711		127.8	2:31.158		17	46.806		45.663	93.6	52.164	136.4	156.1	2:24.633	
2	47.971		47.161	87.9	53.668	136.9	162.9	2:28.800		18	46.989		45.502	94.2	52.311	135.8	157.7	2:24.802	
3	48.190		46.113	95.2	52.927	140.6	163.4	2:27.230		19	47.420		46.209	90.2	52.289	139.5	158.6	2:25.918	
4	47.314		45.773	97.2	52.771	140.1	161.4	2:25.858		20	1:02.990		59.662	81.8	59.106	138.5	134.7	3:01.758	
5	47.528		46.989	93.2	54.143	140.1	161.0	2:28.660		21	53.657	1:07.767	68.1	1:16.300	127.7	130.9	3:17.724		
6	47.764		46.809	95.9	53.084	136.9	158.1	2:27.657		22	58.769	1:03.804	61.0	1:29.518	106.8	128.3	3:32.091		
7	47.511		46.817	91.8	53.248	137.4	162.4	2:27.576		23	54.962	1:06.252	67.4	1:17.020	80.5	111.3	3:18.234		
8	47.780		46.593	93.1	52.605	135.8	159.3	2:26.978		24	49.016		47.549	101.7	51.957	141.2	164.1	2:28.522	
9	48.448		46.548	96.9	52.482	136.9	156.5	2:27.478		25	46.464		58.521	73.0	1:03.725	144.6	162.9	2:48.710	
10	47.605		46.354	96.4	52.812	142.3	156.3	2:26.771		26	1:47.528	1:41.017	57.8	1:30.773	99.2	103.9	4:59.318		
11	47.966		46.811	99.4	52.700	136.9	156.7	2:27.477		27	1:49.579	1:19.294	55.1	1:23.153	65.7	54.9	4:32.026		
12	47.218		45.692	95.7	52.675	137.9	156.5	2:25.585		28	1:13.821	1:00.175	67.9	1:09.014	79.1	91.0	3:23.010		
13	46.583		45.519	95.7	52.326	139.5	162.7	2:24.428		29	<u>46.121</u>		<u>45.155</u>	98.2	51.853	<u>150.6</u>	<u>171.7</u>	<u>2:23.129</u>	
14	46.466		45.737	94.8	Pit In	140.6	163.9	2:31.919		30	46.217		45.636	99.8	<u>51.710</u>	140.1	168.0	2:23.563	
15	Pit Out		45.228	100.8	53.016			5:16.319		31	46.479		45.277	95.6	52.501	141.2	160.2	2:24.257	
16	46.333		45.565	97.3	52.347	138.5	159.5	2:24.245		32	46.231		45.801	<u>103.2</u>	52.782	140.6	161.7	2:24.814	

81 Matos-Almeida									CATERHAM SS600										
lap	Sect-1	Speed	Sect-2	Speed	Sect-3	Speed	TopSpeed	laptime	pit	lap	Sect-1	Speed	Sect-2	Speed	Sect-3	Speed	Topspeed	laptime	pit
1			47.133	92.5	54.048		130.6	2:34.766		17	48.113		46.934	95.5	54.224	135.3	155.2	2:29.271	
2	47.576		47.134	95.8	53.700	142.9	167.4	2:28.410		18	48.503		55.407	88.4	59.786	134.3	155.8	2:43.696	
3	48.685		47.735	99.6	54.309	140.6	163.4	2:30.729		19	57.315	1:01.083	76.3	1:04.200	111.5	127.4	3:02.598		
4	47.400		47.006	95.4	53.698	143.4	167.4	2:28.104		20	55.095		51.467	91.8	1:06.530	108.8	118.4	2:53.092	
5	48.127		47.069	93.3	53.553	141.7	163.6	2:28.749		21	50.101		47.867	96.0	54.653	123.7	149.6	2:32.621	
6	47.087		46.804	92.0	53.655	141.2	162.7	2:27.546		22	47.966		48.123	90.8	1:12.198	135.3	155.4	2:48.287	
7	47.272		48.054	89.4	53.533	<u>144.0</u>	165.1	2:28.859		23	1:07.916		53.720	64.9	1:13.003	77.4	102.0	3:14.639	
8	47.411		46.710	98.3	<u>53.159</u>	140.6	164.1	2:27.280		24	47.958		47.298	<u>103.4</u>	53.937	<u>144.0</u>	<u>167.7</u>	2:29.193	
9	47.039		<u>46.561</u>	93.9	54.035	141.7	163.9	2:27.635		25	47.331		57.140	75.8	1:03.854	<u>144.0</u>	160.5	2:48.325	
10	48.321		47.198	94.4	54.589	135.8	154.3	2:30.108		26	1:48.815	1:42.851	55.9	1:29.131	103.7	105.0	5:00.797		
11	48.691		47.417	88.2	54.318	133.8	150.4	2:30.426		27	1:50.396	1:19.211	50.0	1:22.935	62.6	47.5	4:32.542		
12	48.633		46.706	93.5	54.107	133.8	153.4	2:29.446		28	1:12.555		59.529	68.6	1:09.672	70.0	79.1	3:21.756	
13	48.350		47.076	91.9	53.839	137.4	157.9	2:29.265		29	<u>46.406</u>		47.096	102.9	53.581	142.3	164.1	<u>2:27.083</u>	
14	48.320		46.905	92.8	53.938	135.3	156.1	2:29.163		30	47.779		46.587	91.1	54.072	137.4	158.1	2:28.438	
15	48.368		47.333	86.1	Pit In	134.8	154.7	2:37.971		31	48.626		46.875	102.5	53.516	134.8	154.5	2:29.017	
16	Pit Out		47.513	92.3	54.208			5:22.645		32	47.062		47.404	97.2	53.841	141.7	163.1	2:28.307	

88 Santos-Antunes									CATERHAM SS600										
lap	Sect-1	Speed	Sect-2	Speed	Sect-3	Speed	TopSpeed	laptime	pit	lap	Sect-1	Speed	Sect-2	Speed	Sect-3	Speed	Topspeed	laptime	pit
1			47.217	92.3	53.109		135.8	2:31.074		17	<u>46.016</u>		45.869	96.0	52.439	142.3	162.9	<u>2:24.324</u>	
2	48.040		47.105	97.6	53.304	139.0	160.2	2:28.449		18	<u>46.845</u>		46.246	101.8	Pit In	137.4	157.7	2:31.138	
3	46.987		46.512	94.8	52.551	139.0	160.7	2:26.050		19	Pit Out		47.751	96.5	59.496			5:28.237	



CATERHAM MOTORSPORT IBERIA - PORTIMAO

Autódromo Internacional do Algarve

Caterham SS600 Endurance

23 - 25 April 2026

Laps and Sector Times - RACE

Autodromo Internacional Algarve - 4652mtr.

4	46.509	46.219	99.4	52.689	141.2	161.0	2:25.417	20	1:05.116	58.414	86.9	59.604	125.4	141.5	3:03.134
5	46.391	45.883	101.0	52.661	143.4	164.6	2:24.935	21	54.182	1:08.304	71.7	1:16.347	109.4	130.4	3:18.833
6	46.095	46.310	98.0	52.475	143.4	166.4	2:24.880	22	58.508	1:03.564	60.6	1:30.073	106.2	120.9	3:32.145
7	46.287	45.907	98.4	52.578	144.0	166.2	2:24.772	23	54.561	1:06.459	64.4	1:18.137	82.9	115.9	3:19.157
8	46.418	45.889	96.9	52.418	143.4	164.9	2:24.725	24	49.519	47.311	104.2	<u>52.223</u>	136.4	158.6	2:29.053
9	46.809	46.922	<u>105.9</u>	52.671	138.5	157.7	2:26.402	25	47.587	58.528	72.5	1:03.379	143.4	165.9	2:49.494
10	46.514	<u>45.681</u>	99.6	52.869	<u>145.2</u>	160.7	2:25.064	26	1:48.096	1:41.702	59.9	1:30.344	96.0	105.4	5:00.142
11	47.151	46.918	100.7	52.303	139.0	160.0	2:26.372	27	1:49.508	1:19.909	51.5	1:23.051	66.2	51.9	4:32.468
12	47.184	45.926	94.7	52.740	139.0	159.8	2:25.850	28	1:13.134	1:00.045	65.4	Pit In	73.9	87.6	3:30.911
13	46.468	46.058	101.9	52.489	141.2	<u>166.7</u>	2:25.015	29	Pit Out	46.208	96.3	53.518			2:48.213
14	46.242	46.548	100.1	52.694	142.3	163.6	2:25.484	30	47.128	46.162	102.2	52.996	138.5	157.7	2:26.286
15	46.929	46.003	95.6	52.897	135.8	158.1	2:25.829	31	47.052	46.889	91.8	53.362	138.5	157.9	2:27.303
16	46.811	46.205	99.5	52.346	140.1	163.9	2:25.362	32	48.209	46.665	105.5	53.181	136.9	157.9	2:28.055

91		Grilo-Grilo								CATERHAM SS600									
lap	Sect-1	Speed	Sect-2	Speed	Sect-3	Speed	TopSpeed	laptime	pit	lap	Sect-1	Speed	Sect-2	Speed	Sect-3	Speed	Topspeed	laptime	pit
1			48.506	99.6	53.128		140.6	2:36.157		17	46.753		46.305	81.4	52.621	138.5	160.2	2:25.679	
2	46.856		46.938	98.9	53.541	<u>147.5</u>	166.7	2:27.335		18	47.198		45.919	96.8	53.721	136.4	158.6	2:26.838	
3	47.528		47.083	106.1	54.757	146.9	171.4	2:29.368		19	49.063		48.634	94.7	55.336	137.9	158.1	2:33.033	
4	47.155		46.612	98.0	52.908	142.3	165.4	2:26.675		20	48.546		52.690	96.9	54.020	135.8	157.0	2:35.256	
5	46.376		46.779	95.0	52.736	145.2	169.3	2:25.891		21	53.693	1:07.847	71.2	1:16.213	130.9	126.8	3:17.753		
6	46.786		47.575	98.9	53.690	144.0	164.4	2:28.051		22	58.668	1:03.992	63.5	1:29.308	103.7	125.0	3:31.968		
7	48.245		46.318	99.8	53.204	141.2	162.4	2:27.767		23	55.201	1:06.146	73.8	1:16.713	78.6	109.3	3:18.060		
8	51.066		45.876	106.3	53.210	<u>147.5</u>	<u>175.3</u>	2:30.152		24	48.989		46.563	99.9	52.610	145.2	163.1	2:28.162	
9	47.415		46.376	101.0	52.342	142.3	161.7	2:26.133		25	47.107		58.465	71.8	1:03.718	141.7	167.7	2:49.290	
10	<u>46.030</u>		46.107	90.8	<u>52.262</u>	143.4	167.2	<u>2:24.399</u>		26	1:47.832	1:41.053	62.0	1:30.629	99.7	104.5	4:59.514		
11	46.315		46.034	103.8	54.338	142.9	164.9	2:26.687		27	1:49.469	1:19.464	54.6	1:23.138	63.8	55.3	4:32.071		
12	46.812		46.127	103.3	52.584	145.2	167.7	2:25.523		28	1:13.651	1:00.101	65.7	1:09.740	80.0	96.3	3:23.492		
13	46.646		46.329	98.9	52.708	146.3	162.9	2:25.683		29	46.385		45.777	102.0	52.790	<u>147.5</u>	168.5	2:24.952	
14	46.754		<u>45.525</u>	106.7	53.650	144.0	162.9	2:25.929		30	47.214		46.133	<u>108.4</u>	54.085	141.2	164.1	2:27.432	
15	47.527		50.569	104.8	Pit In	135.8	156.3	2:39.368		31	47.844		46.533	100.4	53.912	139.0	156.7	2:28.289	
16	Pit Out		46.684	100.0	53.503			5:19.734		32	47.839		46.500	98.0	53.484	139.5	161.0	2:27.823	

93		Ribeiro-Pedro Ribeiro-Garoupa								CATERHAM SS600									
lap	Sect-1	Speed	Sect-2	Speed	Sect-3	Speed	TopSpeed	laptime	pit	lap	Sect-1	Speed	Sect-2	Speed	Sect-3	Speed	Topspeed	laptime	pit
1	Pit Out		46.081	90.5	52.622			2:23.652		10	<u>46.411</u>		46.228	<u>103.6</u>	53.669	141.7	165.9	2:26.308	
2	48.025		47.225	91.3	52.999	142.9	161.0	2:28.249		11	47.217		<u>45.718</u>	97.7	52.799	135.3	155.8	2:25.734	
3	47.099		45.987	100.5	52.763	136.9	159.3	2:25.849		12	46.624		46.032	97.3	52.635	139.5	157.9	2:25.291	
4	48.210		46.390	90.8	53.419	144.6	168.2	2:28.019		13	46.629		45.845	94.0	52.802	139.0	160.5	<u>2:25.276</u>	
5	47.568		47.592	98.0	53.400	<u>146.9</u>	<u>171.4</u>	2:28.560		14	46.668		46.033	96.5	53.192	139.5	160.0	2:25.893	
6	46.637		47.164	95.8	53.294	142.3	168.5	2:27.095		15	46.998		46.241	95.7	52.673	136.9	158.4	2:25.912	
7	47.292		47.509	93.1	52.938	142.9	171.2	2:27.739		16	48.119		47.215	92.2	53.106	139.0	151.9	2:28.440	
8	46.837		46.942	100.1	53.392	138.5	159.3	2:27.171		17	47.134		46.341	93.3	<u>52.606</u>	143.4	161.9	2:26.081	
9	46.991		46.213	93.1	53.079	141.2	164.1	2:26.283		18	47.797		46.907	95.4	54.099	133.8	153.2	2:28.803	