


CATERHAM MOTORSPORT IBERIA - PORTIMAO

Autódromo Internacional do Algarve

Caterham Motorsport Iberia 420R

23 - 25 April 2026

Laps and Sector Times - TREINO PRIVADO 1

Autodromo Internacional Algarve - 4652mtr.

3 Saraiva-Saraiva									CATERHAM 420R										
lap	Sect-1	Speed	Sect-2	Speed	Sect-3	Speed	TopSpeed	laptime	pit	lap	Sect-1	Speed	Sect-2	Speed	Sect-3	Speed	Topspeed	laptime	pit
1	Pit Out		52.060	77.9	53.986			2:32.840		7	37.772		37.637	112.7	43.836	186.5	213.9	1:59.245	
2	38.934		37.803	120.5	43.703	184.6	207.3	2:00.440		8	37.896		37.570	112.3	44.531	179.1	211.8	1:59.997	
3	38.023		37.644	111.5	43.439	181.8	215.1	1:59.106		9	38.084		37.553	114.8	44.110	174.8	203.4	1:59.747	
4	38.083		37.474	113.8	43.728	184.6	210.5	1:59.285		10	37.753		37.593	115.9	43.799	178.2	210.9	1:59.145	
5	8:07.401		38.148	106.7	44.059	176.5		9:29.608		11	37.727		37.623	114.3	43.942	180.0	211.8	1:59.292	
6	14:55.962		39.037	118.8	45.623	179.1	210.5	16:20.622		12	38.253		38.608	106.8	Pit In	175.6	206.1	2:10.411	

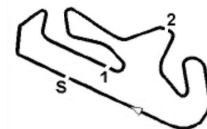
4 Diogo Castro									CATERHAM 420R										
lap	Sect-1	Speed	Sect-2	Speed	Sect-3	Speed	TopSpeed	laptime	pit	lap	Sect-1	Speed	Sect-2	Speed	Sect-3	Speed	Topspeed	laptime	pit
1	Pit Out		42.197	101.6	45.895			2:06.915		5	15:25.472		38.578	100.6	44.253	178.2	210.9	16:48.303	
2	41.612		39.712	99.0	44.965	172.2	202.6	2:06.289		6	38.466		41.851	101.2	Pit In	173.9	205.3	2:19.940	
3	39.053		38.230	114.2	44.746	173.9	203.0	2:02.029		7	Pit Out		38.231	104.3	Pit In			11:37.384	
4	8:39.844		38.405	109.3	44.524	172.2	200.7	10:02.773		8									

6 J. J. Oliveira									CATERHAM 420R										
lap	Sect-1	Speed	Sect-2	Speed	Sect-3	Speed	TopSpeed	laptime	pit	lap	Sect-1	Speed	Sect-2	Speed	Sect-3	Speed	Topspeed	laptime	pit
1	Pit Out		39.499	103.4	Pit In			2:16.510		6	37.580		37.021	105.3	43.595	179.1	208.5	1:58.196	
2	Pit Out		38.228	106.9	43.803			3:38.169		7	37.655		37.000	116.5	43.278	178.2	209.3	1:57.933	
3	37.977		37.476	110.3	43.412	175.6	205.7	1:58.865		8	38.384		37.131	115.0	43.271	183.7	214.7	1:58.786	
4	26:26.794		38.329	106.3	43.755	178.2	208.5	27:48.878		9	37.240		37.048	114.4	43.490	189.5	213.4	1:57.778	
5	38.029		37.317	111.9	43.663	179.1	207.3	1:59.009		10	38.687		37.853	113.0	Pit In	178.2	208.5	2:10.208	

9 Mark Stansfield									CATERHAM 420R										
lap	Sect-1	Speed	Sect-2	Speed	Sect-3	Speed	TopSpeed	laptime	pit	lap	Sect-1	Speed	Sect-2	Speed	Sect-3	Speed	Topspeed	laptime	pit
1	Pit Out		41.231	90.9	47.313			2:15.264		8	37.884		37.632	114.3	44.144	184.6	214.7	1:59.660	
2	40.431		39.156	100.6	44.852	158.6	172.5	2:04.439		9	37.956		37.499	119.7	43.941	184.6	214.3	1:59.396	
3	39.647		38.237	110.7	44.443	179.1	184.3	2:02.327		10	37.950		37.116	118.9	44.277	184.6	214.3	1:59.343	
4	38.249		38.085	108.1	44.295	179.1	207.7	2:00.629		11	38.030		37.471	108.5	43.870	185.6	211.8	1:59.371	
5	9:38.252		38.353	110.9	44.503	177.3	206.5	11:01.108		12	38.548		37.498	114.8	44.011	182.7	209.3	2:00.057	
6	14:54.828		38.039	112.3	44.094	184.6	204.9	16:16.961		13	37.661		37.525	100.7	45.051	182.7	214.7	2:00.237	
7	37.934		37.733	113.3	43.979	180.9	215.1	1:59.646		14	38.126		37.786	115.1	43.904	190.5	201.1	1:59.816	

10 João P C Costa									CATERHAM 420R										
lap	Sect-1	Speed	Sect-2	Speed	Sect-3	Speed	TopSpeed	laptime	pit	lap	Sect-1	Speed	Sect-2	Speed	Sect-3	Speed	Topspeed	laptime	pit
1	Pit Out		39.154	104.5	44.176			2:02.703		7	37.694		37.562	113.9	43.712	188.5	212.6	1:58.968	
2	38.114		37.918	113.0	44.043	175.6	209.3	2:00.075		8	37.465		37.607	108.7	43.650	177.3	209.7	1:58.722	
3	38.308		37.697	109.4	44.317	183.7	213.4	2:00.322		9	39.404		37.975	118.6	44.333	180.9	213.0	2:01.712	
4	39.808		43.437	105.4	44.221	178.2	209.7	2:07.466		10	37.583		37.509	112.4	43.594	180.9	213.9	1:58.686	
5	9:24.714		37.814	117.8	43.905	180.9	214.7	10:46.433		11	40.127		39.121	105.6	45.685	189.5	213.9	2:04.933	
6	15:01.222		37.657	116.5	44.703	175.6	212.2	16:23.582		12	37.541		37.610	109.0	Pit In	180.9	215.6	2:12.411	

13 Teixeira-Teixeira									CATERHAM 420R										
lap	Sect-1	Speed	Sect-2	Speed	Sect-3	Speed	TopSpeed	laptime	pit	lap	Sect-1	Speed	Sect-2	Speed	Sect-3	Speed	Topspeed	laptime	pit
1	Pit Out		39.947	99.3	46.199			2:14.988		5	39.609		39.736	95.9	45.181	173.9	202.2	2:04.526	
2	40.111		42.069	96.1	46.089	174.8	204.9	2:08.269		6	39.687		39.035	98.0	45.199	173.9	203.0	2:03.921	
3	40.020		39.605	95.0	45.136	176.5	208.9	2:04.761		7	39.443		39.470	98.9	44.913	176.5	207.3	2:03.826	
4	40.586		39.735	94.3	45.297	173.1	204.5	2:05.618		8									


CATERHAM MOTORSPORT IBERIA - PORTIMAO

Autódromo Internacional do Algarve

Caterham Motorsport Iberia 420R

23 - 25 April 2026

Laps and Sector Times - TREINO PRIVADO 1

Autodromo Internacional Algarve - 4652mtr.

14 Bruno Knudsen									CATERHAM 420R										
lap	Sect-1	Speed	Sect-2	Speed	Sect-3	Speed	TopSpeed	laptime	pit	lap	Sect-1	Speed	Sect-2	Speed	Sect-3	Speed	Topspeed	laptime	pit
1	Pit Out		43.466	92.6	47.688			2:18.248		7	38.099		<u>37.684</u>	107.2	44.425	179.1	208.1	2:00.208	
2	41.541		39.359	105.9	44.645	166.7	197.8	2:05.545		8	38.182		37.858	104.8	43.996	174.8	204.9	2:00.036	
3	39.005		38.112	104.8	44.675	174.8	205.3	2:01.792		9	38.427		37.778	110.5	43.777	175.6	204.5	1:59.982	
4	38.695		38.153	102.8	Pit In	174.8	204.5	2:06.996		10	41.821		41.751	107.1	Pit In	175.6	206.9	2:14.965	
5	Pit Out		41.464	96.5	44.034			10:17.873		11	Pit Out		39.258	106.0	48.647			5:21.587	
6	<u>15:27.619</u>		39.572	92.3	44.502	183.7	210.9	16:51.693		12	37.945		38.187	<u>113.9</u>	<u>43.664</u>	<u>185.6</u>	<u>214.7</u>	<u>1:59.796</u>	

15 Santiago Ribeiro									CATERHAM 420R										
lap	Sect-1	Speed	Sect-2	Speed	Sect-3	Speed	TopSpeed	laptime	pit	lap	Sect-1	Speed	Sect-2	Speed	Sect-3	Speed	Topspeed	laptime	pit
1	Pit Out		39.453	100.2	45.467			2:06.037		8	38.222		37.903	102.7	45.463	<u>188.5</u>	210.1	2:01.588	
2	38.664		37.901	110.5	44.675	173.9	205.7	2:01.240		9	38.600		38.151	104.8	44.125	178.2	208.9	2:00.876	
3	38.219		37.885	105.1	44.673	181.8	209.7	2:00.777		10	38.307		37.960	110.2	44.840	174.8	206.5	2:01.107	
4	38.090		38.152	107.2	44.106	184.6	210.9	2:00.348		11	39.320		38.228	106.9	44.246	169.0	203.8	2:01.794	
5	9:42.076		<u>37.796</u>	107.6	44.169	176.5	207.3	11:04.041		12	38.680		38.044	<u>114.5</u>	44.634	173.9	204.5	2:01.358	
6	15:22.843		38.626	99.4	<u>43.673</u>	178.2	208.1	16:45.142		13	39.106		38.125	103.8	44.115	172.2	200.4	2:01.346	
7	<u>38.013</u>		37.833	106.0	43.873	179.1	207.3	<u>1:59.719</u>		14									

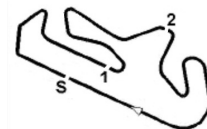
16 Francisco Costa									CATERHAM 420R										
lap	Sect-1	Speed	Sect-2	Speed	Sect-3	Speed	TopSpeed	laptime	pit	lap	Sect-1	Speed	Sect-2	Speed	Sect-3	Speed	Topspeed	laptime	pit
1	Pit Out		40.388	105.4	46.045			2:07.380		3	38.789		39.301	<u>107.5</u>	44.865	173.9	204.5	2:02.955	
2	39.602		39.431	106.2	45.176	169.8	202.6	2:04.209		4	<u>38.600</u>		<u>38.975</u>	105.1	<u>44.705</u>	175.6	<u>207.7</u>	<u>2:02.280</u>	

18 Phil Jenkins									CATERHAM 420R										
lap	Sect-1	Speed	Sect-2	Speed	Sect-3	Speed	TopSpeed	laptime	pit	lap	Sect-1	Speed	Sect-2	Speed	Sect-3	Speed	Topspeed	laptime	pit
1	Pit Out		38.855	111.9	44.713			2:04.663		9	38.075		37.586	119.7	43.870	174.8	206.9	1:59.531	
2	38.781		37.725	118.6	44.175	178.2	199.6	2:00.681		10	37.916		37.733	120.3	<u>43.659</u>	183.7	209.7	1:59.308	
3	37.862		37.749	123.1	44.507	181.8	210.5	2:00.118		11	38.300		<u>37.065</u>	120.5	44.302	181.8	195.3	1:59.667	
4	38.096		37.544	115.4	44.023	175.6	204.9	1:59.663		12	37.994		37.461	115.8	44.251	180.9	212.2	1:59.706	
5	37.765		37.524	122.6	43.839	180.0	<u>213.4</u>	<u>1:59.128</u>		13	38.902		37.369	<u>124.0</u>	43.915	173.1	210.9	2:00.186	
6	8:08.157		38.045	110.0	43.929	180.9		9:30.131		14	<u>37.751</u>		37.547	112.9	44.393	<u>187.5</u>	<u>213.4</u>	1:59.691	
7	14:48.566		38.546	111.5	44.471	179.1	200.0	16:11.583		15	38.255		37.741	117.8	Pit In	178.2	205.3	2:08.790	
8	38.203		37.786	115.4	44.243	181.8	203.0	2:00.232		16									

20 Fernando Costa									CATERHAM 420R										
lap	Sect-1	Speed	Sect-2	Speed	Sect-3	Speed	TopSpeed	laptime	pit	lap	Sect-1	Speed	Sect-2	Speed	Sect-3	Speed	Topspeed	laptime	pit
1	Pit Out		45.624	90.8	49.427			2:17.769		4	Pit Out		42.343	<u>99.0</u>	47.869			7:29.461	
2	41.445		41.358	95.6	47.034	171.4	203.4	2:09.837		5	41.351		<u>40.560</u>	98.8	<u>45.929</u>	169.0	194.2	<u>2:07.840</u>	
3	<u>40.090</u>		41.411	89.7	Pit In	<u>173.9</u>	<u>206.1</u>	<u>2:28.363</u>		6									

22 Prada-Hobeika									CATERHAM 420R										
lap	Sect-1	Speed	Sect-2	Speed	Sect-3	Speed	TopSpeed	laptime	pit	lap	Sect-1	Speed	Sect-2	Speed	Sect-3	Speed	Topspeed	laptime	pit
1	Pit Out		50.615	80.6	56.746			17:03.372		4	Pit Out		46.371	84.1	50.934			6:22.059	
2	47.615		46.906	85.9	54.318	155.8	184.3	2:28.839		5	<u>44.063</u>		<u>44.695</u>	<u>87.4</u>	<u>49.384</u>	<u>165.1</u>	<u>200.4</u>	<u>2:18.142</u>	
3	46.337		45.638	87.3	Pit In	155.8	192.2	2:33.259		6									

23 Diogo Costa									CATERHAM 420R										
lap	Sect-1	Speed	Sect-2	Speed	Sect-3	Speed	TopSpeed	laptime	pit	lap	Sect-1	Speed	Sect-2	Speed	Sect-3	Speed	Topspeed	laptime	pit
1	Pit Out		47.249	94.0	48.135			2:17.974		6	38.348		37.562	118.6	43.625	178.2	208.5	1:59.535	
2	15:01.449		38.899	106.8	44.817	175.6	206.9	16:25.165		7	<u>37.410</u>		37.555	115.1	44.048	185.6	214.7	1:59.013	
3	38.302		37.562	<u>119.1</u>	43.774	180.0	210.9	1:59.638		8	38.111		37.530	114.4	43.671	179.1	208.5	1:59.312	
4	37.780		37.474	115.1	<u>43.318</u>	185.6	210.9	1:58.572		9	37.538		<u>37.409</u>	116.8	43.479	183.7	214.7	<u>1:58.426</u>	


CATERHAM MOTORSPORT IBERIA - PORTIMAO

Autódromo Internacional do Algarve

Caterham Motorsport Iberia 420R

23 - 25 April 2026

Laps and Sector Times - TREINO PRIVADO 1

Autodromo Internacional Algarve - 4652mtr.

5	38.516	37.588	116.8	44.233	<u>187.5</u>	<u>215.6</u>	2:00.337	10	38.961	41.884	109.0	Pit In	<u>187.5</u>	<u>215.6</u>	2:28.477
---	--------	--------	-------	--------	--------------	--------------	----------	----	--------	--------	-------	--------	--------------	--------------	----------

24 Gustavo Moura Jr.									CATERHAM 420R										
lap	Sect-1	Speed	Sect-2	Speed	Sect-3	Speed	TopSpeed	laptime	pit	lap	Sect-1	Speed	Sect-2	Speed	Sect-3	Speed	Topspeed	laptime	pit
1	Pit Out		38.938	101.6	44.394			2:02.638		7	39.220		39.187	106.1	44.063	178.2	208.1	2:02.470	
2	38.344		37.661	106.8	<u>43.468</u>	176.5	211.8	1:59.473		8	<u>37.804</u>		<u>37.504</u>	112.0	44.014	181.8	<u>213.4</u>	<u>1:59.322</u>	
3	38.959		38.328	98.0	43.875	<u>185.6</u>	212.2	2:01.162		9	38.088		38.765	108.5	44.316	176.5	208.9	2:01.169	
4	37.846		37.833	108.8	43.882	180.9	209.7	1:59.561		10	38.156		37.750	112.5	44.283	178.2	209.3	2:00.189	
5	9:29.625		38.642	<u>114.0</u>	44.031	184.6	209.7	<u>10:52.298</u>		11	38.371		38.992	106.9	45.737	177.3	206.1	2:03.100	
6	14:59.540		38.823	108.8	44.320	177.3	209.7	<u>16:22.683</u>		12	38.421		37.784	108.2	Pit In	178.2	210.9	<u>2:09.045</u>	

25 Rajani-Galveias									CATERHAM 420R										
lap	Sect-1	Speed	Sect-2	Speed	Sect-3	Speed	TopSpeed	laptime	pit	lap	Sect-1	Speed	Sect-2	Speed	Sect-3	Speed	Topspeed	laptime	pit
1	Pit Out		39.634	98.8	46.145			2:03.123		5	38.608		38.117	106.8	46.168	177.3	206.9	2:02.893	
2	15:03.049		37.970	108.8	44.376	173.9	203.4	<u>16:25.395</u>		6	<u>38.092</u>		<u>37.755</u>	<u>110.4</u>	44.189	179.1	213.0	<u>2:00.036</u>	
3	39.731		38.028	105.9	<u>44.064</u>	174.8	206.1	2:01.823		7	39.598		38.247	107.9	44.566	176.5	203.0	2:02.411	
4	38.755		37.837	105.0	44.152	<u>181.8</u>	211.8	2:00.744		8	38.708		38.151	107.6	Pit In	176.5	<u>213.4</u>	<u>2:07.349</u>	

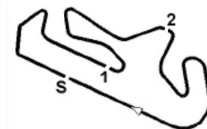
26 Francisco Villar									CATERHAM 420R										
lap	Sect-1	Speed	Sect-2	Speed	Sect-3	Speed	TopSpeed	laptime	pit	lap	Sect-1	Speed	Sect-2	Speed	Sect-3	Speed	Topspeed	laptime	pit
1	Pit Out		37.957	<u>108.7</u>	Pit In			<u>17:59.712</u>		2	Pit Out		<u>37.956</u>	86.0	Pit In			<u>3:53.449</u>	

28 Daniel Ferreira									CATERHAM 420R										
lap	Sect-1	Speed	Sect-2	Speed	Sect-3	Speed	TopSpeed	laptime	pit	lap	Sect-1	Speed	Sect-2	Speed	Sect-3	Speed	Topspeed	laptime	pit
1	Pit Out		44.596	91.9	47.358			2:17.406		7	38.099		<u>37.681</u>	111.6	43.913	179.1	210.9	<u>1:59.693</u>	
2	43.989		42.034	93.8	44.856	171.4	149.4	2:10.879		8	<u>37.944</u>		37.999	<u>111.7</u>	44.321	181.8	212.2	2:00.264	
3	40.755		39.493	102.6	44.186	173.9	188.2	2:04.434		9	38.784		38.535	99.8	44.451	181.8	<u>214.7</u>	2:01.770	
4	40.676		38.959	106.6	Pit In	175.6	193.9	<u>2:11.023</u>		10	39.450		38.648	109.1	44.484	<u>184.6</u>	209.3	2:02.582	
5	Pit Out		38.168	108.5	<u>43.611</u>			<u>10:02.617</u>		11	38.786		38.271	109.6	44.608	173.9	201.1	2:01.665	
6	15:05.286		38.214	106.0	44.248	<u>184.6</u>	210.5	<u>16:27.748</u>		12	39.116		38.472	110.4	Pit In	171.4	199.3	<u>2:13.080</u>	

29 Paulo Costa									CATERHAM 420R										
lap	Sect-1	Speed	Sect-2	Speed	Sect-3	Speed	TopSpeed	laptime	pit	lap	Sect-1	Speed	Sect-2	Speed	Sect-3	Speed	Topspeed	laptime	pit
1	Pit Out		42.964	94.2	47.353			2:17.199		8	38.462		38.977	101.3	49.571	<u>187.5</u>	<u>214.7</u>	2:07.010	
2	40.944		39.889	104.8	45.400	172.2	200.0	2:06.233		9	38.715		38.247	103.0	44.496	177.3	207.3	2:01.458	
3	39.734		39.042	107.6	45.147	173.1	203.4	2:03.923		10	39.138		38.575	98.9	44.347	176.5	207.3	2:02.060	
4	39.458		38.875	107.6	44.774	174.8	198.2	2:03.107		11	39.093		38.959	103.2	44.740	175.6	205.3	2:02.792	
5	9:38.848		38.979	102.7	44.749	176.5	206.9	<u>11:02.576</u>		12	<u>38.425</u>		38.295	100.7	44.619	177.3	210.5	<u>2:01.339</u>	
6	14:56.353		39.329	<u>116.8</u>	45.397	176.5	208.1	<u>16:21.079</u>		13	38.816		38.370	97.0	44.738	176.5	210.1	2:01.924	
7	39.863		<u>38.233</u>	108.7	<u>44.093</u>	<u>187.5</u>	210.9	2:02.189		14									

33 Tiago Loureiro									CATERHAM 420R										
lap	Sect-1	Speed	Sect-2	Speed	Sect-3	Speed	TopSpeed	laptime	pit	lap	Sect-1	Speed	Sect-2	Speed	Sect-3	Speed	Topspeed	laptime	pit
1	Pit Out		40.487	106.2	44.525			2:07.732		4	42.891		39.130	108.5	48.037	172.2	201.9	2:10.058	
2	23:43.050		39.247	110.8	Pit In	172.2	201.1	<u>25:23.610</u>		5	<u>38.079</u>		<u>37.835</u>	115.1	<u>43.871</u>	178.2	<u>209.3</u>	<u>1:59.785</u>	
3	Pit Out		38.830	111.9	46.948			<u>2:56.154</u>		6									

38 Barry Benham									CATERHAM 420R										
lap	Sect-1	Speed	Sect-2	Speed	Sect-3	Speed	TopSpeed	laptime	pit	lap	Sect-1	Speed	Sect-2	Speed	Sect-3	Speed	Topspeed	laptime	pit
1	Pit Out		43.095	108.3	48.065			2:15.974		8	<u>39.166</u>		38.835	109.2	45.167	180.0	<u>211.4</u>	2:03.168	
2	42.170		39.620	103.5	45.331	171.4	178.2	2:07.121		9	39.178				177.3	207.7	2:04.017		
3	40.556		39.243	<u>124.3</u>	45.525	180.0	194.6	2:05.324		10	39.219		38.627	113.6	45.612	<u>180.9</u>	<u>211.4</u>	2:03.458	
4	39.531		38.960	119.1	46.072	178.2	208.9	2:04.563		11	39.263				180.0	201.9	2:02.828		


CATERHAM MOTORSPORT IBERIA - PORTIMAO

Autódromo Internacional do Algarve

Caterham Motorsport Iberia 420R

23 - 25 April 2026

Laps and Sector Times - TREINO PRIVADO 1

Autodromo Internacional Algarve - 4652mtr.

5	9:17.105	40.909	109.0	<u>44.788</u>	179.1	210.9	10:42.802	12	39.313			177.3	209.7	<u>2:02.405</u>
6	15:08.004	39.189	117.5	45.145	174.8	208.9	16:32.338	13	39.406			175.6	205.7	2:04.325
7	39.495	<u>38.123</u>	117.6	44.994	177.3	210.1	2:02.612	14						

41	Luís Aguiar								CATERHAM 420R										
lap	Sect-1	Speed	Sect-2	Speed	Sect-3	Speed	TopSpeed	laptime	pit	lap	Sect-1	Speed	Sect-2	Speed	Sect-3	Speed	Topspeed	laptime	pit

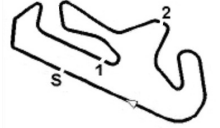
57	Bernardo Bello								CATERHAM 420R										
lap	Sect-1	Speed	Sect-2	Speed	Sect-3	Speed	TopSpeed	laptime	pit	lap	Sect-1	Speed	Sect-2	Speed	Sect-3	Speed	Topspeed	laptime	pit
1	Pit Out		41.399	89.8	Pit In			2:22.687		7	38.608		38.136	101.8	43.971	172.2	198.9	2:00.715	
2	Pit Out		39.645	104.0	44.628			4:47.231		8	38.363		37.875	105.7	<u>43.763</u>	172.2	199.3	2:00.001	
3	39.006		41.171	96.5	45.900	173.9	201.1	2:06.077		9	38.462		37.692	109.8	44.141	170.6	200.0	2:00.295	
4	9:13.239		42.000	93.9	Pit In	173.1	198.2	10:53.089		10	48.390		44.911	106.6	45.338	173.1	201.5	2:18.639	
5	Pit Out		1:02.127	66.9	46.444			19:11.586		11	<u>37.994</u>		37.717	<u>110.8</u>	43.824	<u>184.6</u>	<u>207.3</u>	<u>1:59.535</u>	
6	38.211		<u>37.665</u>	102.5	44.230	175.6	202.2	2:00.106		12									

62	J. J. Magalhães								CATERHAM 420R										
lap	Sect-1	Speed	Sect-2	Speed	Sect-3	Speed	TopSpeed	laptime	pit	lap	Sect-1	Speed	Sect-2	Speed	Sect-3	Speed	Topspeed	laptime	pit
1	Pit Out		52.744	80.8	54.080			2:46.458		6	38.025		37.384	114.6	43.765	181.8	208.5	1:59.174	
2	38.672		37.501	120.4	44.270	176.5	194.9	2:00.443		7	37.996		37.508	112.1	43.851	178.2	207.7	1:59.355	
3	30:22.487		38.549	<u>124.6</u>	43.925	183.7	198.2	31:44.961		8	37.722		37.260	123.9	43.697	180.0	208.1	1:58.679	
4	37.608		37.266	110.0	<u>43.365</u>	185.6	214.3	<u>1:58.239</u>		9	37.663		<u>37.065</u>	115.4	43.676	180.0	212.2	1:58.404	
5	38.390		37.647	113.8	44.066	188.5	<u>215.6</u>	2:00.103		10	<u>37.460</u>		37.575	117.0	43.926	<u>191.5</u>	211.8	1:58.961	

74	Miguel Ferreira								CATERHAM 420R										
lap	Sect-1	Speed	Sect-2	Speed	Sect-3	Speed	TopSpeed	laptime	pit	lap	Sect-1	Speed	Sect-2	Speed	Sect-3	Speed	Topspeed	laptime	pit
1	Pit Out		39.135	99.8	44.834			2:03.278		8	38.605		38.048	<u>111.5</u>	44.476	<u>190.5</u>	213.4	2:01.129	
2	38.553		38.199	103.7	44.103	176.5	211.4	2:00.855		9	38.236		39.054	99.9	44.840	183.7	214.7	2:02.130	
3	38.264		37.839	111.3	44.075	179.1	210.5	2:00.178		10	42.288		42.150	105.1	43.969	181.8	209.3	2:08.407	
4	<u>37.965</u>		38.664	102.8	44.163	180.9	214.3	2:00.792		11	38.454		38.600	104.4	43.937	181.8	<u>215.6</u>	2:00.991	
5	9:28.432		<u>37.779</u>	107.9	45.200	186.5	213.9	10:51.411		12	38.087		38.078	100.0	<u>43.899</u>	179.1	211.8	<u>2:00.064</u>	
6	15:04.006		38.816	97.1	44.210	176.5	211.8	16:27.032		13	38.551		37.873	100.6	Pit In	179.1	212.6	2:08.540	
7	38.680		37.950	107.2	44.126	187.5	212.6	2:00.756		14									

119	Duarte Lisboa								CATERHAM 420R										
lap	Sect-1	Speed	Sect-2	Speed	Sect-3	Speed	TopSpeed	laptime	pit	lap	Sect-1	Speed	Sect-2	Speed	Sect-3	Speed	Topspeed	laptime	pit
1	Pit Out		42.764	98.0	46.022			2:12.197		7	38.781		<u>37.888</u>	117.3	44.849	177.3	208.5	2:01.518	
2	39.934		39.569	103.6	45.208	173.1	204.2	2:04.711		8	38.723		37.889	115.4	44.543	178.2	211.4	2:01.155	
3	40.153		38.839	104.1	<u>44.172</u>	175.6	204.2	2:03.164		9	<u>38.316</u>		38.542	102.8	44.493	179.1	<u>213.0</u>	2:01.351	
4	38.640		38.954	100.8	44.595	180.9	212.6	2:02.189		10	38.825		37.952	117.4	44.536	178.2	208.1	2:01.313	
5	9:28.798		38.492	115.5	44.751	179.1	206.9	10:52.041		11	38.434		37.902	116.6	44.571	177.3	210.1	<u>2:00.907</u>	
6	15:00.444		39.032	<u>121.2</u>	45.720	<u>181.8</u>	201.1	16:25.196		12	38.632		37.995	115.8	Pit In	177.3	207.7	2:13.950	

156	Andrew McMillan								CATERHAM 420R										
lap	Sect-1	Speed	Sect-2	Speed	Sect-3	Speed	TopSpeed	laptime	pit	lap	Sect-1	Speed	Sect-2	Speed	Sect-3	Speed	Topspeed	laptime	pit
1	Pit Out		38.992	117.8	44.913			2:05.540		9	37.762		37.633	119.6	44.032	184.6	210.1	1:59.427	
2	38.735		37.688	115.9	43.956	175.6	205.3	2:00.379		10	38.191		37.396	114.6	43.817	179.1	200.7	1:59.404	
3	38.098		37.638	115.6	44.735	178.2	207.7	2:00.471		11	37.895		<u>37.213</u>	115.6	44.337	178.2	206.5	1:59.445	
4	37.847		37.555	117.3	43.957	180.0	209.3	1:59.359		12	39.037		37.515	116.6	<u>43.737</u>	178.2	208.5	2:00.289	
5	37.967		37.535	<u>119.7</u>	43.996	177.3	209.7	1:59.498		13	38.112		37.296	118.6	43.838	<u>188.5</u>	<u>216.4</u>	1:59.246	
6	8:09.075		37.992	112.3	Pit In	178.2		9:38.303		14	<u>37.718</u>		37.567	101.7	43.763	178.2	210.5	<u>1:59.048</u>	
7	Pit Out		38.589	112.1	44.738			16:03.436		15	38.098		42.757	104.4	Pit In	178.2	209.3	2:19.438	



CATERHAM MOTORSPORT IBERIA - PORTIMAO

Autódromo Internacional do Algarve

Caterham Motorsport Iberia 420R

23 - 25 April 2026

Laps and Sector Times - TREINO PRIVADO 1

Autodromo Internacional Algarve - 4652mtr.

8	38.671	37.801	114.9	43.760	177.3	203.0	2:00.232	16					
---	--------	--------	-------	--------	-------	-------	----------	----	--	--	--	--	--