


CATERHAM MOTORSPORT IBERIA - PORTIMAO

Autódromo Internacional do Algarve

Caterham Motorsport Iberia 420R

23 - 25 April 2026

Laps and Sector Times - RACE 2

Autodromo Internacional Algarve - 4652mtr.

3 Saraiva-Saraiva									CATERHAM 420R										
lap	Sect-1	Speed	Sect-2	Speed	Sect-3	Speed	TopSpeed	laptime	pit	lap	Sect-1	Speed	Sect-2	Speed	Sect-3	Speed	Topspeed	laptime	pit
1	22:55.285		46.821	76.1	52.073	99.2	196.0	24:34.812		6	38.204		37.727	109.9	44.311	181.8	<u>215.1</u>	2:00.242	
2	46.559		45.172	69.9	52.354	138.5	176.8	2:24.085		7	38.241		38.543	109.0	44.468	183.7	214.7	2:01.252	
3	38.685		37.747	105.2	44.029	175.6	213.4	2:00.461		8	39.342		37.744	112.9	43.614	185.6	213.9	2:00.700	
4	38.592		<u>37.409</u>	110.8	<u>43.550</u>	184.6	213.9	<u>1:59.551</u>		9	<u>38.100</u>		37.904	<u>120.4</u>	44.570	<u>189.5</u>	<u>215.1</u>	2:00.574	
5	38.248		37.784	112.4	43.924	184.6	<u>215.1</u>	1:59.956		10									

4 Diogo Castro									CATERHAM 420R										
lap	Sect-1	Speed	Sect-2	Speed	Sect-3	Speed	TopSpeed	laptime	pit	lap	Sect-1	Speed	Sect-2	Speed	Sect-3	Speed	Topspeed	laptime	pit
1	Pit Out		46.545	89.0	46.259		178.5	24:10.625		6	38.187		38.681	101.0	44.127	183.7	210.9	2:00.995	
2	55.897		44.025	85.8	52.822	125.0	169.3	2:32.744		7	38.143		38.471	105.1	44.260	180.9	<u>215.1</u>	2:00.874	
3	38.246		38.011	107.5	<u>43.839</u>	169.8	213.9	<u>2:00.096</u>		8	38.249		38.218	103.3	44.005	180.9	214.7	2:00.472	
4	38.162		38.781	<u>118.3</u>	45.284	184.6	214.7	2:02.227		9	<u>38.036</u>		<u>37.926</u>	112.7	45.142	179.1	213.9	2:01.104	
5	38.244		38.942	103.1	44.092	<u>186.5</u>	210.5	2:01.278		10									

6 J. J. Oliveira									CATERHAM 420R										
lap	Sect-1	Speed	Sect-2	Speed	Sect-3	Speed	TopSpeed	laptime	pit	lap	Sect-1	Speed	Sect-2	Speed	Sect-3	Speed	Topspeed	laptime	pit
1	Pit Out		47.076	78.1	52.329		193.9	24:34.502		6	<u>37.591</u>		37.844	107.7	43.533	186.5	214.7	1:58.968	
2	46.505		45.250	75.8	52.402	148.1	175.3	2:24.157		7	38.265		37.502	109.9	44.193	188.5	213.9	1:59.960	
3	38.407		37.480	108.8	43.540	176.5	<u>215.1</u>	1:59.427		8	37.796		37.364	107.0	43.425	185.6	214.7	1:58.585	
4	37.932		37.483	110.2	43.428	182.7	212.6	1:58.843		9	37.603		<u>37.199</u>	<u>111.5</u>	<u>43.080</u>	183.7	213.4	<u>1:57.882</u>	
5	37.764		37.347	108.3	43.725	184.6	214.3	1:58.836		10									

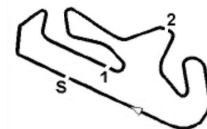
9 Mark Stansfield									CATERHAM 420R										
lap	Sect-1	Speed	Sect-2	Speed	Sect-3	Speed	TopSpeed	laptime	pit	lap	Sect-1	Speed	Sect-2	Speed	Sect-3	Speed	Topspeed	laptime	pit

10 João P C Costa									CATERHAM 420R										
lap	Sect-1	Speed	Sect-2	Speed	Sect-3	Speed	TopSpeed	laptime	pit	lap	Sect-1	Speed	Sect-2	Speed	Sect-3	Speed	Topspeed	laptime	pit
1	Pit Out		45.710	107.2	48.789		174.2	24:04.430		4	39.014		39.376	106.5	44.488	<u>193.5</u>	<u>215.6</u>	2:02.878	
2	55.629		45.826	99.8	54.124	129.5	123.3	2:35.579		5	<u>38.223</u>		<u>38.174</u>	108.1	44.155	188.5	<u>215.6</u>	<u>2:00.552</u>	
3	38.486		38.358	107.1	<u>43.933</u>	180.0	214.3	2:00.777		6	39.608		42.666	<u>112.0</u>	Pit In	184.6	214.3	2:20.190	

13 Teixeira-Teixeira									CATERHAM 420R										
lap	Sect-1	Speed	Sect-2	Speed	Sect-3	Speed	TopSpeed	laptime	pit	lap	Sect-1	Speed	Sect-2	Speed	Sect-3	Speed	Topspeed	laptime	pit
1	Pit Out		50.600	78.6	51.898		155.6	24:30.978		6	42.344		<u>41.328</u>	101.3	48.932	169.0	206.1	<u>2:12.604</u>	
2	48.017		45.331	94.7	53.319	161.4	161.9	2:26.667		7	<u>42.270</u>		42.298	99.6	49.392	169.8	206.9	2:13.960	
3	43.852		42.096	91.3	<u>48.225</u>	169.0	204.5	2:14.173		8	42.399		41.798	103.7	49.279	169.0	198.5	2:13.476	
4	42.966		42.495	98.2	49.150	<u>174.8</u>	<u>210.9</u>	2:14.611		9	42.873		42.390	86.2	52.415	170.6	204.9	2:17.678	
5	42.297		41.512	<u>105.2</u>	48.977	169.0	206.5	2:12.786		10									

14 Bruno Knudsen									CATERHAM 420R										
lap	Sect-1	Speed	Sect-2	Speed	Sect-3	Speed	TopSpeed	laptime	pit	lap	Sect-1	Speed	Sect-2	Speed	Sect-3	Speed	Topspeed	laptime	pit
1	Pit Out		47.418	84.8	52.479		189.8	24:32.875		6	<u>38.235</u>		37.818	113.1	44.056	188.5	214.7	2:00.109	
2	46.959		45.427	82.1	52.901	167.4	163.4	2:25.287		7	38.495		38.479	107.7	44.305	183.7	215.1	2:01.279	
3	38.948		38.018	108.8	43.974	173.9	<u>216.4</u>	2:00.940		8	38.656		37.847	111.6	43.976	<u>189.5</u>	214.3	2:00.479	
4	38.272		<u>37.772</u>	112.9	43.757	179.1	213.4	<u>1:59.801</u>		9	38.448		37.825	<u>116.6</u>	44.458	179.1	213.4	2:00.731	
5	38.388		38.255	111.6	<u>43.551</u>	180.0	215.1	2:00.194		10									

15 Santiago Ribeiro									CATERHAM 420R										
lap	Sect-1	Speed	Sect-2	Speed	Sect-3	Speed	TopSpeed	laptime	pit	lap	Sect-1	Speed	Sect-2	Speed	Sect-3	Speed	Topspeed	laptime	pit
1	Pit Out		46.062	100.7	48.099		179.1	24:04.986		6	38.356		38.228	109.9	44.159	180.9	<u>215.1</u>	2:00.743	


CATERHAM MOTORSPORT IBERIA - PORTIMAO

Autódromo Internacional do Algarve

Caterham Motorsport Iberia 420R

23 - 25 April 2026

Laps and Sector Times - RACE 2

Autodromo Internacional Algarve - 4652mtr.

2	56.465	44.965	103.3	53.812	127.7	120.0	2:35.242	7	38.337	38.482	112.4	44.351	178.2	213.9	2:01.170
3	39.280	<u>38.015</u>	109.2	44.058	179.1	210.9	2:01.353	8	38.669	38.104	112.4	44.273	175.6	205.7	2:01.046
4	38.925	39.490	<u>116.1</u>	44.411	183.7	212.2	2:02.826	9	<u>38.270</u>	38.613	103.3	45.613	177.3	209.7	2:02.496
5	38.602	38.154	110.9	<u>43.936</u>	<u>187.5</u>	212.2	<u>2:00.692</u>	10							

16 Francisco Costa									CATERHAM 420R										
lap	Sect-1	Speed	Sect-2	Speed	Sect-3	Speed	TopSpeed	laptime	pit	lap	Sect-1	Speed	Sect-2	Speed	Sect-3	Speed	Topspeed	laptime	pit
1	Pit Out		45.294	105.8	47.709		174.5	24:06.946		6	<u>38.031</u>		38.554	111.6	44.655	184.6	213.4	2:01.240	
2	56.460		43.929	105.2	53.751	122.4	128.3	2:34.140		7	38.413		38.154	113.6	43.867	184.6	<u>215.1</u>	2:00.434	
3	39.325		<u>37.840</u>	109.2	43.918	175.6	213.4	2:01.083		8	38.164		37.931	110.9	<u>43.836</u>	180.0	214.7	<u>1:59.931</u>	
4	38.557		39.533	<u>114.0</u>	45.015	<u>187.5</u>	213.0	2:03.105		9	38.372		39.316	109.9	45.851	180.9	<u>215.1</u>	2:03.539	
5	38.136		38.081	108.5	43.899	181.8	212.6	2:00.116		10									

18 Phil Jenkins									CATERHAM 420R										
lap	Sect-1	Speed	Sect-2	Speed	Sect-3	Speed	TopSpeed	laptime	pit	lap	Sect-1	Speed	Sect-2	Speed	Sect-3	Speed	Topspeed	laptime	pit
1	Pit Out		47.480	99.2	54.312		168.8	24:02.539		5	38.587		37.989	120.4	44.364	186.5	<u>214.3</u>	2:00.940	
2	52.492		47.309	87.0	56.697	136.4	159.3	2:36.498		6	<u>38.234</u>		<u>37.726</u>	123.0	<u>43.537</u>	180.9	210.5	<u>1:59.497</u>	
3	38.457		38.599	113.6	44.280	172.2	210.5	2:01.336		7	38.295		41.846	121.9	Pit In	187.5	206.5	<u>2:13.280</u>	
4	39.061		38.453	<u>124.7</u>	43.726	<u>191.5</u>	213.9	2:01.240		8									

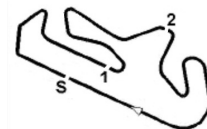
19 Manuel Canizares									CATERHAM 420R										
lap	Sect-1	Speed	Sect-2	Speed	Sect-3	Speed	TopSpeed	laptime	pit	lap	Sect-1	Speed	Sect-2	Speed	Sect-3	Speed	Topspeed	laptime	pit
1	Pit Out		45.528	99.3	46.920		173.1	24:07.814		6	<u>38.092</u>		38.050	103.5	43.756	183.7	214.3	1:59.898	
2	56.770		43.805	98.4	53.807	121.6	123.9	2:34.382		7	38.425		38.907	106.9	44.246	177.3	215.1	2:01.578	
3	39.061		38.023	<u>113.0</u>	<u>43.526</u>	169.0	210.5	2:00.610		8	38.661		37.936	112.3	43.833	183.7	214.3	2:00.430	
4	38.208		38.727	109.8	44.195	184.6	212.6	2:01.130		9	39.342		40.497	105.2	45.448	181.8	215.1	2:05.287	
5	38.347		<u>37.712</u>	110.7	43.834	<u>190.5</u>	<u>216.4</u>	<u>1:59.893</u>		10									

20 Fernando Costa									CATERHAM 420R										
lap	Sect-1	Speed	Sect-2	Speed	Sect-3	Speed	TopSpeed	laptime	pit	lap	Sect-1	Speed	Sect-2	Speed	Sect-3	Speed	Topspeed	laptime	pit
1	Pit Out		50.040	76.6	52.888		166.2	24:32.690		6	39.934		39.569	93.7	45.060	173.9	206.5	2:04.563	
2	46.880		45.232	90.8	53.296	160.7	175.9	2:25.408		7	40.622		39.538	93.4	45.284	175.6	207.3	2:05.444	
3	42.395		39.690	97.6	45.384	168.2	196.0	2:07.469		8	39.715		39.433	<u>102.6</u>	45.587	<u>176.5</u>	207.3	2:04.735	
4	39.508		39.182	100.2	45.416	<u>176.5</u>	<u>210.1</u>	2:04.106		9	<u>39.500</u>		<u>39.156</u>	101.2	<u>45.027</u>	174.8	203.8	<u>2:03.683</u>	
5	39.735		39.352	94.4	45.120	<u>176.5</u>	208.9	2:04.207		10									

22 Prada-Hobeika									CATERHAM 420R										
lap	Sect-1	Speed	Sect-2	Speed	Sect-3	Speed	TopSpeed	laptime	pit	lap	Sect-1	Speed	Sect-2	Speed	Sect-3	Speed	Topspeed	laptime	pit

23 Diogo Costa									CATERHAM 420R										
lap	Sect-1	Speed	Sect-2	Speed	Sect-3	Speed	TopSpeed	laptime	pit	lap	Sect-1	Speed	Sect-2	Speed	Sect-3	Speed	Topspeed	laptime	pit
1	Pit Out		47.286	91.7	52.947		169.0	24:03.544		6	38.364		37.813	110.7	44.001	178.2	207.7	2:00.178	
2	53.333		46.623	85.8	56.102	136.4	160.5	2:36.058		7	<u>38.066</u>		46.182	106.1	44.935	178.2	214.3	2:09.183	
3	38.266		38.491	109.3	<u>43.836</u>	176.5	<u>215.6</u>	2:00.593		8	38.344		37.667	113.6	44.166	180.9	214.7	2:00.177	
4	38.611		38.246	111.3	43.973	<u>191.5</u>	215.1	2:00.830		9	38.159		<u>37.376</u>	<u>118.9</u>	44.036	180.0	214.3	<u>1:59.571</u>	
5	38.733		37.958	109.3	43.892	177.3	208.5	2:00.583		10									

24 Gustavo Moura Jr.									CATERHAM 420R										
lap	Sect-1	Speed	Sect-2	Speed	Sect-3	Speed	TopSpeed	laptime	pit	lap	Sect-1	Speed	Sect-2	Speed	Sect-3	Speed	Topspeed	laptime	pit
1	Pit Out		46.366	79.1	46.006		180.6	24:11.039		6	37.947		37.683	<u>121.2</u>	43.888	184.6	213.9	1:59.518	
2	56.301		44.244	80.2	52.039	120.4	153.0	2:32.584		7	<u>37.788</u>		<u>37.574</u>	110.1	<u>43.644</u>	188.5	215.1	<u>1:59.006</u>	
3	38.967		37.647	114.8	44.258	177.3	209.3	2:00.872		8	38.791		37.729	106.2	43.775	176.5	<u>215.6</u>	2:00.295	


CATERHAM MOTORSPORT IBERIA - PORTIMAO

Autódromo Internacional do Algarve

Caterham Motorsport Iberia 420R

23 - 25 April 2026

Laps and Sector Times - RACE 2

Autodromo Internacional Algarve - 4652mtr.

4	38.096	37.861	110.0	45.046	185.6	213.0	2:01.003	9	38.226	38.012	107.2	44.208	183.7	212.6	2:00.446
5	38.340	38.907	113.2	43.658	<u>191.5</u>	211.8	2:00.905	10							

25 Rajani-Galveias									CATERHAM 420R										
lap	Sect-1	Speed	Sect-2	Speed	Sect-3	Speed	TopSpeed	laptime	pit	lap	Sect-1	Speed	Sect-2	Speed	Sect-3	Speed	Topspeed	laptime	pit
1	Pit Out		46.303	103.8	46.359		179.4	24:09.586		6	38.845		38.588	107.2	44.705	<u>185.6</u>	213.9	<u>2:02.138</u>	
2	56.354		43.644	93.0	52.804	131.4	136.5	2:32.802		7	39.178		38.776	110.4	44.834	182.7	210.1	2:02.788	
3	39.238		<u>38.450</u>	<u>114.9</u>	45.067	176.5	<u>216.0</u>	2:02.755		8	<u>38.780</u>		38.815	103.3	<u>44.704</u>	179.1	213.0	2:02.299	
4	38.921		40.000	102.6	44.939	180.9	213.0	2:03.860		9	38.988		39.268	109.3	45.120	170.6	207.7	2:03.376	
5	39.171		39.063	110.1	44.738	176.5	207.7	2:02.972		10									

26 Francisco Villar									CATERHAM 420R										
lap	Sect-1	Speed	Sect-2	Speed	Sect-3	Speed	TopSpeed	laptime	pit	lap	Sect-1	Speed	Sect-2	Speed	Sect-3	Speed	Topspeed	laptime	pit
1	Pit Out									1									

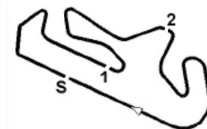
27 Lourenço Leite									CATERHAM 420R										
lap	Sect-1	Speed	Sect-2	Speed	Sect-3	Speed	TopSpeed	laptime	pit	lap	Sect-1	Speed	Sect-2	Speed	Sect-3	Speed	Topspeed	laptime	pit
1	Pit Out		38.802	99.7	44.461			29:13.061		5	<u>38.626</u>		37.906	109.9	44.056	<u>184.6</u>	211.8	<u>2:00.588</u>	
2	40.023		38.602	104.0	44.556	182.7	209.7	2:03.181		6	38.909		<u>37.726</u>	<u>115.1</u>	44.468	179.1	212.6	2:01.103	
3	38.934		38.454	106.4	44.328	180.9	<u>214.7</u>	2:01.716		7	38.714		38.241	107.1	44.368	180.9	212.2	2:01.323	
4	38.827		38.170	105.6	<u>43.978</u>	180.0	213.4	2:00.975		8									

28 Daniel Ferreira									CATERHAM 420R										
lap	Sect-1	Speed	Sect-2	Speed	Sect-3	Speed	TopSpeed	laptime	pit	lap	Sect-1	Speed	Sect-2	Speed	Sect-3	Speed	Topspeed	laptime	pit
1	Pit Out		48.152	86.5	54.430		162.2	24:02.037		6	38.798		38.384	104.2	44.291	175.6	213.0	2:01.473	
2	51.979		47.944	83.8	56.988	145.7	154.7	2:36.911		7	39.404		38.453	109.1	44.095	181.8	210.1	2:01.952	
3	38.464		38.603	106.7	44.105	170.6	211.8	2:01.172		8	38.437		38.225	111.2	43.915	178.2	212.6	2:00.577	
4	39.300		39.314	<u>115.4</u>	1:03.550	<u>183.7</u>	213.0	2:22.164		9	<u>38.113</u>		<u>37.985</u>	114.3	<u>43.866</u>	179.1	213.9	<u>1:59.964</u>	
5	38.788		38.517	111.5	44.431	177.3	<u>216.0</u>	2:01.736		10									

29 Paulo Costa									CATERHAM 420R										
lap	Sect-1	Speed	Sect-2	Speed	Sect-3	Speed	TopSpeed	laptime	pit	lap	Sect-1	Speed	Sect-2	Speed	Sect-3	Speed	Topspeed	laptime	pit
1	Pit Out		45.656	97.4	46.698		177.6	24:13.675		6	<u>38.721</u>		38.842	103.3	44.756	182.7	214.3	2:02.319	
2	55.454		43.964	96.3	52.194	119.6	158.4	2:31.612		7	39.156		39.711	103.5	44.765	180.0	214.3	2:03.632	
3	40.065		38.944	<u>109.4</u>	44.504	173.9	214.7	2:03.513		8	39.674		39.119	104.4	45.076	180.9	214.7	2:03.869	
4	39.277		38.904	106.1	44.702	184.6	214.3	2:02.883		9	38.895		<u>38.676</u>	105.6	<u>44.272</u>	<u>187.5</u>	<u>216.4</u>	<u>2:01.843</u>	
5	38.973		38.803	104.4	44.900	183.7	214.3	2:02.676		10									

33 Tiago Loureiro									CATERHAM 420R										
lap	Sect-1	Speed	Sect-2	Speed	Sect-3	Speed	TopSpeed	laptime	pit	lap	Sect-1	Speed	Sect-2	Speed	Sect-3	Speed	Topspeed	laptime	pit
1	Pit Out		47.791	94.3	53.490		168.5	24:02.948		6	38.647		38.119	<u>116.8</u>	44.809	177.3	208.5	2:01.575	
2	52.616		47.415	89.6	56.561	142.3	158.6	2:36.592		7	38.881		38.366	104.2	44.511	175.6	206.1	2:01.758	
3	39.000		38.088	112.6	<u>44.072</u>	173.9	212.6	2:01.160		8	38.441		<u>37.772</u>	113.9	44.845	176.5	<u>214.3</u>	<u>2:01.058</u>	
4	38.850		39.351	106.3	51.232	<u>189.5</u>	<u>214.3</u>	2:09.433		9	38.711		38.712	112.1	44.544	175.6	204.5	2:01.967	
5	<u>38.046</u>		38.477	111.0	44.673	182.7	213.9	2:01.196		10									

38 Barry Benham									CATERHAM 420R										
lap	Sect-1	Speed	Sect-2	Speed	Sect-3	Speed	TopSpeed	laptime	pit	lap	Sect-1	Speed	Sect-2	Speed	Sect-3	Speed	Topspeed	laptime	pit
1	27:38.646		38.315	0.4	44.255	0.0		29:01.924		5	<u>38.954</u>		<u>38.134</u>	<u>119.5</u>	44.607	184.6	214.7	2:01.695	
2						<u>210.5</u>		2:01.515		6					<u>44.175</u>	180.9	214.3	<u>2:01.240</u>	
3						<u>210.5</u>		2:01.999		7	39.086		38.727		44.994	180.0	215.1	2:02.807	
4						209.3	<u>215.6</u>	2:01.570		8									


CATERHAM MOTORSPORT IBERIA - PORTIMAO

Autódromo Internacional do Algarve

Caterham Motorsport Iberia 420R

23 - 25 April 2026

Laps and Sector Times - RACE 2

Autodromo Internacional Algarve - 4652mtr.

41		Luís Aguiar							CATERHAM 420R										
lap	Sect-1	Speed	Sect-2	Speed	Sect-3	Speed	TopSpeed	laptime	pit	lap	Sect-1	Speed	Sect-2	Speed	Sect-3	Speed	Topspeed	laptime	pit
1	22:54.263		47.488	77.3	52.307	98.6	188.2	24:34.135		5	38.393		39.554	106.3	<u>43.996</u>	<u>182.7</u>	214.3	2:01.943	
2	46.506		45.452	76.5	52.383	146.9	170.3	2:24.341		6	<u>38.309</u>		38.407	103.0	44.444	<u>182.7</u>	<u>215.6</u>	<u>2:01.160</u>	
3	39.798		<u>38.187</u>	103.6	44.952	173.1	214.3	2:02.937		7	43.657		42.846	93.5	Pit In	181.8	214.3	2:26.979	
4	38.524		38.447	<u>106.6</u>	44.503	181.8	213.9	2:01.474		8									

55		António Areal							CATERHAM 420R										
lap	Sect-1	Speed	Sect-2	Speed	Sect-3	Speed	TopSpeed	laptime	pit	lap	Sect-1	Speed	Sect-2	Speed	Sect-3	Speed	Topspeed	laptime	pit
1	Pit Out		49.875	94.9	49.309		175.3	24:26.012		6	39.165		38.969	106.5	44.676	<u>184.6</u>	211.8	2:02.810	
2	45.239		43.242	92.7	51.526	143.4	177.0	2:20.007		7	39.688		<u>38.387</u>	<u>117.1</u>	44.356	173.9	209.7	<u>2:02.431</u>	
3	39.977		38.816	114.2	<u>44.280</u>	167.4	210.9	2:03.073		8	<u>39.035</u>		38.634	115.6	44.900	180.9	<u>215.6</u>	2:02.569	
4	40.258		39.319	108.8	44.986	183.7	213.0	2:04.563		9	39.373		38.662	110.1	44.668	175.6	214.7	2:02.703	
5	39.337		38.422	109.3	44.865	179.1	213.4	2:02.624		10									

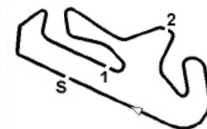
57		Bernardo Bello							CATERHAM 420R										
lap	Sect-1	Speed	Sect-2	Speed	Sect-3	Speed	TopSpeed	laptime	pit	lap	Sect-1	Speed	Sect-2	Speed	Sect-3	Speed	Topspeed	laptime	pit
1	Pit Out		44.890	108.3	47.454		183.7	24:07.132		6	38.101		37.837	108.0	43.789	<u>190.5</u>	214.7	<u>1:59.727</u>	
2	56.781		43.946	95.9	53.421	117.6	131.5	2:34.148		7	<u>38.073</u>		38.769	107.1	43.981	188.5	214.7	2:00.823	
3	38.792		<u>37.803</u>	<u>108.8</u>	44.044	179.1	211.4	2:00.639		8	38.585		37.803	108.4	43.939	182.7	214.3	2:00.327	
4	38.446		38.996	102.7	44.898	186.5	215.6	2:02.340		9	38.399		38.182	107.6	43.964	175.6	214.3	2:00.545	
5	38.285		38.009	107.7	<u>43.757</u>	185.6	<u>216.0</u>	2:00.051		10									

61		J. J. Magalhães Jr.							CATERHAM 420R										
lap	Sect-1	Speed	Sect-2	Speed	Sect-3	Speed	TopSpeed	laptime	pit	lap	Sect-1	Speed	Sect-2	Speed	Sect-3	Speed	Topspeed	laptime	pit
1	22:57.307		45.671	79.6	51.896	82.9	189.1	24:35.090		6	38.466		38.221	<u>118.2</u>	44.634	<u>185.6</u>	214.3	2:01.321	
2	46.847		45.024	76.7	52.328	140.1	184.9	2:24.199		7	38.808		37.879	111.9	44.369	179.1	211.8	2:01.056	
3	39.666		37.946	107.9	44.268	172.2	213.0	2:01.880		8	38.509		37.734	111.2	44.299	178.2	210.5	2:00.542	
4	38.565		38.045	115.8	44.486	183.7	<u>215.6</u>	2:01.096		9	<u>38.438</u>		<u>37.311</u>	114.9	43.996	177.3	211.4	<u>1:59.745</u>	
5	38.654		39.240	114.3	<u>43.949</u>	179.1	214.3	2:01.843		10									

62		J. J. Magalhães							CATERHAM 420R										
lap	Sect-1	Speed	Sect-2	Speed	Sect-3	Speed	TopSpeed	laptime	pit	lap	Sect-1	Speed	Sect-2	Speed	Sect-3	Speed	Topspeed	laptime	pit

74		Miguel Ferreira							CATERHAM 420R										
lap	Sect-1	Speed	Sect-2	Speed	Sect-3	Speed	TopSpeed	laptime	pit	lap	Sect-1	Speed	Sect-2	Speed	Sect-3	Speed	Topspeed	laptime	pit
1	Pit Out		48.017	81.9	54.966		164.9	24:01.488		6	38.801		38.050	103.6	43.928	186.5	214.7	2:00.779	
2	51.553		48.156	84.3	57.017	149.4	154.1	2:36.726		7	<u>38.102</u>		39.498	96.5	44.487	189.5	214.7	2:02.087	
3	39.138		38.467	103.3	44.012	167.4	205.3	2:01.617		8	38.357		37.935	104.5	43.716	184.6	214.3	<u>2:00.008</u>	
4	39.055		38.591	<u>109.1</u>	43.831	180.9	214.7	2:01.477		9	39.006		<u>37.606</u>	105.0	<u>43.517</u>	189.5	<u>216.0</u>	2:00.129	
5	38.807		38.139	100.7	44.714	184.6	213.9	2:01.660		10									

77		Gonçalo Nobre da Veiga							CATERHAM 420R										
lap	Sect-1	Speed	Sect-2	Speed	Sect-3	Speed	TopSpeed	laptime	pit	lap	Sect-1	Speed	Sect-2	Speed	Sect-3	Speed	Topspeed	laptime	pit
1	Pit Out		45.143	108.1	48.108		175.9	24:06.691		6	<u>37.906</u>		37.608	109.1	43.751	184.6	215.1	<u>1:59.265</u>	
2	56.134		44.016	103.9	53.828	124.1	131.9	2:33.978		7	38.104		39.028	110.3	43.850	185.6	214.7	2:00.982	
3	38.440		38.146	102.7	44.303	179.1	211.8	2:00.889		8	38.020		<u>37.483</u>	109.1	43.928	189.5	213.9	1:59.431	
4	38.265		38.847	<u>119.3</u>	<u>43.618</u>	<u>190.5</u>	<u>216.9</u>	2:00.730		9	38.206		37.989	109.5	44.367	181.8	214.7	2:00.562	
5	37.981		38.362	115.4	43.877	186.5	214.3	2:00.220		10									



CATERHAM MOTORSPORT IBERIA - PORTIMAO

Autódromo Internacional do Algarve

Caterham Motorsport Iberia 420R

23 - 25 April 2026

Laps and Sector Times - RACE 2

Autodromo Internacional Algarve - 4652mtr.

83 Pedro Reis Ferreira									CATERHAM 420R										
lap	Sect-1	Speed	Sect-2	Speed	Sect-3	Speed	TopSpeed	laptime	pit	lap	Sect-1	Speed	Sect-2	Speed	Sect-3	Speed	Topspeed	laptime	pit
1	Pit Out		46.943	104.4	48.806		173.1	24:04.010		6	37.977		37.976	105.3	43.674	188.5	212.6	1:59.627	
2	55.022		46.294	101.5	54.496	135.8	134.7	2:35.812		7	<u>37.703</u>		37.888	110.3	44.486	187.5	214.7	2:00.077	
3	38.795		38.422	105.3	44.064	180.0	212.2	2:01.281		8	38.199		<u>37.687</u>	102.8	<u>43.549</u>	178.2	214.7	<u>1:59.435</u>	
4	38.604		39.253	<u>111.5</u>	44.411	<u>190.5</u>	<u>216.4</u>	2:02.268		9	38.181		38.219	106.5	44.171	186.5	214.3	2:00.571	
5	37.913		37.736	103.5	43.996	183.7	213.0	1:59.645		10									

119 Duarte Lisboa									CATERHAM 420R										
lap	Sect-1	Speed	Sect-2	Speed	Sect-3	Speed	TopSpeed	laptime	pit	lap	Sect-1	Speed	Sect-2	Speed	Sect-3	Speed	Topspeed	laptime	pit
1	Pit Out		45.878	98.2	46.467		176.2	24:12.989		6	38.470		38.797	112.6	44.696	<u>185.6</u>	<u>215.6</u>	2:01.963	
2	55.733		43.865	99.5	52.326	126.8	154.3	2:31.924		7	39.061		38.931	111.0	44.398	182.7	214.3	2:02.390	
3	39.248		38.118	112.3	<u>44.161</u>	169.8	212.6	2:01.527		8	38.514		<u>38.101</u>	111.6	44.510	180.0	214.7	<u>2:01.125</u>	
4	<u>38.325</u>		39.656	104.3	44.620	182.7	212.2	2:02.601		9	39.015		38.342	<u>117.5</u>	44.607	179.1	210.9	2:01.964	
5	38.686		38.701	111.8	45.136	180.9	214.3	2:02.523		10									