


CATERHAM MOTORSPORT IBERIA - PORTIMAO

Autódromo Internacional do Algarve

Caterham Motorsport Iberia 420R

23 - 25 April 2026

Laps and Sector Times - RACE 1

Autodromo Internacional Algarve - 4652mtr.

3 Saraiva-Saraiva									CATERHAM 420R											
lap	Sect-1	Speed	Sect-2	Speed	Sect-3	Speed	TopSpeed	laptime	pit	lap	Sect-1	Speed	Sect-2	Speed	Sect-3	Speed	Topspeed	laptime	pit	
1			<u>59.666</u>	<u>79.6</u>	Pit In		<u>172.8</u>	<u>3:19.940</u>		2										

4 Diogo Castro									CATERHAM 420R										
lap	Sect-1	Speed	Sect-2	Speed	Sect-3	Speed	TopSpeed	laptime	pit	lap	Sect-1	Speed	Sect-2	Speed	Sect-3	Speed	Topspeed	laptime	pit
1			38.531	109.2	44.659		177.0	2:06.066		6	38.989		38.275	<u>113.7</u>	44.812	174.8	202.2	2:02.076	
2	39.597		38.491	110.8	44.356	176.5	204.2	2:02.444		7	39.536		38.752	110.3	44.977	180.0	211.4	2:03.265	
3	38.537		38.790	107.7	44.823	181.8	210.1	2:02.150		8	41.097		38.818	106.1	<u>44.174</u>	175.6	205.7	2:04.089	
4	<u>38.291</u>		39.335	112.6	45.146	<u>183.7</u>	212.2	2:02.772		9	38.822		38.633	102.9	44.481	178.2	206.5	2:01.936	
5	38.690		<u>38.243</u>	108.4	44.816	173.9	<u>213.0</u>	<u>2:01.749</u>		10	39.363		38.451	103.9	45.430	179.1	200.0	2:03.244	

6 J. J. Oliveira									CATERHAM 420R											
lap	Sect-1	Speed	Sect-2	Speed	Sect-3	Speed	TopSpeed	laptime	pit	lap	Sect-1	Speed	Sect-2	Speed	Sect-3	Speed	Topspeed	laptime	pit	
1			<u>37.321</u>	<u>114.3</u>	<u>44.615</u>		164.1	2:01.771		3	Pit Out		37.783	108.4	Pit In				5:32.105	
2	<u>38.731</u>		37.965	107.1	Pit In	<u>173.9</u>	<u>201.1</u>	<u>2:11.994</u>		4										

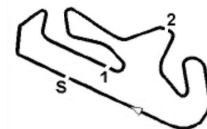
9 Mark Stansfield									CATERHAM 420R										
lap	Sect-1	Speed	Sect-2	Speed	Sect-3	Speed	TopSpeed	laptime	pit	lap	Sect-1	Speed	Sect-2	Speed	Sect-3	Speed	Topspeed	laptime	pit
1	44.247		39.111	109.9	44.934	63.7	181.5	2:08.507		6	<u>37.840</u>		<u>37.471</u>	111.9	44.160	178.2	210.5	<u>1:59.471</u>	
2	39.255		37.628	113.7	44.495	185.6	212.6	2:01.378		7	37.919		37.880	109.0	44.517	181.8	211.8	2:00.316	
3	38.194		38.425	112.7	44.516	<u>186.5</u>	214.3	2:01.135		8	38.020		37.540	111.1	<u>44.037</u>	179.1	208.9	1:59.597	
4	39.288		38.526	100.4	44.815	184.6	213.9	2:02.629		9	38.067		37.954	113.1	44.437	185.6	<u>214.7</u>	2:00.458	
5	38.877		38.382	111.8	45.031	181.8	205.7	2:02.290		10	38.446		38.424	<u>114.4</u>	44.358	184.6	211.4	2:01.228	

10 João P C Costa									CATERHAM 420R										
lap	Sect-1	Speed	Sect-2	Speed	Sect-3	Speed	TopSpeed	laptime	pit	lap	Sect-1	Speed	Sect-2	Speed	Sect-3	Speed	Topspeed	laptime	pit
1			37.470	114.2	44.169		168.8	2:01.742		6	38.128		37.679	108.4	44.582	173.1	211.4	2:00.389	
2	38.370		37.815	106.6	44.369	176.5	202.6	2:00.554		7	39.068		37.798	<u>115.1</u>	44.280	174.8	210.5	2:01.146	
3	37.991		37.599	108.3	43.897	178.2	209.3	1:59.487		8	38.117		<u>37.467</u>	109.8	<u>43.763</u>	178.2	<u>213.0</u>	<u>1:59.347</u>	
4	38.199		37.846	109.0	44.395	178.2	206.5	2:00.440		9	38.417		38.369	107.5	44.398	<u>182.7</u>	208.1	2:01.184	
5	<u>37.927</u>		37.736	107.4	44.350	173.9	210.5	2:00.013		10	38.835		38.433	109.5	44.100	178.2	202.2	2:01.368	

13 Teixeira-Teixeira									CATERHAM 420R										
lap	Sect-1	Speed	Sect-2	Speed	Sect-3	Speed	TopSpeed	laptime	pit	lap	Sect-1	Speed	Sect-2	Speed	Sect-3	Speed	Topspeed	laptime	pit
1			39.604	108.0	47.183		180.3	2:12.281		6	39.336		<u>38.557</u>	102.4	45.651	175.6	209.7	<u>2:03.544</u>	
2	39.569		39.558	102.7	46.219	<u>179.1</u>	<u>215.1</u>	2:05.346		7	39.768		38.883	104.2	<u>45.069</u>	178.2	198.9	2:03.720	
3	39.582		39.208	102.9	45.441	174.8	203.8	2:04.231		8	39.452		39.598	103.8	45.153	174.8	206.1	2:04.203	
4	39.761		38.603	<u>111.1</u>	45.885	177.3	204.2	2:04.249		9	<u>39.240</u>		39.014	104.9	45.376	<u>179.1</u>	194.2	2:03.630	
5	40.594		38.691	105.4	45.742	176.5	201.9	2:05.027		10	39.676		38.581	110.2	45.305	176.5	206.9	2:03.562	

14 Bruno Knudsen									CATERHAM 420R										
lap	Sect-1	Speed	Sect-2	Speed	Sect-3	Speed	TopSpeed	laptime	pit	lap	Sect-1	Speed	Sect-2	Speed	Sect-3	Speed	Topspeed	laptime	pit
1	43.421		38.663	112.5	44.981	85.7	185.9	2:09.003		6	38.513		38.148	113.9	44.357	175.6	213.4	2:01.018	
2	39.242		38.801	116.9	44.377	183.7	213.0	2:02.420		7	38.769		37.579	116.5	44.405	175.6	209.7	2:00.753	
3	38.895		37.848	<u>118.2</u>	<u>44.173</u>	183.7	211.8	2:00.916		8	38.560		<u>37.561</u>	115.4	44.391	177.3	206.1	2:00.512	
4	38.523		38.617	106.9	44.619	183.7	213.4	2:01.759		9	<u>37.970</u>		37.649	114.5	44.235	179.1	206.9	<u>1:59.854</u>	
5	38.275		38.736	108.8	44.864	<u>184.6</u>	<u>216.4</u>	2:01.875		10									

15 Santiago Ribeiro									CATERHAM 420R										
lap	Sect-1	Speed	Sect-2	Speed	Sect-3	Speed	TopSpeed	laptime	pit	lap	Sect-1	Speed	Sect-2	Speed	Sect-3	Speed	Topspeed	laptime	pit
1			38.418	<u>116.9</u>	<u>43.973</u>		176.2	2:04.424		6	<u>38.344</u>		38.070	109.1	44.597	175.6	202.2	2:01.011	
2	38.731		<u>37.851</u>	114.5	44.537	<u>184.6</u>	210.1	2:01.119		7	39.144		38.224	107.6	44.565	177.3	206.5	2:01.933	


CATERHAM MOTORSPORT IBERIA - PORTIMAO

Autódromo Internacional do Algarve

Caterham Motorsport Iberia 420R

23 - 25 April 2026

Laps and Sector Times - RACE 1

Autodromo Internacional Algarve - 4652mtr.

3	38.379	37.930	108.4	44.665	174.8	204.2	<u>2:00.974</u>	8	38.707	38.260	111.9	44.367	178.2	198.2	2:01.334
4	38.529	37.911	114.5	45.069	173.9	203.8	2:01.509	9	38.776	38.406	114.9	45.015	179.1	212.2	2:02.197
5	38.599	37.981	110.4	44.483	174.8	201.9	2:01.063	10	39.063	38.343	108.1	44.716	173.1	<u>213.0</u>	2:02.122

16 Francisco Costa									CATERHAM 420R										
lap	Sect-1	Speed	Sect-2	Speed	Sect-3	Speed	TopSpeed	laptime	pit	lap	Sect-1	Speed	Sect-2	Speed	Sect-3	Speed	Topspeed	laptime	pit
1			39.640	111.8	45.002		174.2	2:08.312		6	38.732		38.304	106.2	44.720	<u>187.5</u>	213.9	2:01.756	
2	39.434		39.162	<u>121.6</u>	45.093	183.7	213.9	2:03.689		7	38.574		39.766	113.2	44.561	185.6	<u>216.0</u>	2:02.901	
3	39.231		<u>37.742</u>	111.8	<u>44.179</u>	180.9	214.3	<u>2:01.152</u>		8	39.359		38.277	108.1	44.274	180.0	215.6	2:01.910	
4	<u>38.554</u>		39.078	105.5	44.427	180.9	213.0	2:02.059		9	39.251		39.562	103.1	44.756	185.6	205.7	2:03.569	
5	38.776		38.729	116.8	44.358	185.6	<u>216.0</u>	2:01.863		10	39.236		38.867	110.7	44.504	176.5	207.7	2:02.607	

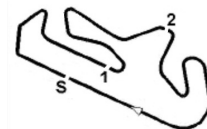
18 Phil Jenkins									CATERHAM 420R										
lap	Sect-1	Speed	Sect-2	Speed	Sect-3	Speed	TopSpeed	laptime	pit	lap	Sect-1	Speed	Sect-2	Speed	Sect-3	Speed	Topspeed	laptime	pit
1			38.107	116.6	43.896		175.0	2:04.633		6	38.775		37.897	120.3	44.747	173.1	196.0	2:01.419	
2	<u>38.219</u>		<u>37.371</u>	<u>123.0</u>	<u>43.838</u>	<u>188.5</u>	<u>214.7</u>	<u>1:59.428</u>		7	39.090		37.869	108.7	44.881	169.8	194.9	2:01.840	
3	38.342		37.591	116.3	44.521	180.9	210.9	2:00.454		8	38.945		37.918	121.3	44.814	169.8	197.4	2:01.677	
4	38.904		37.937	117.4	44.783	175.6	201.1	2:01.624		9	38.909		37.911	117.0	44.967	172.2	201.9	2:01.787	
5	38.985		37.675	118.4	44.803	172.2	203.0	2:01.463		10	39.133		38.169	119.9	44.922	169.8	202.6	2:02.224	

19 Manuel Canizares									CATERHAM 420R										
lap	Sect-1	Speed	Sect-2	Speed	Sect-3	Speed	TopSpeed	laptime	pit	lap	Sect-1	Speed	Sect-2	Speed	Sect-3	Speed	Topspeed	laptime	pit
1			39.319	105.9	44.919		175.0	2:08.010		6	38.644		<u>38.266</u>	109.6	44.907	176.5	213.4	2:01.817	
2	39.570		38.491	<u>111.3</u>	45.025	181.8	212.6	2:03.086		7	38.306		39.384	110.3	44.609	181.8	210.9	2:02.299	
3	39.179		38.433	107.4	44.732	175.6	<u>215.6</u>	2:02.344		8	39.375		38.665	100.0	44.673	178.2	214.3	2:02.713	
4	<u>38.140</u>		38.697	109.2	44.679	181.8	212.2	<u>2:01.516</u>		9	39.580		38.731	99.3	44.743	175.6	204.2	2:03.054	
5	38.866		38.400	109.1	<u>44.457</u>	<u>182.7</u>	213.9	2:01.723		10	39.703		39.310	101.2	44.813	169.0	198.5	2:03.826	

20 Fernando Costa									CATERHAM 420R										
lap	Sect-1	Speed	Sect-2	Speed	Sect-3	Speed	TopSpeed	laptime	pit	lap	Sect-1	Speed	Sect-2	Speed	Sect-3	Speed	Topspeed	laptime	pit
1	46.333		40.362	105.4	46.073	69.0	174.8	2:13.931		6	41.209		40.745	97.7	46.927	165.1	191.5	2:08.881	
2	<u>40.355</u>		40.785	98.2	<u>45.889</u>	<u>172.2</u>	197.1	<u>2:07.029</u>		7	40.815		40.342	107.4	46.546	167.4	190.8	2:07.703	
3	40.702		<u>40.062</u>	98.9	46.357	169.0	<u>197.8</u>	2:07.121		8	40.996		40.113	107.4	46.801	165.1	191.8	2:07.910	
4	40.842		40.164	104.1	47.055	168.2	194.2	2:08.061		9	41.938		40.136	<u>108.4</u>	48.165	167.4	173.9	2:10.239	
5	40.996		40.183	99.8	47.014	166.7	192.2	2:08.193		10	41.063		41.827	92.7	48.074	162.9	191.8	2:10.964	

22 Prada-Hobeika									CATERHAM 420R										
lap	Sect-1	Speed	Sect-2	Speed	Sect-3	Speed	TopSpeed	laptime	pit	lap	Sect-1	Speed	Sect-2	Speed	Sect-3	Speed	Topspeed	laptime	pit
1	Pit Out		38.857	102.2	44.946			2:01.483		6	<u>39.131</u>		<u>38.507</u>	103.8	45.592	170.6	197.8	<u>2:03.230</u>	
2	39.147		39.178	95.7	45.007	169.8	197.1	2:03.332		7	39.558		38.874	90.5	45.346	165.1	191.5	2:03.778	
3	39.703		38.759	96.3	<u>44.794</u>	169.0	195.7	2:03.256		8	39.591		38.953	101.0	45.292	167.4	192.5	2:03.836	
4	39.206		38.672	102.3	45.432	<u>173.9</u>	201.1	2:03.310		9	39.539		38.692	<u>104.0</u>	45.198	169.0	191.8	2:03.429	
5	39.672		38.835	102.8	45.747	169.0	<u>204.2</u>	2:04.254		10	39.321		38.623	99.1	46.354	169.8	196.0	2:04.298	

23 Diogo Costa									CATERHAM 420R										
lap	Sect-1	Speed	Sect-2	Speed	Sect-3	Speed	TopSpeed	laptime	pit	lap	Sect-1	Speed	Sect-2	Speed	Sect-3	Speed	Topspeed	laptime	pit
1			<u>37.318</u>	114.0	<u>43.738</u>		170.6	2:02.018		6	38.181		37.757	108.4	43.935	180.0	210.1	1:59.873	
2	<u>37.951</u>		37.693	107.4	43.906	<u>185.6</u>	207.3	<u>1:59.550</u>		7	39.335		37.986	108.1	44.110	184.6	203.8	2:01.431	
3	38.384		37.640	112.4	44.157	182.7	203.0	2:00.181		8	38.092		37.561	<u>117.3</u>	44.187	182.7	<u>210.9</u>	1:59.840	
4	38.916		37.738	110.7	44.203	177.3	205.3	2:00.857		9	38.406		37.975	101.7	44.408	176.5	202.6	2:00.789	
5	38.433		37.826	108.4	44.142	179.1	208.1	2:00.401		10	38.686		38.470	113.9	44.357	179.1	206.9	2:01.513	


CATERHAM MOTORSPORT IBERIA - PORTIMAO

Autódromo Internacional do Algarve

Caterham Motorsport Iberia 420R

23 - 25 April 2026

Laps and Sector Times - RACE 1

Autodromo Internacional Algarve - 4652mtr.

24		Gustavo Moura Jr.							CATERHAM 420R										
lap	Sect-1	Speed	Sect-2	Speed	Sect-3	Speed	TopSpeed	laptime	pit	lap	Sect-1	Speed	Sect-2	Speed	Sect-3	Speed	Topspeed	laptime	pit
1			39.150	112.3	45.371		170.1	2:10.986		6	38.324		38.165	<u>114.6</u>	44.211	183.7	208.5	2:00.700	
2	38.281		38.124	114.0	<u>44.052</u>	176.5	203.4	<u>2:00.457</u>		7	48.710		38.473	102.5	45.599	<u>187.5</u>	210.9	2:12.782	
3	40.701		38.100	108.1	44.133	185.6	<u>215.1</u>	2:02.934		8	38.540		38.138	110.4	44.229	173.1	201.5	2:00.907	
4	<u>37.909</u>		38.234	107.1	44.422	179.1	210.5	2:00.565		9	38.612		38.296	101.7	44.125	176.5	202.2	2:01.033	
5	38.456		38.050	110.0	45.252	180.0	208.5	2:01.758		10	38.524		<u>37.762</u>	107.8	44.307	174.8	201.9	2:00.593	

25		Rajani-Galveias							CATERHAM 420R										
lap	Sect-1	Speed	Sect-2	Speed	Sect-3	Speed	TopSpeed	laptime	pit	lap	Sect-1	Speed	Sect-2	Speed	Sect-3	Speed	Topspeed	laptime	pit
1	43.634		38.614	116.1	44.815	67.0	180.6	2:07.383		6	38.932		38.305	111.3	44.973	180.0	212.2	2:02.210	
2	<u>38.386</u>		<u>37.767</u>	113.0	<u>44.562</u>	<u>182.7</u>	<u>214.7</u>	<u>2:00.715</u>		7	38.855		38.832	110.8	44.898	179.1	212.6	2:02.585	
3	39.443		38.344	<u>118.7</u>	44.936	172.2	201.1	2:02.723		8	40.009		39.163	103.1	44.848	174.8	204.9	2:04.020	
4	39.857		38.534	106.4	45.155	170.6	200.7	2:03.546		9	38.750		38.151	107.5	44.869	173.9	203.4	2:01.770	
5	39.030		38.422	109.9	44.817	<u>182.7</u>	210.9	2:02.269		10	39.758		38.690	103.8	45.011	175.6	200.0	2:03.459	

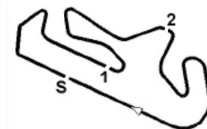
26		Francisco Villar							CATERHAM 420R										
lap	Sect-1	Speed	Sect-2	Speed	Sect-3	Speed	TopSpeed	laptime	pit	lap	Sect-1	Speed	Sect-2	Speed	Sect-3	Speed	Topspeed	laptime	pit
1			37.755	<u>114.4</u>	<u>43.777</u>		174.2	2:03.561		6	38.366		37.846	108.9	43.963	179.1	214.7	2:00.175	
2	<u>37.372</u>		37.698	109.8	44.161	185.6	213.0	1:59.231		7	39.126		38.085	113.2	43.961	180.9	204.9	2:01.172	
3	37.801		37.508	113.2	44.104	181.8	<u>215.1</u>	1:59.413		8	37.726		<u>37.353</u>	108.3	43.962	184.6	210.5	<u>1:59.041</u>	
4	38.621		37.969	107.9	43.874	181.8	211.8	2:00.464		9	38.788		38.077	102.1	44.473	178.2	203.8	2:01.338	
5	38.034		37.757	108.3	44.017	<u>186.5</u>	214.7	1:59.808		10	38.792		38.805	112.0	44.270	173.9	203.0	2:01.867	

27		Lourenço Leite							CATERHAM 420R										
lap	Sect-1	Speed	Sect-2	Speed	Sect-3	Speed	TopSpeed	laptime	pit	lap	Sect-1	Speed	Sect-2	Speed	Sect-3	Speed	Topspeed	laptime	pit
1			38.844	105.7	45.337		177.3	2:07.629		6	38.323		<u>37.599</u>	111.7	44.795	180.9	211.4	2:00.717	
2	38.753		38.756	105.0	44.407	<u>184.6</u>	206.9	2:01.916		7	38.579		38.849	113.4	44.535	178.2	207.3	2:01.963	
3	38.302		38.412	116.4	44.465	183.7	<u>215.6</u>	2:01.179		8	<u>38.265</u>		37.834	114.4	44.697	181.8	211.4	2:00.796	
4	38.582		38.814	<u>117.9</u>	44.733	183.7	211.4	2:02.129		9	38.406		37.794	115.5	44.488	180.0	206.1	<u>2:00.688</u>	
5	38.656		37.983	110.3	<u>44.405</u>	175.6	200.4	2:01.044		10	39.038		38.058	113.3	44.529	177.3	203.0	2:01.625	

28		Daniel Ferreira							CATERHAM 420R										
lap	Sect-1	Speed	Sect-2	Speed	Sect-3	Speed	TopSpeed	laptime	pit	lap	Sect-1	Speed	Sect-2	Speed	Sect-3	Speed	Topspeed	laptime	pit
1			37.789	106.2	<u>43.832</u>		174.2	2:04.146		6	38.750		38.143	119.5	44.644	175.6	199.3	2:01.537	
2	<u>38.120</u>		<u>37.586</u>	113.4	44.317	<u>182.7</u>	206.9	<u>2:00.023</u>		7	39.020		38.519	111.6	44.461	178.2	201.5	2:02.000	
3	38.509		38.047	111.6	44.689	173.9	<u>213.9</u>	2:01.245		8	38.674		38.208	114.2	44.459	175.6	210.9	2:01.341	
4	38.709		38.344	112.9	44.550	173.9	203.4	2:01.603		9	38.756		38.515	<u>119.6</u>	44.469	177.3	200.0	2:01.740	
5	38.600		37.989	114.6	44.566	173.1	199.6	2:01.155		10	38.970		38.481	118.7	44.907	175.6	207.3	2:02.358	

29		Paulo Costa							CATERHAM 420R										
lap	Sect-1	Speed	Sect-2	Speed	Sect-3	Speed	TopSpeed	laptime	pit	lap	Sect-1	Speed	Sect-2	Speed	Sect-3	Speed	Topspeed	laptime	pit
1			40.071	107.2	<u>44.848</u>		177.3	2:09.600		6	39.001		38.671	106.3	45.214	181.8	204.9	2:02.886	
2	38.693		39.289	109.3	45.143	<u>183.7</u>	213.4	2:03.125		7	39.767		39.057	113.2	47.221	173.1	198.5	2:06.045	
3	38.936		38.741	105.1	44.892	180.0	<u>215.1</u>	2:02.569		8	39.598		38.535	108.1	45.240	171.4	201.1	2:03.373	
4	<u>38.457</u>		38.640	111.2	45.189	179.1	212.6	<u>2:02.286</u>		9	38.794		<u>38.399</u>	<u>114.5</u>	52.360	179.1	207.7	2:09.553	
5	39.485		39.025	107.9	45.129	175.6	204.5	2:03.639		10	40.121		39.313	101.3	45.432	169.8	196.7	2:04.866	

33		Tiago Loureiro							CATERHAM 420R										
lap	Sect-1	Speed	Sect-2	Speed	Sect-3	Speed	TopSpeed	laptime	pit	lap	Sect-1	Speed	Sect-2	Speed	Sect-3	Speed	Topspeed	laptime	pit
1			38.440	110.2	<u>43.997</u>		169.3	2:04.115		6	38.752		38.324	<u>122.0</u>	44.889	177.3	199.6	2:01.965	
2	<u>37.961</u>		<u>37.483</u>	113.0	44.429	180.9	<u>211.8</u>	<u>1:59.873</u>		7	39.086		38.119	117.3	44.723	176.5	205.3	2:01.928	
3	38.175		37.719	119.5	44.599	180.0	209.7	2:00.493		8	38.619		38.079	117.3	44.413	178.2	211.4	2:01.111	


CATERHAM MOTORSPORT IBERIA - PORTIMAO

Autódromo Internacional do Algarve

Caterham Motorsport Iberia 420R

23 - 25 April 2026

Laps and Sector Times - RACE 1

Autodromo Internacional Algarve - 4652mtr.

4	39.058	38.283	101.1	44.262	172.2	200.0	2:01.603	9	38.806	38.323	118.7	44.639	<u>181.8</u>	200.7	2:01.768
5	38.996	38.253	112.9	44.295	175.6	200.0	2:01.544	10	38.929	38.032	120.5	45.157	177.3	201.1	2:02.118

41		Luís Aguiar							CATERHAM 420R										
lap	Sect-1	Speed	Sect-2	Speed	Sect-3	Speed	TopSpeed	laptime	pit	lap	Sect-1	Speed	Sect-2	Speed	Sect-3	Speed	Topspeed	laptime	pit
1			39.048	108.8	<u>44.253</u>		180.9	2:06.331		3	39.229	<u>38.308</u>	108.9	45.260	178.2	<u>214.7</u>	<u>2:02.797</u>		
2	39.466		39.047	<u>114.5</u>	44.684	<u>180.0</u>	206.9	2:03.197		4	<u>38.977</u>		38.774	109.0	Pit In	179.1	212.2	2:18.928	

55		António Areal							CATERHAM 420R										
lap	Sect-1	Speed	Sect-2	Speed	Sect-3	Speed	TopSpeed	laptime	pit	lap	Sect-1	Speed	Sect-2	Speed	Sect-3	Speed	Topspeed	laptime	pit
1	44.676		39.569	107.2	45.813	80.7	179.7	2:11.788		6	39.457		38.679	109.0	46.000	173.9	196.0	2:04.136	
2	39.074		39.776	112.4	45.779	<u>175.6</u>	<u>205.7</u>	2:04.629		7	39.201		38.943	<u>112.5</u>	<u>45.068</u>	173.9	200.0	<u>2:03.212</u>	
3	40.324		38.863	109.6	45.143	172.2	195.7	2:04.330		8	39.326		39.795	111.2	45.431	173.1	198.5	2:04.552	
4	39.483		38.814	102.8	45.449	170.6	197.8	2:03.746		9	39.272		38.682	109.8	45.366	173.9	199.3	2:03.320	
5	40.337		39.543	111.7	45.922	171.4	195.7	2:05.802		10	<u>39.051</u>		<u>38.520</u>	111.8	45.918	170.6	202.6	2:03.489	

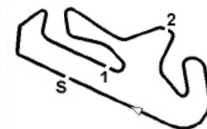
57		Bernardo Bello							CATERHAM 420R										
lap	Sect-1	Speed	Sect-2	Speed	Sect-3	Speed	TopSpeed	laptime	pit	lap	Sect-1	Speed	Sect-2	Speed	Sect-3	Speed	Topspeed	laptime	pit
1			38.511	104.3	44.914		178.5	2:06.188		6	38.512		38.624	103.5	44.896	179.1	208.9	<u>2:02.032</u>	
2	38.674		38.239	105.6	45.223	173.1	208.5	2:02.136		7	38.506		38.796	<u>107.2</u>	44.948	<u>184.6</u>	210.9	2:02.250	
3	38.549		38.552	106.6	45.330	177.3	205.3	2:02.431		8	39.324		39.031	102.9	<u>44.827</u>	173.1	198.2	2:03.182	
4	39.261		38.592	101.3	45.005	171.4	212.6	2:02.858		9	39.442		38.673	103.0	44.928	170.6	208.1	2:03.043	
5	<u>38.456</u>		38.616	105.7	45.347	181.8	<u>214.3</u>	2:02.419		10	39.387		<u>38.208</u>	104.3	45.629	171.4	201.9	2:03.224	

62		J. J. Magalhães							CATERHAM 420R										
lap	Sect-1	Speed	Sect-2	Speed	Sect-3	Speed	TopSpeed	laptime	pit	lap	Sect-1	Speed	Sect-2	Speed	Sect-3	Speed	Topspeed	laptime	pit
1	44.071		38.710	115.0	45.359	77.4	184.6	2:09.156		5	39.045		38.168	109.8	44.861	183.7	211.4	2:02.074	
2	38.747		38.361	116.4	44.809	<u>185.6</u>	<u>214.7</u>	2:01.917		6	38.624		38.608	101.9	44.592	182.7	204.9	2:01.824	
3	<u>38.417</u>		<u>37.670</u>	114.4	<u>44.537</u>	180.9	213.0	<u>2:00.624</u>		7	38.843		39.038	113.2	45.136	181.8	210.1	2:03.017	
4	39.210		38.279	<u>118.4</u>	44.853	180.9	213.9	2:02.342		8	38.668		44.675	92.2	Pit In	180.9	208.1	<u>2:45.423</u>	

74		Miguel Ferreira							CATERHAM 420R										
lap	Sect-1	Speed	Sect-2	Speed	Sect-3	Speed	TopSpeed	laptime	pit	lap	Sect-1	Speed	Sect-2	Speed	Sect-3	Speed	Topspeed	laptime	pit
1			38.817	105.6	44.945		178.2	2:07.195		6	38.477		<u>37.336</u>	98.8	44.301	174.8	201.9	2:00.114	
2	38.870		38.327	103.9	44.346	180.0	<u>214.3</u>	2:01.543		7	38.512		37.869	103.5	44.497	175.6	202.6	2:00.878	
3	38.629		38.227	105.7	45.017	<u>184.6</u>	<u>214.3</u>	2:01.873		8	38.320		37.904	98.5	<u>44.268</u>	176.5	205.7	2:00.492	
4	38.800		39.112	107.5	44.883	181.8	208.5	2:02.795		9	<u>38.137</u>		38.127	<u>109.4</u>	44.361	178.2	208.5	2:00.625	
5	38.171		37.534	108.5	44.269	180.9	211.8	<u>1:59.974</u>		10	38.293		38.845	100.7	44.637	180.0	213.4	2:01.775	

77		Gonçalo Nobre da Veiga							CATERHAM 420R										
lap	Sect-1	Speed	Sect-2	Speed	Sect-3	Speed	TopSpeed	laptime	pit	lap	Sect-1	Speed	Sect-2	Speed	Sect-3	Speed	Topspeed	laptime	pit
1			37.269	107.9	<u>43.938</u>		170.1	2:01.804		6	38.180		37.371	106.5	44.194	175.6	203.8	1:59.745	
2	38.028		37.608	106.9	44.013	<u>184.6</u>	<u>207.7</u>	1:59.649		7	38.205		37.618	113.2	44.043	174.8	203.4	1:59.866	
3	38.195		37.490	109.3	44.042	176.5	204.9	1:59.727		8	38.141		37.483	105.9	44.273	176.5	204.5	1:59.897	
4	<u>37.911</u>		<u>37.253</u>	<u>114.9</u>	44.425	176.5	203.8	<u>1:59.589</u>		9	38.263		37.272	111.5	44.309	175.6	203.4	1:59.844	
5	38.156		37.497	110.0	44.199	175.6	203.4	1:59.852		10	38.809		37.596	109.4	44.326	175.6	203.4	2:00.731	

83		Pedro Reis Ferreira							CATERHAM 420R										
lap	Sect-1	Speed	Sect-2	Speed	Sect-3	Speed	TopSpeed	laptime	pit	lap	Sect-1	Speed	Sect-2	Speed	Sect-3	Speed	Topspeed	laptime	pit
1			37.696	109.2	44.238		160.7	2:03.396		6	38.497		37.682	103.4	44.272	178.2	206.1	2:00.451	
2	38.235		37.333	106.0	44.243	180.0	209.3	1:59.811		7	38.795		<u>37.308</u>	<u>110.9</u>	44.085	178.2	204.2	2:00.188	
3	<u>37.663</u>		37.637	99.4	<u>43.815</u>	184.6	<u>215.1</u>	<u>1:59.115</u>		8	38.276		37.380	108.0	44.433	176.5	202.2	2:00.089	
4	38.069		37.756	101.5	43.992	<u>187.5</u>	<u>215.1</u>	1:59.817		9	39.090		38.326	100.6	44.159	173.1	207.3	2:01.575	



CATERHAM MOTORSPORT IBERIA - PORTIMAO

Autódromo Internacional do Algarve

Caterham Motorsport Iberia 420R

23 - 25 April 2026

Laps and Sector Times - RACE 1

Autodromo Internacional Algarve - 4652mtr.

5	38.368	37.641	103.8	44.000	178.2	204.5	2:00.009	10	38.729	38.146	108.3	44.446	182.7	199.3	2:01.321
---	--------	--------	-------	--------	-------	-------	----------	----	--------	--------	-------	--------	-------	-------	----------

119		Duarte Lisboa								CATERHAM 420R									
lap	Sect-1	Speed	Sect-2	Speed	Sect-3	Speed	TopSpeed	laptime	pit	lap	Sect-1	Speed	Sect-2	Speed	Sect-3	Speed	Topspeed	laptime	pit
1			39.235	108.0	45.672		177.3	2:11.032		6	39.652		38.689	105.2	44.790	172.2	193.9	2:03.131	
2	39.151		38.663	<u>113.3</u>	<u>44.656</u>	178.2	204.2	2:02.470		7	40.145		38.999	111.3	45.503	173.9	197.1	2:04.647	
3	39.151		<u>38.317</u>	107.8	44.670	180.0	<u>213.9</u>	2:02.138		8	39.324		39.143	107.5	45.278	168.2	195.3	2:03.745	
4	<u>38.753</u>		38.382	108.2	44.905	<u>183.7</u>	213.0	<u>2:02.040</u>		9	39.448		38.513	111.5	46.214	175.6	198.5	2:04.175	
5	39.461		38.600	108.1	45.266	180.9	200.7	2:03.327		10	39.910		39.610	105.1	45.859	169.8	196.4	2:05.379	