


CATERHAM MOTORSPORT IBERIA - PORTIMAO

Autódromo Internacional do Algarve

Caterham Motorsport Iberia 340R/Ladies CUP

23 - 25 April 2026

Laps and Sector Times - TREINO PRIVADO 2

Autodromo Internacional Algarve - 4652mtr.

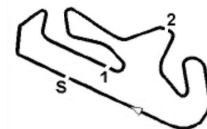
2										Praia-Correia										CATERHAM 340R									
lap	Sect-1	Speed	Sect-2	Speed	Sect-3	Speed	TopSpeed	laptime	pit	lap	Sect-1	Speed	Sect-2	Speed	Sect-3	Speed	Topspeed	laptime	pit	lap	Sect-1	Speed	Sect-2	Speed	Sect-3	Speed	Topspeed	laptime	pit
1	Pit Out		42.960	97.9	46.232			2:09.628		10	39.780		39.786	<u>117.1</u>	45.715	173.9	202.2	2:05.281		10	39.780		39.786	<u>117.1</u>	45.715	173.9	202.2	2:05.281	
2	40.240		41.365	101.0	45.880	169.0	200.0	2:07.485		11	46.023		40.560	99.1	45.994	167.4	182.7	2:12.577		11	46.023		40.560	99.1	45.994	167.4	182.7	2:12.577	
3	40.326		40.051	101.2	45.494	169.0	198.5	2:05.871		12	40.058		39.846	107.1	<u>45.361</u>	169.8	199.3	2:05.265		12	40.058		39.846	107.1	<u>45.361</u>	169.8	199.3	2:05.265	
4	7:44.720		40.686	102.5	45.713	169.8	200.4	9:11.119		13	<u>39.176</u>		<u>39.543</u>	105.1	45.570	177.3	<u>207.3</u>	<u>2:04.289</u>		13	<u>39.176</u>		<u>39.543</u>	105.1	45.570	177.3	<u>207.3</u>	<u>2:04.289</u>	
5	40.176		39.851	103.0	45.415	172.2	197.1	2:05.442		14	44.023		44.308	90.8	Pit In	170.6	178.8	2:28.746		14	44.023		44.308	90.8	Pit In	170.6	178.8	2:28.746	
6	40.951		40.072	106.2	45.508	175.6	202.6	2:06.531		15	Pit Out		41.786	104.1	45.737			7:03.524		15	Pit Out		41.786	104.1	45.737			7:03.524	
7	40.821		39.818	101.3	45.470	169.8	202.2	2:06.109		16	41.488		44.052	89.0	46.232	173.9	206.9	2:11.772		16	41.488		44.052	89.0	46.232	173.9	206.9	2:11.772	
8	40.436		39.997	110.2	46.216	<u>178.2</u>	204.9	2:06.649		17	39.520		41.567	109.8	45.895	171.4	206.1	2:06.982		17	39.520		41.567	109.8	45.895	171.4	206.1	2:06.982	
9	39.662		39.923	109.4	45.995	169.0	202.6	2:05.580		18	40.038		40.181	106.0	45.942	170.6	198.9	2:06.161		18	40.038		40.181	106.0	45.942	170.6	198.9	2:06.161	

3										Mário Neto										CATERHAM 340R									
lap	Sect-1	Speed	Sect-2	Speed	Sect-3	Speed	TopSpeed	laptime	pit	lap	Sect-1	Speed	Sect-2	Speed	Sect-3	Speed	Topspeed	laptime	pit	lap	Sect-1	Speed	Sect-2	Speed	Sect-3	Speed	Topspeed	laptime	pit
1	Pit Out		40.752	99.2	45.792			2:06.025		10	42.848		47.245	88.8	Pit In	169.8	201.9	2:30.518		10	42.848		47.245	88.8	Pit In	169.8	201.9	2:30.518	
2	40.346		40.526	100.6	45.901	<u>178.2</u>	197.4	2:06.773		11	Pit Out		41.646	97.6	46.958			3:56.262		11	Pit Out		41.646	97.6	46.958			3:56.262	
3	40.094		40.212	101.8	45.869	174.8	206.9	2:06.175		12	41.181		47.551	87.0	Pit In	169.0	200.7	2:33.622		12	41.181		47.551	87.0	Pit In	169.0	200.7	2:33.622	
4			Pit In		Pit In	173.9	<u>209.7</u>	6:33.105		13	Pit Out		40.702	100.7	45.908			3:32.616		13	Pit Out		40.702	100.7	45.908			3:32.616	
5	Pit Out		46.118	79.6	49.246			3:25.368		14	41.129		40.636	97.8	45.697	169.0	202.2	2:07.462		14	41.129		40.636	97.8	45.697	169.0	202.2	2:07.462	
6	40.138		40.234	<u>104.1</u>	45.723	169.0	200.7	2:06.095		15	40.377		<u>39.935</u>	103.8	45.918	169.8	202.2	2:06.230		15	40.377		<u>39.935</u>	103.8	45.918	169.8	202.2	2:06.230	
7	40.237		40.135	99.6	<u>45.660</u>	170.6	198.2	2:06.032		16	40.713		40.391	98.5	45.733	172.2	201.9	2:06.837		16	40.713		40.391	98.5	45.733	172.2	201.9	2:06.837	
8	<u>39.898</u>		40.917	101.3	46.200	170.6	200.4	2:07.015		17	39.943		40.030	102.7	45.933	172.2	203.0	<u>2:05.906</u>		17	39.943		40.030	102.7	45.933	172.2	203.0	<u>2:05.906</u>	
9	40.157		43.853	88.9	47.278	169.8	201.5	2:11.288		18	40.334		42.937	91.5	Pit In	170.6	200.4	2:25.593		18	40.334		42.937	91.5	Pit In	170.6	200.4	2:25.593	

7										Vasco Tavares										CATERHAM 340R									
lap	Sect-1	Speed	Sect-2	Speed	Sect-3	Speed	TopSpeed	laptime	pit	lap	Sect-1	Speed	Sect-2	Speed	Sect-3	Speed	Topspeed	laptime	pit	lap	Sect-1	Speed	Sect-2	Speed	Sect-3	Speed	Topspeed	laptime	pit
1	Pit Out		41.337	98.3	46.022			2:11.111		10	39.516		40.188	100.5	Pit In	<u>183.7</u>	203.8	2:13.316		10	39.516		40.188	100.5	Pit In	<u>183.7</u>	203.8	2:13.316	
2	39.668		40.005	94.5	45.486	179.1	205.7	2:05.159		11	Pit Out		39.469	106.1	45.373			3:53.340		11	Pit Out		39.469	106.1	45.373			3:53.340	
3	8:39.725		39.757	101.0	45.321	177.3	207.3	10:04.803		12	39.262		42.671	106.6	45.356	177.3	201.9	2:07.289		12	39.262		42.671	106.6	45.356	177.3	201.9	2:07.289	
4	39.686		39.778	102.4	45.428	181.8	202.2	2:04.892		13	39.651		39.487	107.9	45.675	175.6	202.2	<u>2:04.813</u>		13	39.651		39.487	107.9	45.675	175.6	202.2	<u>2:04.813</u>	
5	42.032		39.691	106.9	45.483	173.9	208.1	2:07.206		14	39.822		39.705	106.0	45.930	173.1	205.3	2:05.457		14	39.822		39.705	106.0	45.930	173.1	205.3	2:05.457	
6	40.272		39.848	101.6	45.719	181.8	204.2	2:05.839		15	39.968		40.846	105.9	45.740	171.4	203.4	2:06.554		15	39.968		40.846	105.9	45.740	171.4	203.4	2:06.554	
7	40.273		39.606	111.5	47.937	176.5	209.3	2:07.816		16	39.870		41.098	102.0	<u>45.237</u>	171.4	204.2	2:06.205		16	39.870		41.098	102.0	<u>45.237</u>	171.4	204.2	2:06.205	
8	<u>39.197</u>		<u>39.097</u>	<u>114.5</u>	46.609	176.5	204.2	2:04.903		17	40.497		40.271	104.7	Pit In	173.9	204.9	2:20.281		17	40.497		40.271	104.7	Pit In	173.9	204.9	2:20.281	
9	39.615		39.760	103.7	45.523	<u>183.7</u>	<u>210.1</u>	2:04.898		18										18									

12										Gonçalo Aguiar Matos										CATERHAM 340R									
lap	Sect-1	Speed	Sect-2	Speed	Sect-3	Speed	TopSpeed	laptime	pit	lap	Sect-1	Speed	Sect-2	Speed	Sect-3	Speed	Topspeed	laptime	pit	lap	Sect-1	Speed	Sect-2	Speed	Sect-3	Speed	Topspeed	laptime	pit
1	Pit Out		41.226	99.4	46.116			2:12.562		8	39.108		<u>39.521</u>	97.4	<u>44.721</u>	179.1	207.7	<u>2:03.350</u>		8	39.108		<u>39.521</u>	97.4	<u>44.721</u>	179.1	207.7	<u>2:03.350</u>	
2	39.759		40.850	105.7	46.467	180.9	206.9	2:07.076		9	<u>39.101</u>		39.729	94.7	Pit In	<u>183.7</u>	207.3	2:22.373		9	<u>39.101</u>		39.729	94.7	Pit In	<u>183.7</u>	207.3	2:22.373	
3	7:00.911		40.035	100.1	45.425	170.6	204.2	8:26.371		10	Pit Out		43.359	<u>108.7</u>	48.901			3:54.563		10	Pit Out		43.359	<u>108.7</u>	48.901			3:54.563	
4	39.554		39.601	103.7	44.808	175.6	206.1	2:03.963		11	39.561		39.968	99.0	44.933	180.9	<u>210.1</u>	2:04.462		11	39.561		39.968	99.0	44.933	180.9	<u>210.1</u>	2:04.462	
5	39.716		39.722	102.9	45.441	181.8	209.3	2:04.879		12	39.919		39.706	99.2	45.697	180.9	206.9	2:05.322		12	39.919		39.706	99.2	45.697	180.9	206.9	2:05.322	
6	39.624		39.866	105.1	45.189	175.6	205.7	2:04.679		13	39.838		40.259	97.5	Pit In	175.6	202.2	2:17.889		13	39.838		40.259	97.5	Pit In	175.6	202.2	2:17.889	
7	39.217		39.670	101.5	45.243	175.6	206.1	2:04.130		14										14									

22										Diogo Sousa Coutinho										CATERHAM 340R									
lap	Sect-1	Speed	Sect-2	Speed	Sect-3	Speed	TopSpeed	laptime	pit	lap	Sect-1	Speed	Sect-2	Speed	Sect-3	Speed	Topspeed	laptime	pit	lap	Sect-1	Speed	Sect-2	Speed	Sect-3	Speed	Topspeed	laptime	pit
1	Pit Out																												


CATERHAM MOTORSPORT IBERIA - PORTIMAO

Autódromo Internacional do Algarve

Caterham Motorsport Iberia 340R/Ladies CUP

23 - 25 April 2026

Laps and Sector Times - TREINO PRIVADO 2

Autodromo Internacional Algarve - 4652mtr.

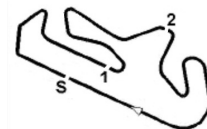
5	41.951	41.748	104.1	47.740	162.2	194.2	2:11.439	14	41.389	40.885	102.8	47.562	165.9	202.2	2:09.836
6	41.761	41.669	111.5	47.796	165.9	199.6	2:11.226	15	41.209	<u>40.859</u>	<u>118.2</u>	47.232	169.0	<u>206.5</u>	2:09.300
7	41.820	42.000	115.1	49.019	163.6	199.3	2:12.839	16	1:02.481	42.821	98.4	47.896	165.9	198.9	2:33.198
8	41.753	41.628	105.7	48.868	161.4	197.1	2:12.249	17	41.829	40.893	98.7	<u>46.946</u>	164.4	198.9	2:09.668
9	41.789	41.286	107.6	48.226	160.0	202.6	2:11.301	18	<u>40.876</u>	41.184	111.8	46.990	<u>169.8</u>	202.6	<u>2:09.050</u>

23 Mariana Posser Andrade									CATERHAM 340R										
lap	Sect-1	Speed	Sect-2	Speed	Sect-3	Speed	TopSpeed	laptime	pit	lap	Sect-1	Speed	Sect-2	Speed	Sect-3	Speed	Topspeed	laptime	pit
1	Pit Out		40.623	106.6	46.428			2:08.610		9	39.533	40.040	102.4	46.009	175.6	208.9	2:05.582		
2	40.525		40.326	106.9	46.025	167.4	203.8	2:06.876		10	40.196	40.429	109.4	46.241	172.2	208.5	2:06.866		
3	40.215		40.332	104.9	46.038	173.9	206.1	2:06.585		11	39.532	48.824	80.5	Pit In	175.6	<u>209.3</u>	2:42.505		
4	8:14.521		41.040	98.2	45.909	173.1	207.7	9:41.470		12	Pit Out	40.214	102.9	<u>45.500</u>			8:22.309		
5	39.632		40.329	102.8	46.725	175.6	207.3	2:06.686		13	39.575	40.076	107.2	45.823	178.2	204.2	2:05.474		
6	40.132		40.225	106.2	45.695	160.0	200.4	2:06.052		14	<u>39.367</u>	<u>39.883</u>	106.3	45.540	170.6	208.5	<u>2:04.790</u>		
7	41.368		40.733	104.2	46.014	<u>179.1</u>	201.5	2:08.115		15	39.883	40.361	105.4	45.508	177.3	202.2	2:05.752		
8	39.707		40.533	96.6	47.289	174.8	208.1	2:07.529		16	39.536	41.330	<u>109.5</u>	Pit In	177.3	204.2	<u>2:13.483</u>		

26 Tomas Gomes									CATERHAM 340R										
lap	Sect-1	Speed	Sect-2	Speed	Sect-3	Speed	TopSpeed	laptime	pit	lap	Sect-1	Speed	Sect-2	Speed	Sect-3	Speed	Topspeed	laptime	pit
1	Pit Out		57.030	89.4	1:00.173			2:47.115		9	39.620	39.489	111.1	Pit In	174.8	207.3	2:11.284		
2	53.243		48.022	98.9	53.535	126.3	117.8	2:34.800		10	Pit Out	39.246	110.4	45.438			4:25.438		
3	8:03.438		40.664	108.9	45.693	135.8	140.3	9:29.795		11	38.994	38.998	113.7	45.172	180.9	<u>209.7</u>	2:03.164		
4	39.459		39.866	110.4	45.521	169.8	201.5	2:04.846		12	39.314	39.028	112.0	45.362	<u>181.8</u>	208.1	2:03.704		
5	39.358		39.854	104.2	45.078	171.4	203.8	2:04.290		13	39.373	39.296	109.3	45.148	173.9	208.9	2:03.817		
6	39.402		39.643	111.9	45.329	173.1	203.4	2:04.374		14	38.979	38.951	112.5	<u>44.872</u>	176.5	<u>209.7</u>	<u>2:02.802</u>		
7	42.909		43.320	103.3	44.998	173.9	204.9	2:11.227		15	38.921	39.400	<u>114.9</u>	45.086	178.2	204.9	2:03.407		
8	39.722		39.220	108.4	45.335	<u>181.8</u>	204.2	2:04.277		16	<u>38.919</u>	<u>38.917</u>	113.0	Pit In	174.8	209.3	<u>2:11.558</u>		

32 Rafael Antunes									CATERHAM 340R										
lap	Sect-1	Speed	Sect-2	Speed	Sect-3	Speed	TopSpeed	laptime	pit	lap	Sect-1	Speed	Sect-2	Speed	Sect-3	Speed	Topspeed	laptime	pit
1	Pit Out		41.443	101.7	46.130			2:13.525		8	38.684	39.582	108.5	<u>44.989</u>	178.2	208.1	<u>2:03.255</u>		
2	39.724		40.046	103.3	45.800	173.1	206.9	2:05.570		9	<u>38.629</u>	<u>39.467</u>	104.8	45.676	181.8	<u>212.6</u>	2:03.772		
3	8:35.284		39.734	104.7	46.175	173.9	206.1	10:01.193		10	38.984	39.686	103.7	45.661	182.7	209.3	2:04.331		
4	39.118		39.970	100.2	45.819	182.7	208.9	2:04.907		11	38.990	40.235	<u>113.3</u>	46.058	180.0	208.5	2:05.283		
5	41.250		40.059	105.3	45.199	173.1	206.1	2:06.508		12	39.512	39.651	109.2	45.818	179.1	210.9	2:04.981		
6	39.230		40.251	102.9	45.978	<u>186.5</u>	<u>212.6</u>	2:05.459		13	44.092	40.121	105.2	Pit In	173.1	202.2	<u>2:17.903</u>		
7	39.350		39.474	104.2	45.197	183.7	207.7	2:04.021		14									

35 Guilherme Antão									CATERHAM 340R										
lap	Sect-1	Speed	Sect-2	Speed	Sect-3	Speed	TopSpeed	laptime	pit	lap	Sect-1	Speed	Sect-2	Speed	Sect-3	Speed	Topspeed	laptime	pit
1	Pit Out		44.084	82.9	46.009			2:11.703		10	39.782	<u>40.010</u>	93.0	<u>44.865</u>	<u>180.9</u>	206.1	<u>2:04.657</u>		
2	40.429		41.005	89.7	45.525	176.5	208.5	2:06.959		11	39.958	40.825	89.2	45.801	180.0	207.7	2:06.584		
3	39.855		40.742	92.3	45.551	173.1	204.9	2:06.148		12	46.166	44.252	90.0	Pit In	177.3	141.2	<u>2:35.270</u>		
4	7:12.170		40.717	93.0	45.286	172.2	205.3	8:38.173		13	Pit Out	44.235	88.9	47.530			7:13.434		
5	39.919		40.119	93.9	44.948	174.8	205.7	2:04.986		14	40.205	40.456	90.9	46.073	171.4	206.5	2:06.734		
6	<u>39.457</u>		40.047	94.4	45.207	174.8	207.3	2:04.711		15	39.948	40.153	<u>97.8</u>	45.397	174.8	207.3	2:05.498		
7	39.630		40.195	92.5	45.145	177.3	208.1	2:04.970		16	43.659	46.123	86.9	51.082	175.6	<u>208.9</u>	2:20.864		
8	39.645		40.668	91.2	46.162	177.3	208.5	2:06.475		17	39.781	40.199	92.2	45.238	177.3	201.1	2:05.218		
9	40.312		40.197	93.3	44.927	173.1	208.5	2:05.436		18	40.067	41.400	92.2	46.312	174.8	208.1	2:07.779		


CATERHAM MOTORSPORT IBERIA - PORTIMAO

Autódromo Internacional do Algarve

Caterham Motorsport Iberia 340R/Ladies CUP

23 - 25 April 2026

Laps and Sector Times - TREINO PRIVADO 2

Autodromo Internacional Algarve - 4652mtr.

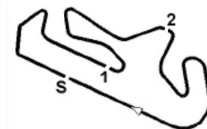
38		Hugo Antão							CATERHAM 340R										
lap	Sect-1	Speed	Sect-2	Speed	Sect-3	Speed	TopSpeed	laptime	pit	lap	Sect-1	Speed	Sect-2	Speed	Sect-3	Speed	Topspeed	laptime	pit
1	Pit Out		43.464	82.1	46.115			2:10.563		10	39.859		40.267	101.4	45.848	179.1	205.7	2:05.974	
2	40.079		40.933	90.2	45.638	180.9	205.3	2:06.650		11	40.013		39.863	102.4	45.911	177.3	203.0	2:05.787	
3	39.802		40.761	96.6	45.676	180.0	211.4	2:06.239		12	<u>39.463</u>		39.969	105.2	45.788	<u>182.7</u>	<u>212.2</u>	2:05.220	
4	7:12.339		40.305	92.9	45.840	177.3	208.9	8:38.484		13	39.747		39.864	105.9	<u>45.044</u>	178.2	205.3	<u>2:04.655</u>	
5	39.777		39.789	102.2	45.495	178.2	205.3	2:05.061		14	43.033		42.944	105.5	Pit In	179.1	206.1	2:21.987	
6	40.483		40.138	101.8	45.920	177.3	205.3	2:06.541		15	Pit Out		40.779	<u>109.9</u>	45.638			4:06.963	
7	39.768		39.783	108.7	45.479	173.9	201.5	2:05.030		16	39.548		<u>39.746</u>	<u>106.4</u>	45.502	176.5	205.3	2:04.796	
8	39.744		40.175	106.5	45.532	178.2	204.9	2:05.451		17	39.805		45.580	85.8	Pit In	178.2	203.0	2:26.305	
9	39.699		39.941	106.2	45.464	177.3	203.4	2:05.104		18									

46		Ricardo Filipe							CATERHAM 340R										
lap	Sect-1	Speed	Sect-2	Speed	Sect-3	Speed	TopSpeed	laptime	pit	lap	Sect-1	Speed	Sect-2	Speed	Sect-3	Speed	Topspeed	laptime	pit
1	Pit Out		59.591	91.8	55.744			2:46.457		7	<u>38.873</u>		<u>38.957</u>	108.1	<u>45.006</u>	179.1	212.2	<u>2:02.836</u>	
2	40.884		43.594	98.4	47.052	165.1	201.1	2:11.530		8	39.236		40.218	<u>111.8</u>	Pit In	<u>186.5</u>	<u>216.4</u>	2:43.393	
3	10:44.465		40.225	108.4	46.208	173.1	208.1	12:10.898		9	Pit Out		41.421	107.0	46.742			9:54.273	
4	39.617		39.807	108.0	46.570	173.9	201.5	2:05.994		10	40.030		40.080	101.6	46.178	173.1	204.9	2:06.288	
5	39.893		40.276	106.0	46.171	173.9	206.5	2:06.340		11	40.011		40.069	107.8	45.145	172.2	206.9	2:05.225	
6	39.858		39.428	100.2	45.638	179.1	201.9	2:04.924		12	39.053		41.768	86.1	Pit In	180.9	208.5	2:45.965	

47		Eurico da Fonseca							CATERHAM 340R										
lap	Sect-1	Speed	Sect-2	Speed	Sect-3	Speed	TopSpeed	laptime	pit	lap	Sect-1	Speed	Sect-2	Speed	Sect-3	Speed	Topspeed	laptime	pit
1	Pit Out		43.455	99.8	48.370			2:15.173		10	Pit Out		46.096	94.9	48.706			4:05.268	
2	43.779		42.487	99.7	47.396	167.4	201.1	2:13.662		11	41.671		42.088	92.7	48.088	170.6	207.3	2:11.847	
3	41.756		55.425	107.4	46.549	166.7	201.5	2:23.730		12	40.807		41.853	106.4	47.272	169.8	204.5	2:09.932	
4	6:53.226		40.602	111.7	47.821	174.8		8:21.649		13	40.842		45.081	97.2	48.513	171.4	206.9	2:14.436	
5	40.514		41.635	99.1	46.569	174.8	203.4	2:08.718		14	40.451		41.689	98.4	46.778	172.2	209.3	2:08.918	
6	42.159		40.975	104.7	<u>46.254</u>	175.6	206.1	2:09.388		15	40.703		42.228	100.5	47.791	173.9	205.3	2:10.722	
7	<u>39.831</u>		<u>40.467</u>	102.0	46.852	176.5	205.7	<u>2:07.150</u>		16	41.250		42.109	<u>116.5</u>	47.162	168.2	203.4	2:10.521	
8	40.212		41.063	107.8	47.027	176.5	203.0	2:08.302		17	42.857		43.346	109.5	Pit In	<u>177.3</u>	195.7	2:22.981	
9	53.555		44.330	96.1	Pit In	174.8	210.1	2:33.990		18									

52		Pedro Ramos							CATERHAM 340R										
lap	Sect-1	Speed	Sect-2	Speed	Sect-3	Speed	TopSpeed	laptime	pit	lap	Sect-1	Speed	Sect-2	Speed	Sect-3	Speed	Topspeed	laptime	pit
1	Pit Out		40.468	104.2	46.305			2:08.646		10	40.699		<u>39.800</u>	102.7	45.843	167.4	193.2	2:06.342	
2	40.077		40.895	101.8	46.455	171.4	203.4	2:07.427		11	40.365		40.668	97.5	46.084	176.5	207.7	2:07.117	
3	40.335		40.581	96.6	<u>45.415</u>	177.3	204.5	2:06.331		12	40.958		40.367	99.3	46.697	167.4	190.1	2:08.022	
4	7:29.225		40.599	99.0	46.021	177.3	<u>208.1</u>	8:55.845		13	40.210		39.851	<u>114.4</u>	46.114	170.6	200.0	2:06.175	
5	40.089		40.154	98.3	45.911	173.1	204.5	2:06.154		14	<u>39.591</u>		40.208	93.2	46.014	176.5	203.8	2:05.813	
6	40.160		40.328	95.0	46.165	177.3	203.4	2:06.653		15	40.295		40.751	94.6	46.318	167.4	199.6	2:07.364	
7	40.088		40.251	95.1	45.473	176.5	204.2	<u>2:05.812</u>		16	41.729		41.851	97.4	46.322	163.6	195.7	2:09.902	
8	40.638		40.479	95.8	46.090	<u>181.8</u>	206.9	2:07.207		17	40.444		40.986	93.3	46.257	165.9	197.1	2:07.687	
9	40.467		40.894	96.7	48.174	172.2	203.4	2:09.535		18	43.094		42.370	96.2	Pit In	165.1	194.9	2:28.979	

53		Sobral-Sobral							CATERHAM 310R										
lap	Sect-1	Speed	Sect-2	Speed	Sect-3	Speed	TopSpeed	laptime	pit	lap	Sect-1	Speed	Sect-2	Speed	Sect-3	Speed	Topspeed	laptime	pit
1	Pit Out		55.824	78.1	58.596			2:49.700		7	50.096		48.965	84.0	53.452	148.8	168.5	2:32.513	
2	56.957		53.972	75.4	1:04.866	145.2	134.2	2:55.795		8	<u>46.219</u>		<u>47.076</u>	91.4	<u>52.792</u>	151.3	<u>181.8</u>	<u>2:26.087</u>	
3	8:00.234		51.919	87.9	56.193	145.2		9:48.346		9	52.360		55.277	<u>96.5</u>	56.448	150.6	166.2	2:44.085	
4	52.268		52.117	78.0	56.318	127.2	164.9	2:40.703		10	59.553		1:00.482	75.1	1:01.875	<u>153.8</u>	161.7	3:01.910	
5	49.099		49.524	84.2	53.265	141.2	173.6	2:31.888		11	50.431		50.216	87.1	Pit In	149.4	159.8	2:42.222	



CATERHAM MOTORSPORT IBERIA - PORTIMAO

Autódromo Internacional do Algarve

Caterham Motorsport Iberia 340R/Ladies CUP

23 - 25 April 2026

Laps and Sector Times - TREINO PRIVADO 2

Autodromo Internacional Algarve - 4652mtr.

6	49.187	50.401	82.1	55.951	149.4	171.4	2:35.539	12				
---	--------	--------	------	--------	-------	-------	----------	----	--	--	--	--

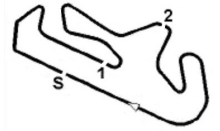
55		Matilde Raposo Magalhães										CATERHAM 340R									
lap	Sect-1	Speed	Sect-2	Speed	Sect-3	Speed	TopSpeed	laptime	pit	lap	Sect-1	Speed	Sect-2	Speed	Sect-3	Speed	Topspeed	laptime	pit		
1	Pit Out		48.068	81.9	55.846			2:32.777		9	43.244		42.942	92.2	Pit In	163.6	198.9	2:32.748			
2	44.123		44.549	87.8	51.657	155.2	193.2	2:20.329		10	Pit Out		43.808	94.7	50.017			3:55.113			
3	9:08.675		46.179	87.9	51.038	157.9	195.3	10:45.892		11	42.116		42.701	90.8	49.714	161.4	195.7	2:14.531			
4	42.794		44.276	85.5	51.303	161.4	197.4	2:18.373		12	43.100		44.678	88.1	50.647	157.2	198.9	2:18.425			
5	42.551		43.679	89.8	49.798	160.7	198.2	2:16.028		13	42.775		42.301	<u>100.7</u>	49.289	157.2	191.5	2:14.365			
6	42.225		42.640	94.7	49.483	162.9	197.1	2:14.348		14	42.249		45.803	98.5	49.849	162.2	197.4	2:17.901			
7	42.055		42.158	98.5	<u>48.771</u>	163.6	198.9	<u>2:12.984</u>		15	41.938		<u>42.033</u>	99.0	49.066	162.9	197.4	2:13.037			
8	41.672		43.441	98.6	49.329	<u>164.4</u>	<u>200.4</u>	2:14.442		16	<u>41.539</u>		42.760	100.0	Pit In	162.9	196.4	2:27.408			

71		Luís Soares										CATERHAM 310R									
lap	Sect-1	Speed	Sect-2	Speed	Sect-3	Speed	TopSpeed	laptime	pit	lap	Sect-1	Speed	Sect-2	Speed	Sect-3	Speed	Topspeed	laptime	pit		
1	Pit Out		46.490	95.0	50.839			2:23.776		8	44.594		46.169	93.8	Pit In	151.9	186.5	2:32.212			
2	44.832		43.711	95.1	48.955	157.9	183.4	2:17.498		9	Pit Out		45.578	100.5	51.794			7:40.058			
3	8:59.881		43.701	93.9	48.950	158.6	187.2	10:32.532		10	43.288		42.926	100.8	48.484	159.3	189.1	2:14.698			
4	43.342		42.489	103.3	48.427	157.2	187.2	2:14.258		11	43.035		42.829	<u>107.7</u>	48.045	160.7	190.5	2:13.909			
5	43.566		42.425	99.5	48.185	160.0	186.9	2:14.176		12	<u>42.149</u>		42.183	107.0	48.076	161.4	190.5	2:12.408			
6	42.663		<u>41.769</u>	104.2	<u>47.969</u>	162.2	187.5	<u>2:12.401</u>		13	42.961		42.215	102.0	48.396	161.4	190.8	2:13.572			
7	42.361		57.772	74.1	59.933	<u>163.6</u>	<u>191.5</u>	2:40.066		14	47.031		51.815	82.7	Pit In	160.0	185.9	2:54.269			

77		Miguel Carmo										CATERHAM 340R									
lap	Sect-1	Speed	Sect-2	Speed	Sect-3	Speed	TopSpeed	laptime	pit	lap	Sect-1	Speed	Sect-2	Speed	Sect-3	Speed	Topspeed	laptime	pit		
1	Pit Out		40.759	96.3	45.391			2:05.407		10	38.898		39.763	92.4	45.179	<u>187.5</u>	210.9	<u>2:03.840</u>			
2	39.771		40.976	91.4	46.165	180.9	207.7	2:06.912		11	39.091		40.385	89.6	45.559	181.8	213.0	2:05.035			
3	39.854		40.025	94.5	45.680	182.7	211.8	2:05.559		12	39.871		40.168	103.3	45.848	176.5	202.6	2:05.887			
4	7:26.639		40.301	90.3	45.681	180.0	210.1	8:52.621		13	39.541		39.676	94.7	Pit In	175.6	209.7	2:25.011			
5	39.899		40.128	90.3	<u>44.924</u>	185.6	198.5	2:04.951		14	Pit Out		44.215	<u>106.5</u>	45.124			8:13.125			
6	40.621		40.653	95.5	45.303	181.8	202.6	2:06.577		15	<u>38.889</u>		39.812	105.5	46.168	183.7	213.9	2:04.869			
7	40.028		39.913	97.4	45.434	180.9	203.4	2:05.375		16	39.605		<u>39.629</u>	100.3	45.850	171.4	203.0	2:05.084			
8	39.710		40.498	96.9	45.564	182.7	<u>215.1</u>	2:05.772		17	39.871		39.824	95.0	46.584	173.1	200.4	2:06.279			
9	39.468		39.800	94.5	45.184	180.0	209.3	2:04.452		18	39.881		55.269	69.6	Pit In	173.1	200.0	2:51.582			

84		Abílio Justo										CATERHAM 340R									
lap	Sect-1	Speed	Sect-2	Speed	Sect-3	Speed	TopSpeed	laptime	pit	lap	Sect-1	Speed	Sect-2	Speed	Sect-3	Speed	Topspeed	laptime	pit		
1	Pit Out		40.926	100.3	45.861			2:04.031		9	39.586		39.641	92.5	45.442	176.5	206.1	2:04.669			
2	39.822		40.168	<u>110.4</u>	47.087	172.2	203.8	2:07.077		10	39.527		39.799	108.4	45.389	<u>184.6</u>	203.4	2:04.715			
3	39.780		39.600	101.5	45.870	167.4	202.6	2:05.250		11	41.945		40.196	92.4	46.911	176.5	200.7	2:09.052			
4	7:39.339		40.303	105.7	46.939	173.1	208.1	9:06.581		12	39.127		39.603	104.7	45.866	180.0	208.9	2:04.596			
5	39.810		39.381	106.4	45.623	176.5	203.0	2:04.814		13	39.755		39.465	105.7	45.475	180.0	<u>217.3</u>	2:04.695			
6	39.145		39.769	99.0	45.648	177.3	207.3	2:04.562		14	39.341		39.527	102.5	46.836	179.1	204.2	2:05.704			
7	39.150		<u>39.138</u>	104.8	<u>45.307</u>	177.3	205.3	<u>2:03.595</u>		15	39.507		39.908	102.4	Pit In	166.7	207.3	2:15.199			
8	<u>39.089</u>		39.843	101.4	45.947	180.9	207.3	2:04.879		16											

97		Guilherme Aguiar de Matos										CATERHAM 340R									
lap	Sect-1	Speed	Sect-2	Speed	Sect-3	Speed	TopSpeed	laptime	pit	lap	Sect-1	Speed	Sect-2	Speed	Sect-3	Speed	Topspeed	laptime	pit		
1	Pit Out		41.747	102.7	47.253			2:14.253		10	39.989		39.464	100.4	45.854	176.5	203.4	2:05.307			
2	41.314		40.648	109.2	47.020	172.2	204.5	2:08.982		11	39.602		39.766	113.9	46.028	180.9	<u>210.9</u>	2:05.396			
3	7:05.251		40.818	98.8	46.602	174.8	206.1	8:32.671		12	39.705		39.676	111.8	46.287	178.2	202.2	2:05.668			
4	39.748		39.888	99.0	46.323	173.1	201.9	2:05.959		13	40.251		39.141	111.7	45.500	174.8	203.0	2:04.892			



CATERHAM MOTORSPORT IBERIA - PORTIMAO

Autódromo Internacional do Algarve

Caterham Motorsport Iberia 340R/Ladies CUP

23 - 25 April 2026

Laps and Sector Times - TREINO PRIVADO 2

Autodromo Internacional Algarve - 4652mtr.

5	39.891	39.845	101.9	45.706	174.8	203.8	2:05.442	14	39.265	39.140	108.4	<u>44.997</u>	180.9	208.9	<u>2:03.402</u>
6	39.582	39.400	110.9	46.144	176.5	201.1	2:05.126	15	38.970	39.018	114.5	45.558	181.8	210.1	2:03.546
7	39.256	39.551	<u>115.0</u>	46.124	180.9	209.7	2:04.931	16	39.311	<u>38.991</u>	106.5	45.199	180.0	207.3	2:03.501
8	39.663	39.516	114.9	45.507	178.2	203.4	2:04.686	17	<u>38.851</u>	39.891	113.3	Pit In	<u>183.7</u>	210.1	2:11.704
9	39.467	41.477	100.7	46.043	182.7	209.3	2:06.987	18							