

ZomeravondCompetitie Auto's - 2025-03-31 DNRT

SLK Cup / Volvo 360 Cup
Ronden- en Sectortijden - 1e Race

31 maart 2025
Assen - 4555mtr.

455 Rob Veuskens										Volvo 360									
lap	Sect-1	Speed	Sect-2	Speed	Sect-3	Speed	TopSpeed	laptime	pit	lap	Sect-1	Speed	Sect-2	Speed	Sect-3	Speed	Topspeed	laptime	pit
1	56.027		57.335		33.104			2:26.466		6	<u>53.446</u>		57.348		33.187			2:23.981	
2	54.394		58.186		33.111			2:25.691		7	53.555		56.972		33.866			2:24.393	
3	53.927		56.763		33.214			2:23.904		8	56.455		56.818		<u>32.920</u>			2:26.193	
4	54.227		56.366		33.300			2:23.893		9	55.633		57.742		37.765			2:31.140	
5	53.967		<u>56.068</u>		33.144			<u>2:23.179</u>		10									


466 Matthieu Tak										Volvo 360									
lap	Sect-1	Speed	Sect-2	Speed	Sect-3	Speed	TopSpeed	laptime	pit	lap	Sect-1	Speed	Sect-2	Speed	Sect-3	Speed	Topspeed	laptime	pit
1	56.451		58.315		33.219			2:27.985		6	53.769		57.090		32.846			<u>2:23.705</u>	
2	54.038		57.302		32.849			2:24.189		7	53.889		57.537		34.464			2:25.890	
3	54.160		57.238		<u>32.552</u>			2:23.950		8	54.759		57.213		33.917			2:25.889	
4	54.186		<u>56.899</u>		32.918			2:24.003		9	54.729		57.345		34.959			2:27.033	
5	<u>53.739</u>		57.362		33.140			2:24.241		10									

501 Lawrence Hoven										Mercedes-Benz SLK									
lap	Sect-1	Speed	Sect-2	Speed	Sect-3	Speed	TopSpeed	laptime	pit	lap	Sect-1	Speed	Sect-2	Speed	Sect-3	Speed	Topspeed	laptime	pit
1	52.970		53.447		29.201			2:15.618		6	49.637		52.836		29.310			2:11.783	
2	<u>48.175</u>		52.015		29.079			<u>2:09.269</u>		7	50.107		52.417		<u>28.813</u>			2:11.337	
3	49.139		<u>51.684</u>		29.829			2:10.652		8	48.608		51.947		29.760			2:10.315	
4	48.889		51.933		29.610			2:10.432		9	48.956		51.717		29.432			2:10.105	
5	48.677		51.973		29.931			2:10.581		10	49.536		53.314		29.232			2:12.082	

505 Lars Olij										Mercedes-Benz SLK									
lap	Sect-1	Speed	Sect-2	Speed	Sect-3	Speed	TopSpeed	laptime	pit	lap	Sect-1	Speed	Sect-2	Speed	Sect-3	Speed	Topspeed	laptime	pit
1	53.668		<u>54.408</u>		31.036			2:19.112		6	49.930		55.016		31.281			2:16.227	
2	49.656		55.534		31.567			2:16.757		7	<u>49.432</u>		55.509		31.700			2:16.641	
3	50.410		56.334		31.961			2:18.705		8	50.277		55.641		31.803			2:17.721	
4	50.371		54.743		<u>30.700</u>			<u>2:15.814</u>		9	50.369		56.006		32.062			2:18.437	
5	49.856		55.592		31.344			2:16.792		10	49.972		55.744		31.731			2:17.447	

510 Martijn Ildiz										Mercedes-Benz SLK									
lap	Sect-1	Speed	Sect-2	Speed	Sect-3	Speed	TopSpeed	laptime	pit	lap	Sect-1	Speed	Sect-2	Speed	Sect-3	Speed	Topspeed	laptime	pit
1	51.949		51.842		28.876			2:12.667		6	48.489		51.185		29.034			2:08.708	
2	<u>47.831</u>		<u>50.862</u>		<u>28.585</u>			<u>2:07.278</u>		7	48.014		50.977		29.165			2:08.156	
3	50.585		51.505		28.862			2:10.952		8	54.515		51.046		28.888			2:14.449	
4	47.953		51.204		28.963			2:08.120		9	50.079		51.243		28.997			2:10.319	
5	47.879		51.191		29.405			2:08.475		10	49.226		52.438		29.473			2:11.137	

521 Peter Timmermans										Mercedes-Benz SLK									
lap	Sect-1	Speed	Sect-2	Speed	Sect-3	Speed	TopSpeed	laptime	pit	lap	Sect-1	Speed	Sect-2	Speed	Sect-3	Speed	Topspeed	laptime	pit
1	53.812		52.164		29.458			2:15.434		6	48.228		50.721		<u>28.826</u>			2:07.775	
2	48.995		51.076		29.033			2:09.104		7	<u>48.180</u>		55.742		33.493			2:17.415	
3	48.193		51.385		28.915			2:08.493		8	49.943		51.731		29.398			2:11.072	
4	48.893		50.786		28.954			2:08.633		9	48.806		52.061		30.319			2:11.186	
5	48.244		<u>50.523</u>		28.976			<u>2:07.743</u>		10	49.206		51.439		30.744			2:11.389	



ZomeravondCompetitie Auto's - 2025-03-31 DNRT

SLK Cup / Volvo 360 Cup
Ronden- en Sectortijden - 1e Race

31 maart 2025
Assen - 4555mtr.

526 Maarten Hermesen										Mercedes-Benz SLK									
lap	Sect-1	Speed	Sect-2	Speed	Sect-3	Speed	TopSpeed	laptime	pit	lap	Sect-1	Speed	Sect-2	Speed	Sect-3	Speed	Topspeed	laptime	pit
1	53.590		51.807		28.855			2:14.252		6	47.382		50.430		28.540			2:06.352	
2	47.144		50.332		28.563			2:06.039		7	47.244		<u>50.170</u>		29.151			2:06.565	
3	<u>46.987</u>		50.474		<u>28.460</u>			<u>2:05.921</u>		8	47.462		50.645		29.106			2:07.213	
4	47.198		50.305		28.491			2:05.994		9	47.532		50.648		28.771			2:06.951	
5	47.320		50.588		28.560			2:06.468		10	57.295		51.594		29.067			2:17.956	


532 Pieter Klarenbeek										Mercedes-Benz SLK									
lap	Sect-1	Speed	Sect-2	Speed	Sect-3	Speed	TopSpeed	laptime	pit	lap	Sect-1	Speed	Sect-2	Speed	Sect-3	Speed	Topspeed	laptime	pit
1	53.545		51.882		29.464			2:14.891		6	48.311		50.794		28.639			2:07.744	
2	48.394		51.361		28.718			2:08.473		7	48.428		50.720		28.960			2:08.108	
3	48.653		52.036		29.174			2:09.863		8	48.950		51.355		29.704			2:10.009	
4	<u>47.537</u>		51.446		28.871			2:07.854		9	48.577		51.596		28.746			2:08.919	
5	47.760		51.382		<u>28.592</u>			<u>2:07.734</u>		10	48.429		<u>50.716</u>		28.604			2:07.749	

536 Erik Broekhuizen										Mercedes-Benz SLK									
lap	Sect-1	Speed	Sect-2	Speed	Sect-3	Speed	TopSpeed	laptime	pit	lap	Sect-1	Speed	Sect-2	Speed	Sect-3	Speed	Topspeed	laptime	pit
1	52.183		51.028		29.893			2:13.104		6	47.916		51.159		29.023			2:08.098	
2	48.262		51.313		28.914			2:08.489		7	48.261		<u>50.757</u>		29.092			2:08.110	
3	49.243		51.406		<u>28.681</u>			2:09.330		8	48.564		52.166		29.598			2:10.328	
4	48.055		51.493		28.846			2:08.394		9	48.495		51.062		28.976			2:08.533	
5	<u>47.652</u>		51.184		28.882			<u>2:07.718</u>		10	47.999		51.192		28.829			2:08.020	

537 Daniel Maar										Mercedes-Benz SLK									
lap	Sect-1	Speed	Sect-2	Speed	Sect-3	Speed	TopSpeed	laptime	pit	lap	Sect-1	Speed	Sect-2	Speed	Sect-3	Speed	Topspeed	laptime	pit
1	53.323		51.807		29.723			2:14.853		6	48.494		50.951		28.557			2:08.002	
2	48.760		51.402		29.040			2:09.202		7	<u>48.055</u>		51.097		28.681			2:07.833	
3	48.394		51.342		<u>28.491</u>			2:08.227		8	48.715		51.522		30.014			2:10.251	
4	48.263		50.896		28.608			2:07.767		9	48.395		51.293		28.943			2:08.631	
5	48.101		<u>50.684</u>		28.712			<u>2:07.497</u>		10	49.350		51.024		29.644			2:10.018	

549 Riemer Blonk										Mercedes-Benz SLK									
lap	Sect-1	Speed	Sect-2	Speed	Sect-3	Speed	TopSpeed	laptime	pit	lap	Sect-1	Speed	Sect-2	Speed	Sect-3	Speed	Topspeed	laptime	pit
1	54.281		53.376		29.480			2:17.137		6	48.931		53.342		29.439			2:11.712	
2	<u>48.175</u>		52.014		29.152			<u>2:09.341</u>		7	49.978		52.627		29.130			2:11.735	
3	48.514		<u>51.710</u>		29.315			2:09.539		8	48.564		51.867		29.494			2:09.925	
4	50.334		51.824		29.499			2:11.657		9	49.139		52.373		29.083			2:10.595	
5	48.586		52.230		29.239			2:10.055		10	48.267		52.247		<u>29.020</u>			2:09.534	

550 Yves Timmermans										Mercedes-Benz SLK									
lap	Sect-1	Speed	Sect-2	Speed	Sect-3	Speed	TopSpeed	laptime	pit	lap	Sect-1	Speed	Sect-2	Speed	Sect-3	Speed	Topspeed	laptime	pit
1	52.906		51.467		29.582			2:13.955		6	48.874		<u>50.692</u>		28.720			2:08.286	
2	48.837		52.443		<u>28.342</u>			2:09.622		7	48.560		1:03.122		29.597			2:21.279	
3	48.608		51.308		28.611			2:08.527		8	48.077		50.862		29.258			2:08.197	
4	48.044		51.028		29.009			2:08.081		9	48.330		50.977		29.126			2:08.433	
5	48.042		50.818		29.175			<u>2:08.035</u>		10	<u>47.957</u>		51.775		29.886			2:09.618	



ZomeravondCompetitie Auto's - 2025-03-31
DNRT

SLK Cup / Volvo 360 Cup
Ronden- en Sectortijden - 1e Race

31 maart 2025
Assen - 4555mtr.

555 Mike Rokven										Mercedes-Benz SLK									
lap	Sect-1	Speed	Sect-2	Speed	Sect-3	Speed	TopSpeed	laptime	pit	lap	Sect-1	Speed	Sect-2	Speed	Sect-3	Speed	Topspeed	laptime	pit
1	52.211		51.228		<u>28.223</u>			2:11.662		6	47.370		50.420		28.268			2:06.058	
2	47.401		50.260		28.334			2:05.995		7	47.481		50.483		28.620			2:06.584	
3	47.147		50.600		28.418			2:06.165		8	47.287		50.664		28.916			2:06.867	
4	<u>47.121</u>		50.316		28.380			<u>2:05.817</u>		9	47.350		50.696		28.552			2:06.598	
5	47.421		<u>50.147</u>		28.297			2:05.865		10	47.310		50.689		28.432			2:06.431	


556 Nando Smits										Mercedes-Benz SLK									
lap	Sect-1	Speed	Sect-2	Speed	Sect-3	Speed	TopSpeed	laptime	pit	lap	Sect-1	Speed	Sect-2	Speed	Sect-3	Speed	Topspeed	laptime	pit
1	53.248		51.715		29.046			2:14.009		6	47.489		50.373		28.540			2:06.402	
2	47.126		50.735		28.565			2:06.426		7	47.186		<u>50.177</u>		29.976			2:07.339	
3	47.005		50.730		<u>28.312</u>			2:06.047		8	47.282		50.404		28.709			2:06.395	
4	<u>46.842</u>		50.426		28.369			<u>2:05.637</u>		9	47.412		50.658		29.115			2:07.185	
5	46.980		50.487		28.608			2:06.075		10	47.707		52.673		28.852			2:09.232	

557 Tim Voeten										Mercedes-Benz SLK									
lap	Sect-1	Speed	Sect-2	Speed	Sect-3	Speed	TopSpeed	laptime	pit	lap	Sect-1	Speed	Sect-2	Speed	Sect-3	Speed	Topspeed	laptime	pit
1	53.104		51.309		29.318			2:13.731		6	<u>47.195</u>		50.668		28.812			2:06.675	
2	48.498		50.589		28.491			2:07.578		7	47.849		50.707		29.117			2:07.673	
3	47.310		50.604		<u>28.462</u>			2:06.376		8	47.443		50.583		28.691			2:06.717	
4	47.415		50.440		28.732			2:06.587		9	47.709		50.269		28.557			2:06.535	
5	47.486		50.532		28.552			2:06.570		10	47.484		<u>50.206</u>		28.501			<u>2:06.191</u>	

573 Jeroen Goudriaan										Mercedes-Benz SLK									
lap	Sect-1	Speed	Sect-2	Speed	Sect-3	Speed	TopSpeed	laptime	pit	lap	Sect-1	Speed	Sect-2	Speed	Sect-3	Speed	Topspeed	laptime	pit
1	52.384		51.682		29.644			2:13.710		6	47.668		<u>50.320</u>		28.538			2:06.526	
2	47.979		50.825		28.360			2:07.164		7	47.354		50.712		29.564			2:07.630	
3	1:08.915		55.531		34.540			2:38.986		8	47.398		50.629		<u>28.344</u>			<u>2:06.371</u>	
4	48.232		51.215		28.613			2:08.060		9	48.265		50.787		29.230			2:08.282	
5	<u>47.324</u>		50.582		28.587			2:06.493		10	48.422		50.567		29.455			2:08.444	

577 Martijn te Nuijl										Mercedes-Benz SLK									
lap	Sect-1	Speed	Sect-2	Speed	Sect-3	Speed	TopSpeed	laptime	pit	lap	Sect-1	Speed	Sect-2	Speed	Sect-3	Speed	Topspeed	laptime	pit
1	53.610		53.211		29.460			2:16.281		6	49.382		53.152		29.244			2:11.778	
2	<u>48.114</u>		51.967		29.293			2:09.374		7	50.331		52.393		29.269			2:11.993	
3	49.015		52.738		29.533			2:11.286		8	48.580		51.690		29.856			2:10.126	
4	48.693		<u>51.525</u>		29.587			2:09.805		9	48.748		51.525		29.470			2:09.743	
5	49.036		51.751		29.146			2:09.933		10	48.636		51.551		<u>28.894</u>			<u>2:09.081</u>	

582 Mees Muller										Mercedes-Benz SLK									
lap	Sect-1	Speed	Sect-2	Speed	Sect-3	Speed	TopSpeed	laptime	pit	lap	Sect-1	Speed	Sect-2	Speed	Sect-3	Speed	Topspeed	laptime	pit
1	51.972		51.298		29.236			2:12.506		6	47.562		50.331		28.456			2:06.349	
2	47.650		50.245		28.433			2:06.328		7	47.390		<u>50.023</u>		29.378			2:06.791	
3	47.336		50.366		28.439			2:06.141		8	47.911		50.365		28.743			2:07.019	
4	<u>47.105</u>		50.185		<u>28.338</u>			<u>2:05.628</u>		9	47.800		50.215		29.123			2:07.138	
5	47.150		50.244		28.469			2:05.863		10	54.537		50.205		28.424			2:13.166	



ZomeravondCompetitie Auto's - 2025-03-31
DNRT

SLK Cup / Volvo 360 Cup
Ronden- en Sectortijden - 1e Race

31 maart 2025
Assen - 4555mtr.

592		Ad Bouman							Mercedes-Benz SLK										
lap	Sect-1	Speed	Sect-2	Speed	Sect-3	Speed	TopSpeed	laptime	pit	lap	Sect-1	Speed	Sect-2	Speed	Sect-3	Speed	Topspeed	laptime	pit
1	51.401		51.817		28.785			2:12.003		6	47.484		51.045		28.783			2:07.312	
2	47.734		50.498		28.395			2:06.627		7	47.658		51.520		29.137			2:08.315	
3	47.200		50.886		<u>28.200</u>			2:06.286		8	47.438		<u>50.416</u>		28.853			2:06.707	
4	<u>47.036</u>		50.481		28.285			<u>2:05.802</u>		9	47.742		50.554		28.390			2:06.686	
5	47.404		51.207		28.515			2:07.126		10	47.449		51.154		28.705			2:07.308	

595		Sander Borgsteijn							Mercedes-Benz SLK										
lap	Sect-1	Speed	Sect-2	Speed	Sect-3	Speed	TopSpeed	laptime	pit	lap	Sect-1	Speed	Sect-2	Speed	Sect-3	Speed	Topspeed	laptime	pit
1	52.850		51.495		29.623			2:13.968		6	47.110		50.433		28.737			2:06.280	
2	47.818		51.001		<u>28.477</u>			2:07.296		7	47.300		50.262		28.743			2:06.305	
3	48.948		51.161		28.824			2:08.933		8	<u>47.043</u>		50.304		28.619			<u>2:05.966</u>	
4	47.409		51.045		28.932			2:07.386		9	47.256		<u>50.200</u>		28.771			2:06.227	
5	47.245		50.507		28.761			2:06.513		10	47.360		50.368		28.577			2:06.305	