

Portimao Private Moto3 and Moto2 Test

Test Day

10 - 13 February 2025

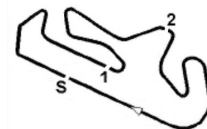
Laps and Sector Times - Portimao Private Moto3™ - 11-C

Autodromo Internacional Algarve - 4592mtr.

6 Ryusei Yamanaka										KTM									
lap	Sect-1	Speed	Sect-2	Speed	Sect-3	Speed	TopSpeed	laptime	pit	lap	Sect-1	Speed	Sect-2	Speed	Sect-3	Speed	Topspeed	laptime	pit
1	Pit Out	82.7	37.801	86.5	51.503			2:13.113		19	39.943	91.4	34.851	106.0	46.205		233.3	2:00.999	
2	43.679	86.2	35.927	103.2	47.558		237.9	2:07.164		20	40.074	92.2	<u>34.386</u>	107.7	46.174		233.8	2:00.634	
3	40.823	92.0	35.972	101.0	47.927		<u>238.4</u>	2:04.722		21	39.620	97.2	34.668	106.5	46.016		233.3	2:00.304	
4	40.870	91.0	35.695	102.4	47.673		234.8	2:04.238		22	<u>39.489</u>	98.5	34.688	104.8	45.895		234.3	<u>2:00.072</u>	
5	40.401	92.5	35.877	99.2	46.824		234.8	2:03.102		23	39.557	98.7	34.681	<u>109.6</u>	46.498		232.8	2:00.736	
6	40.733	87.9	35.715	100.5	47.145		237.4	2:03.593		24	44.713	92.1	40.274	92.0	Pit In		232.8	2:23.197	
7	40.953	90.6	36.321	102.0	47.479		235.8	2:04.753		25	Pit Out	96.0	35.928	103.3	46.672			31:08.589	
8	40.751	91.1	35.648	104.4	46.564		233.3	2:02.963		26	40.140	95.2	34.973	107.6	46.552		231.3	2:01.665	
9	41.249	93.9	38.373	95.0	Pit In		235.3	<u>2:21.257</u>		27	39.983	93.2	34.662	107.5	46.439		231.3	2:01.084	
10	Pit Out	88.9	38.887	100.2	48.516			18:20.023		28	39.996	95.7	34.862	103.3	46.905		232.8	2:01.763	
11	40.868	91.1	36.177	102.4	46.747		234.8	2:03.792		29	40.062	92.6	34.751	105.3	46.401		228.3	2:01.214	
12	40.126	94.4	35.051	105.6	46.219		234.3	2:01.396		30	40.053	91.5	34.630	105.5	46.700		229.8	2:01.383	
13	39.925	91.5	34.663	101.9	46.114		235.3	2:00.702		31	39.770	<u>101.8</u>	35.969	105.4	46.589		228.3	2:02.328	
14	39.578	97.7	35.069	107.0	<u>45.791</u>		236.3	2:00.438		32	40.119	97.0	38.563	105.2	46.899		227.4	2:05.581	
15	50:02.892	89.0	36.851	100.2	47.964		235.8	1:51:27.707		33	39.954	96.0	34.880	102.7	46.882		229.3	2:01.716	
16	40.599	90.7	35.385	103.2	46.876		231.3	2:02.860		34	39.946	96.3	35.003	107.5	46.466		231.3	2:01.415	
17	40.147	93.7	34.900	107.7	46.310		230.8	2:01.357		35	44.558	90.1	39.942	98.5	Pit In		230.8	2:23.081	
18	39.946	96.9	38.438	99.2	46.506		233.8	2:04.890		36									

10 Nicola Carraro										Honda									
lap	Sect-1	Speed	Sect-2	Speed	Sect-3	Speed	TopSpeed	laptime	pit	lap	Sect-1	Speed	Sect-2	Speed	Sect-3	Speed	Topspeed	laptime	pit
1	Pit Out	68.1	42.294	89.0	53.590			2:25.094		20	40.294	<u>93.3</u>	34.913	105.6	46.823		233.3	2:02.030	
2	47.855	76.9	39.785	90.5	51.708		226.9	2:19.348		21	48.127	81.1	40.213	94.3	Pit In		233.8	2:33.133	
3	45.675	77.8	38.755	92.5	50.396		230.3	2:14.826		22	Pit Out	81.6	37.946	97.1	49.186			34:13.809	
4	43.398	80.8	38.098	93.8	49.474		229.8	2:10.970		23	41.538	89.9	36.379	100.6	47.855		229.8	2:05.772	
5	42.710	82.4	36.998	96.3	48.464		231.8	2:08.172		24	40.869	90.1	35.557	101.8	47.357		229.3	2:03.783	
6	41.657	86.6	36.340	97.6	48.132		233.8	2:06.129		25	40.697	88.5	35.061	<u>106.6</u>	47.242		229.8	2:03.000	
7	41.210	87.6	35.843	99.0	49.416		232.8	2:06.469		26	40.889	89.7	35.683	100.9	48.302		231.3	2:04.874	
8	41.393	86.3	36.148	95.8	47.368		232.8	2:04.909		27	40.542	92.1	35.081	104.4	47.096		228.8	2:02.719	
9	40.483	90.6	35.624	101.2	47.497		230.8	2:03.604		28	<u>40.255</u>	90.1	35.009	104.3	46.966		229.8	2:02.230	
10	46.285	85.1	37.696	95.8	Pit In		231.3	<u>2:28.192</u>		29	40.271	92.7	35.007	105.4	<u>46.737</u>		230.8	<u>2:02.015</u>	
11	Pit Out	72.9	39.061	96.9	50.145			22:53.344		30	40.420	87.4	35.031	104.5	47.518		230.3	2:02.969	
12	42.314	84.0	36.878	100.6	48.612		233.3	2:07.804		31	43:30.435	81.7	37.561	98.3	49.548		226.9	44:57.544	
13	41.881	86.7	36.043	101.9	47.946		233.8	2:05.870		32	41.334	90.5	35.944	100.8	50.081		225.0	2:07.359	
14	41.620	86.5	35.908	101.5	47.726		<u>234.8</u>	2:05.254		33	41.061	87.5	35.636	102.7	48.153		225.9	2:04.850	
15	41.875	85.3	36.134	101.9	48.203		230.3	2:06.212		34	40.938	89.9	35.169	103.1	47.317		225.5	2:03.424	
16	43.200	85.6	35.982	100.7	47.892		232.3	2:07.074		35	40.651	89.7	35.425	105.5	47.565		227.4	2:03.641	
17	40.785	88.7	35.014	105.3	47.216		232.8	2:03.015		36	40.664	89.5	35.012	106.2	47.168		227.8	2:02.844	
18	40.606	89.9	35.184	103.7	46.860		233.3	2:02.650		37	40.381	89.6	<u>34.832</u>	105.1	47.002		226.9	2:02.215	
19	40.620	92.9	35.055	104.9	47.082		233.3	2:02.757		38									

28 Maximo Quiles										KTM									
lap	Sect-1	Speed	Sect-2	Speed	Sect-3	Speed	TopSpeed	laptime	pit	lap	Sect-1	Speed	Sect-2	Speed	Sect-3	Speed	Topspeed	laptime	pit
1	Pit Out	79.4	39.526	91.4	50.922			2:19.165		8	40.350	91.2	34.745	101.4	46.019		235.8	2:01.114	
2	43.873	84.1	37.946	96.3	48.407		234.8	2:10.226		9	39.726	93.6	<u>34.314</u>	<u>106.6</u>	46.129		<u>236.3</u>	<u>2:00.169</u>	
3	42.413	86.7	36.400	95.8	47.859		235.8	2:06.672		10	27:17.387	82.1	36.568	96.2	Pit In		<u>236.3</u>	1:28:57.027	
4	41.340	90.2	35.610	97.1	46.919		<u>236.3</u>	2:03.869		11	Pit Out	87.9	35.875	94.7	47.453			9:25.402	
5	40.583	90.0	35.053	101.6	46.311		<u>236.3</u>	2:01.947		12	40.983	92.7	36.610	97.8	47.444		234.3	2:05.037	
6	40.137	91.0	34.968	100.5	<u>45.821</u>		234.8	2:00.926		13	40.664	90.3	34.893	98.0	46.718		233.3	2:02.275	



Portimao Private Moto3 and Moto2 Test

Test Day

10 - 13 February 2025

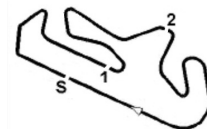
Laps and Sector Times - Portimao Private Moto3™ - 11-C

Autodromo Internacional Algarve - 4592mtr.

7	39.972	94.3	38.916	103.1	46.695	234.8	2:05.583	14				
---	--------	------	--------	-------	--------	-------	----------	----	--	--	--	--

55		Noah Dettwiler									KTM								
lap	Sect-1	Speed	Sect-2	Speed	Sect-3	Speed	TopSpeed	laptime	pit	lap	Sect-1	Speed	Sect-2	Speed	Sect-3	Speed	Topspeed	laptime	pit
1	Pit Out	82.3	39.342	89.3	51.491			2:13.669		21	23:41.062	93.0	35.781	104.0	47.323		230.3	25:04.166	
2		42.776	37.782	96.9	49.749		230.3	2:10.307		22		40.445	35.213	106.0	46.460		229.8	2:02.118	
3		42.810	36.608	97.6	48.506		203.0	2:07.924		23	1:05.579	73.6	43.344	89.7	Pit In		228.3	2:58.460	
4		41.363	36.586	94.7	48.584		229.3	2:06.533		24	Pit Out	80.1	37.284	101.6	48.489			32:58.503	
5		41.528	36.533	96.1	48.135		228.8	2:06.196		25		41.791	35.477	104.3	47.222		220.9	2:04.490	
6		41.245	35.896	100.5	48.225		226.9	2:05.366		26		40.922	35.052	105.5	46.861		222.2	2:02.835	
7		44.397	37.796	98.4	Pit In		228.8	2:29.708		27		40.530	34.965	107.1	46.948		222.2	2:02.443	
8	Pit Out	91.0	36.965	99.2	49.616			9:09.876		28		40.350	34.737	104.1	Pit In		221.8	2:20.555	
9		41.855	36.137	100.9	48.412		229.8	2:06.404		29	Pit Out	89.4	35.880	104.3	47.296			15:21.364	
10		41.085	35.821	102.9	47.800		229.3	2:04.706		30		43.387	35.042	104.2	46.721		222.7	2:05.150	
11		40.889	35.754	104.3	47.752		230.8	2:04.395		31		40.268	34.869	101.0	47.003		223.6	2:02.140	
12		40.742	35.478	105.5	47.333		231.3	2:03.553		32		40.313	34.797	106.8	46.558		222.2	2:01.668	
13		40.632	35.490	104.2	46.911		226.9	2:03.033		33		40.313	34.646	106.3	46.411		224.5	2:01.370	
14		40.430	35.423	104.7	46.624		228.8	2:02.477		34		40.221	34.600	<u>107.7</u>	46.184		225.9	2:01.005	
15		39.974	<u>95.1</u>	35.419	105.5	46.377	229.3	2:01.770		35		40.109	34.291	106.8	45.806		224.1	2:00.206	
16		40.084	34.860	106.0	46.392		230.3	2:01.336		36		39.952	34.343	102.8	45.931		225.0	2:00.226	
17		40.163	34.726	106.6	46.255		230.8	2:01.144		37	<u>39.828</u>	94.0	34.144	106.0	46.043		225.9	2:00.015	
18		40.066	34.622	103.6	46.049		230.8	2:00.737		38		39.834	<u>34.127</u>	107.5	<u>45.735</u>		225.5	<u>1:59.696</u>	
19		40.530	34.562	102.9	Pit In		<u>232.8</u>	2:19.299		39		41.613	35.542	102.9	Pit In		225.5	2:23.267	
20	Pit Out	87.9	34.983	105.0	47.334			12:34.725		40									

58		Luca Lunetta									Honda								
lap	Sect-1	Speed	Sect-2	Speed	Sect-3	Speed	TopSpeed	laptime	pit	lap	Sect-1	Speed	Sect-2	Speed	Sect-3	Speed	Topspeed	laptime	pit
1	Pit Out	79.5	40.569	87.9	52.229			2:20.662		25	12:22.948	76.9	39.600	86.5	50.638		231.3	13:53.186	
2		44.277	38.181	95.3	49.914		231.3	2:12.372		26		42.361	36.945	94.2	48.443		227.8	2:07.749	
3		42.501	37.244	97.2	49.078		228.3	2:08.823		27		41.708	36.372	95.5	47.858		229.3	2:05.938	
4		42.403	36.711	97.6	48.728		233.3	2:07.842		28		41.031	36.112	98.0	47.334		229.8	2:04.477	
5		51.775	37.178	93.5	49.768		233.8	2:18.721		29		40.940	35.712	100.8	47.437		228.3	2:04.089	
6		42.302	36.849	93.3	49.160		234.3	2:08.311		30		40.625	35.440	99.7	46.471		227.8	2:02.536	
7		41.517	36.146	93.4	49.477		233.8	2:07.140		31		39.884	<u>113.4</u>	44.585	97.8	48.294	227.4	2:12.763	
8		42.454	36.976	93.7	49.478		234.3	2:08.908		32		41.108	35.450	100.4	46.856		227.4	2:03.414	
9	22:05.451	67.7	41.386	82.2	52.534		<u>234.8</u>	23:39.371		33		40.518	35.413	<u>102.6</u>	46.619		228.8	2:02.550	
10		44.044	37.871	88.9	50.054		225.0	2:11.969		34		40.648	34.885	98.5	46.589		224.1	2:02.122	
11		42.523	37.579	90.5	49.117		230.8	2:09.219		35		40.535	34.939	97.8	46.224		225.5	2:01.698	
12		46.309	37.327	93.2	49.722		231.3	2:13.358		36		45.870	39.118	93.3	Pit In		225.9	2:33.067	
13		42.758	37.162	94.7	49.005		229.8	2:08.925		37	Pit Out	81.6	37.540	90.8	48.181			30:35.718	
14		41.811	36.942	96.9	48.407		228.8	2:07.160		38		41.386	35.664	96.9	47.063		226.4	2:04.113	
15		41.533	36.146	97.5	48.368		230.8	2:06.047		39		40.701	35.488	96.0	46.478		226.9	2:02.667	
16		41.416	36.366	92.2	48.119		230.3	2:05.901		40		40.586	34.906	100.0	46.305		225.0	2:01.797	
17		41.194	35.889	95.7	47.678		230.3	2:04.761		41		40.094	34.642	100.7	46.048		224.5	2:00.784	
18		43.467	38.200	92.9	47.999		231.8	2:09.666		42		39.968	<u>34.488</u>	99.9	<u>45.709</u>		224.5	<u>2:00.165</u>	
19		41.119	35.488	95.2	47.425		230.3	2:04.032		43		44.464	36.118	100.2	47.467		227.4	2:08.049	
20		40.772	35.433	99.5	46.928		229.8	2:03.133		44	<u>25:04.653</u>	80.9	37.269	92.9	48.123		226.9	26:30.045	
21	27:18.859	74.4	38.395	88.2	49.305		227.8	28:46.559		45		40.806	36.079	93.6	47.106		224.1	2:03.991	
22		41.853	37.022	91.5	48.653		228.8	2:07.528		46		40.572	35.701	97.5	46.808		225.5	2:03.081	
23		41.589	36.009	95.5	48.051		232.8	2:05.649		47		40.396	34.831	98.9	46.354		224.1	2:01.581	



Portimao Private Moto3 and Moto2 Test

Test Day

10 - 13 February 2025

Laps and Sector Times - Portimao Private Moto3™ - 11-C

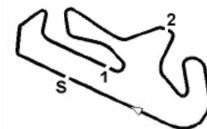
Autodromo Internacional Algarve - 4592mtr.

24	41.243	82.9	35.970	96.9	47.639	233.3	2:04.852	48											
----	--------	------	--------	------	--------	-------	----------	----	--	--	--	--	--	--	--	--	--	--	--

64 David Muñoz										KTM										
lap	Sect-1	Speed	Sect-2	Speed	Sect-3	Speed	TopSpeed	laptime	pit	lap	Sect-1	Speed	Sect-2	Speed	Sect-3	Speed	Topspeed	laptime	pit	
1	Pit Out	79.3	36.445	99.7	47.514			2:03.843		4	40.885	89.8	<u>35.432</u>	<u>105.0</u>	46.962			231.8	2:03.279	
2	33:20.541	77.4	38.800	93.8	49.856		<u>234.8</u>	34:49.197		5	<u>40.036</u>	97.2	35.950	103.6	<u>46.737</u>			233.3	<u>2:02.723</u>	
3	41.477	<u>99.9</u>	43.714	100.1	48.329		232.8	2:13.520		6										

71 Dennis Foggia										KTM									
lap	Sect-1	Speed	Sect-2	Speed	Sect-3	Speed	TopSpeed	laptime	pit	lap	Sect-1	Speed	Sect-2	Speed	Sect-3	Speed	Topspeed	laptime	pit
1	Pit Out	77.1	40.610	89.6	53.291			2:18.299		23	41.216	90.8	36.273	100.3	47.694		232.3	2:05.183	
2	47.418	78.7	39.317	93.5	51.870		232.3	2:18.605		24	41.068	93.3	36.280	100.2	47.406		231.8	2:04.754	
3	44.473	81.6	38.408	94.7	50.965		230.8	2:13.846		25	40.948	94.7	36.440	103.5	48.072		233.3	2:05.460	
4	43.873	85.2	38.166	94.1	50.156		229.3	2:12.195		26	40.999	90.8	35.951	100.0	47.684		233.3	2:04.634	
5	42.949	85.3	37.348	96.9	49.869		230.8	2:10.166		27	45.144	92.2	37.137	103.8	Pit In		230.3	2:18.040	
6	42.535	87.2	37.094	98.7	49.428		234.8	2:09.057		28	Pit Out	89.8	37.412	100.7	48.906			28:33.732	
7	42.367	84.6	36.969	99.4	49.073		235.3	2:08.409		29	41.835	92.9	36.268	102.8	48.261		222.7	2:06.364	
8	42.165	86.5	36.768	100.2	48.769		234.3	2:07.702		30	41.671	90.8	36.303	101.9	47.909		226.4	2:05.883	
9	42.030	86.1	36.514	100.5	48.555		234.8	2:07.099		31	41.306	92.2	35.835	103.8	47.977		225.0	2:05.118	
10	41.877	88.3	36.522	99.8	48.424		233.8	2:06.823		32	41.324	90.8	39.009	96.2	52.653		229.3	2:12.986	
11	41.718	89.1	36.451	100.5	48.421		235.8	2:06.590		33	41.139	91.8	35.926	103.7	Pit In		227.8	2:14.720	
12	41.370	88.2	36.305	98.1	48.097		<u>236.8</u>	2:05.772		34	Pit Out	88.0	37.213	99.6	48.991			36:07.586	
13	40.972	95.3	36.660	96.7	Pit In		<u>236.8</u>	2:14.944		35	41.759	92.2	36.750	99.6	47.886		227.4	2:06.395	
14	Pit Out	86.7	38.292	97.6	49.900			26:31.480		36	41.483	88.5	36.264	102.7	47.680		228.8	2:05.427	
15	42.617	84.7	37.588	99.0	49.109		229.8	2:09.314		37	40.908	<u>96.2</u>	36.174	<u>104.9</u>	47.643		228.8	2:04.725	
16	42.304	90.7	37.343	99.4	48.972		230.3	2:08.619		38	40.858	91.6	36.004	102.8	47.269		225.5	2:04.131	
17	47.550	84.0	43.962	97.9	Pit In		231.3	<u>2:28.965</u>		39	40.643	95.0	37.158	101.3	48.351		224.1	2:06.152	
18	Pit Out	89.4	39.876	98.0	49.544			31:49.202		40	40.830	92.6	35.902	104.7	47.301		224.5	2:04.033	
19	42.430	86.1	36.775	102.3	48.674		230.3	2:07.879		41	41.209	89.9	35.996	103.4	47.121		224.1	2:04.326	
20	41.760	90.5	36.486	101.9	48.234		234.3	2:06.480		42	40.771	91.8	35.274	103.5	46.974		225.0	2:03.019	
21	41.426	88.2	36.174	101.4	48.020		231.8	2:05.620		43	<u>40.370</u>	92.6	<u>35.140</u>	103.2	<u>46.770</u>		227.4	<u>2:02.280</u>	
22	41.113	91.8	36.169	101.2	47.886		232.3	2:05.168		44	40.443	95.7	41.953	100.8	Pit In		226.9	2:29.723	

73 Valentin Perrone										KTM									
lap	Sect-1	Speed	Sect-2	Speed	Sect-3	Speed	TopSpeed	laptime	pit	lap	Sect-1	Speed	Sect-2	Speed	Sect-3	Speed	Topspeed	laptime	pit
1	Pit Out	70.3	41.104	90.8	53.323			2:27.490		21	42.473	80.6	37.136	94.7	48.881		232.8	2:08.490	
2	43.944	76.6	38.699	92.2	50.823		234.3	2:13.466		22	41.681	85.6	36.579	95.7	48.744		232.3	2:07.004	
3	42.999	81.1	37.739	94.2	49.812		236.8	2:10.550		23	41.804	87.9	36.741	95.7	48.437		231.8	2:06.982	
4	42.109	87.2	38.755	96.1	49.475		235.3	2:10.339		24	41.435	89.1	36.337	93.5	48.762		231.3	2:06.534	
5	42.148	81.1	37.235	93.5	49.139		235.8	2:08.522		25	41.830	84.8	36.483	96.5	48.688		231.8	2:07.001	
6	41.735	82.3	36.995	95.4	49.233		234.8	2:07.963		26	41.815	87.8	36.427	96.8	48.442		231.8	2:06.684	
7	41.977	82.2	36.549	95.6	48.873		233.8	2:07.399		27	42.145	89.3	36.217	97.9	48.340		231.3	2:06.702	
8	41.676	83.2	36.244	95.7	48.539		235.8	2:06.459		28	41.688	87.0	35.937	97.7	48.260		230.8	2:05.885	
9	41.602	83.6	35.869	95.1	48.398		236.3	2:05.869		29	41.406	<u>91.8</u>	36.920	95.6	48.028		231.3	2:06.354	
10	41.033	86.3	36.296	96.4	48.245		236.3	2:05.574		30	41.109	87.4	35.610	98.4	47.786		231.3	2:04.505	
11	41.096	87.6	35.985	98.6	48.153		236.3	2:05.234		31	41.305	87.0	35.988	97.1	48.071		232.3	2:05.364	
12	40.850	86.7	<u>35.377</u>	99.4	47.792		237.4	2:04.019		32	45.300	86.3	35.762	<u>100.7</u>	47.893		232.8	2:08.955	
13	40.867	87.4	35.703	96.9	<u>47.404</u>		236.3	<u>2:03.974</u>		33	41.116	88.3	35.715	99.1	47.826		233.8	2:04.657	
14	41.066	86.2	35.661	97.3	47.746		236.8	2:04.473		34	41.315	86.5	35.747	98.5	48.000		233.3	2:05.062	
15	41.711	86.7	35.665	96.5	47.496		236.8	2:04.872		35	41.055	87.3	36.117	99.4	Pit In		235.3	2:23.764	
16	<u>40.773</u>	90.0	35.584	95.6	47.680		238.4	2:04.037		36	Pit Out	80.4	38.687	94.8	49.938			24:36.191	



Portimao Private Moto3 and Moto2 Test

Test Day

10 - 13 February 2025

Laps and Sector Times - Portimao Private Moto3™ - 11-C

Autodromo Internacional Algarve - 4592mtr.

17	41.907	84.8	36.097	97.1	47.888	<u>238.9</u>	2:05.892	37	42.411	81.4	37.444	95.2	49.690	229.3	2:09.545
18	40.896	91.4	43.499	95.1	Pit In	237.9	2:31.395	38	42.791	80.2	37.662	94.6	49.838	226.9	2:10.291
19	Pit Out	78.6	37.548	90.9	49.306		24:52.930	39	42.400	85.4	38.224	95.3	Pit In	226.9	2:29.382
20	43.122	82.2	37.637	93.2	49.878	231.8	2:10.637	40							

78 Joel Esteban										KTM									
lap	Sect-1	Speed	Sect-2	Speed	Sect-3	Speed	TopSpeed	laptime	pit	lap	Sect-1	Speed	Sect-2	Speed	Sect-3	Speed	Topspeed	laptime	pit
1	Pit Out	79.1	40.341	90.8	51.750			2:22.590		12	45.279	89.0	35.847	100.6	47.110		235.3	2:08.236	
2	44.094	86.8	37.749	97.6	49.965		225.9	2:11.808		13	40.262	86.5	35.885	105.6	Pit In		234.8	2:15.807	
3	42.713	88.3	37.249	99.6	48.738		232.8	2:08.700		14	Pit Out	82.6	38.018	96.7	48.571			19:20.170	
4	41.961	86.7	36.604	100.7	47.988		<u>235.8</u>	2:06.553		15	42.471	85.6	37.137	97.8	48.582		232.8	2:08.190	
5	41.147	89.7	35.887	100.9	47.580		234.8	2:04.614		16	45.117	88.5	36.296	100.7	47.870		233.3	2:09.283	
6	40.902	91.1	35.521	102.0	47.642		234.8	2:04.065		17	41.765	90.0	35.844	102.2	47.228		233.3	2:04.837	
7	42.208	86.9	37.577	94.5	Pit In		235.3	2:25.001		18	41.432	90.6	35.277	102.3	47.158		233.8	2:03.867	
8	Pit Out	88.7	35.724	100.6	47.149			12:53.897		19	40.660	91.3	35.130	103.1	46.877		233.3	2:02.667	
9	40.433	91.3	34.886	103.7	46.524		235.3	2:01.843		20	40.813	89.7	34.968	105.4	46.451		233.8	2:02.232	
10	<u>40.016</u>	94.0	<u>34.792</u>	104.3	<u>46.316</u>		235.3	<u>2:01.124</u>		21	40.636	<u>96.3</u>	41.990	98.7	Pit In		234.3	2:23.463	
11	41.122	94.3	34.952	102.9	46.326		234.3	2:02.400		22	Pit Out	93.1	36.403	<u>106.2</u>	47.409			18:27.621	

82 Stefano Nepa										Honda									
lap	Sect-1	Speed	Sect-2	Speed	Sect-3	Speed	TopSpeed	laptime	pit	lap	Sect-1	Speed	Sect-2	Speed	Sect-3	Speed	Topspeed	laptime	pit
1	Pit Out	79.4	38.884	91.5	49.242			2:10.155		20	40.564	90.2	35.049	97.6	46.082		230.3	2:01.695	
2	41.916	85.8	35.598	98.2	47.162		231.3	2:04.676		21	40.477	88.9	34.662	98.5	<u>45.682</u>		230.8	<u>2:00.821</u>	
3	48.121	85.4	35.629	97.5	47.404		232.8	2:11.154		22	40.500	<u>90.5</u>	<u>34.527</u>	98.6	Pit In		229.8	2:13.472	
4	40.999	87.3	35.263	99.0	46.634		231.8	2:02.896		23	Pit Out	78.8	39.057	90.9	48.762			39:10.796	
5	40.775	87.9	35.037	99.2	46.168		232.8	2:01.980		24	41.831	83.8	36.284	95.1	47.310		225.9	2:05.425	
6	40.575	88.6	36.218	97.2	46.858		<u>233.8</u>	2:03.651		25	41.229	86.9	35.424	97.6	46.312		227.4	2:02.965	
7	40.584	88.5	34.945	98.1	46.086		233.3	2:01.615		26	41.025	86.7	35.260	99.4	46.431		228.8	2:02.716	
8	43.184	84.6	37.070	95.0	Pit In		231.8	2:16.681		27	40.755	88.4	34.952	100.0	46.452		230.3	2:02.159	
9	Pit Out	80.8	38.408	89.6	49.423			32:19.394		28	<u>40.448</u>	89.3	34.690	100.6	46.441		229.8	2:01.579	
10	42.686	82.8	36.446	92.3	47.728		229.8	2:06.860		29	35:17.881	81.8	42.156	92.7	50.238		229.3	1:36:50.275	
11	41.903	84.2	35.987	96.1	47.178		231.3	2:05.068		30	43.233	79.5	37.013	95.9	47.699		224.5	2:07.945	
12	41.591	87.4	35.491	96.4	46.749		230.3	2:03.831		31	41.700	88.2	36.172	97.7	Pit In		225.9	2:15.336	
13	41.534	86.7	35.508	95.0	46.775		229.3	2:03.817		32	Pit Out	85.4	36.116	96.3	46.830			13:39.485	
14	43.965	83.3	37.715	92.9	Pit In		227.8	2:21.885		33	40.792	88.6	35.333	99.7	46.882		225.5	2:03.007	
15	Pit Out	79.0	38.277	92.1	48.139			24:11.322		34	41.100	87.9	35.149	101.5	47.000		225.0	2:03.249	
16	42.195	83.0	35.798	100.1	46.817		229.8	2:04.810		35	40.924	88.5	35.250	99.4	46.581		224.1	2:02.755	
17	41.192	87.6	35.316	97.2	46.523		229.8	2:03.031		36	40.802	89.0	34.688	<u>102.1</u>	46.807		225.0	2:02.297	
18	41.412	89.4	35.568	98.8	46.371		229.8	2:03.351		37	43.458	84.6	37.036	94.7	Pit In		225.5	2:16.164	
19	40.704	88.5	35.063	100.7	46.092		229.8	2:01.859		38									