

GEDLICH TEST

Test Day

21 - 24 January 2025

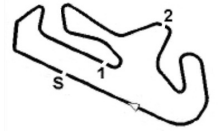
Laps and Sector Times - GEDLICH Racing - Race Test - 2

Autodromo Internacional Algarve - 4652mtr.

1										PAGANI HUAYRA R EVO									
lap	Sect-1	Speed	Sect-2	Speed	Sect-3	Speed	TopSpeed	laptime	pit	lap	Sect-1	Speed	Sect-2	Speed	Sect-3	Speed	Topspeed	laptime	pit
1	Pit Out		41.396	105.6	46.212			2:06.153		16	39.020		38.486	107.7	42.651		227.8	2:00.157	
2	37.861		41.447	105.6	44.209		292.7	2:03.517		17	35.144		37.175	112.1	44.061		299.2	1:56.380	
3	36.496		38.317	109.6	45.497		295.9	2:00.310		18	43.378		41.106	105.0	Pit In		174.8	2:18.213	
4	36.797		39.262	104.0	44.958		299.2	2:01.017		19	Pit Out		38.390	106.9	44.392			37:16.192	
5	36.652		39.035	105.0	44.551		294.3	2:00.238		20	35.779		37.952	107.9	43.830		298.3	1:57.561	
6	36.350		38.067	106.5	44.973		296.7	1:59.390		21	34.942		36.895	110.4	43.330		299.2	1:55.167	
7	36.892		39.142	95.2	44.614		295.9	2:00.648		22	35.801		37.153	112.0	Pit In		300.0	2:06.201	
8	41.175		39.283	100.6	Pit In		201.9	2:12.943		23	Pit Out		37.412	98.8	43.010			16:01.342	
9	Pit Out		44.309	105.0	46.878			30:27.399		24	34.092		36.127	111.9	42.363		300.8	1:52.582	
10	37.710		37.703	106.1	43.826		238.9	1:59.239		25	36.156		36.655	103.2	Pit In			2:06.556	
11	35.978		37.992	115.9	44.854		296.7	1:58.824		26	Pit Out		39.401	106.7	43.526			25:05.523	
12	36.499		38.539	108.4	44.870		298.3	1:59.908		27	33.894		35.315	107.6	42.106		298.3	1:51.315	
13	38.261		45.943	91.4	Pit In		282.7	2:22.553		28	38.116		38.123	109.5	42.720		298.3	1:58.959	
14	Pit Out		41.058	103.4	44.658			39:33.864		29	37.187		40.039	97.8	45.226		299.2	2:02.452	
15	35.647		37.338	105.7	43.712			1:56.697		30	37.057		38.014	111.5	Pit In		294.3	2:06.234	

3										Duqueine D08									
lap	Sect-1	Speed	Sect-2	Speed	Sect-3	Speed	TopSpeed	laptime	pit	lap	Sect-1	Speed	Sect-2	Speed	Sect-3	Speed	Topspeed	laptime	pit
1	Pit Out	131.1	40.102	108.0	44.975			2:07.719		22	40.075		40.448	96.3	46.237		256.5	2:06.760	
2	38.288	147.5	37.582	117.9	42.289		234.3	1:58.159		23	38.599		40.515	96.4	Pit In		258.4	2:13.951	
3	37.071	168.0	37.031	122.4	42.346		253.5	1:56.448		24	Pit Out		39.991	96.0	44.728			7:15.946	
4	38.541	164.6	36.679	121.5	41.675		252.3	1:56.895		25	38.118		39.591	98.8	45.488		256.5	2:03.197	
5	36.510	173.6	36.720	119.3	41.538		257.1	1:54.768		26	38.313		39.466	99.0	45.527		254.1	2:03.306	
6	37.717	160.2	37.530	113.0	Pit In		256.5	2:06.073		27	38.685		44.087	85.0	50.254		241.6	2:13.026	
7	Pit Out	114.6	48.694	81.4	53.592			12:41.121		28	41.053		44.429	82.4	Pit In		250.0	2:33.239	
8	44.033	126.3	44.878	86.7	50.122		190.5	2:19.033		29	Pit Out		42.647	97.7	47.913			16:07.318	
9	41.587		43.411	86.1	48.677		212.2	2:13.675		30	41.161		41.285	95.4	Pit In		218.2	2:17.353	
10	42.689		41.459	95.6	1:15.361		229.3	2:39.509		31	Pit Out		40.151	92.7	46.023			3:41.817	
11	41.977	130.8	42.639	96.8	46.054		222.2	2:10.670		32	38.338		41.014	91.3	46.124		255.9	2:05.476	
12	39.047	149.8	40.768	89.1	46.107		225.5	2:05.922		33	39.041		39.813	99.4	45.754		257.1	2:04.608	
13	39.104	149.0	41.946	91.6	47.284		244.3	2:08.334		34	38.130		40.458	96.3	45.631		257.8	2:04.219	
14	40.271		40.962	84.2	46.393		242.7	2:07.626		35	38.569	173.9	40.656	102.5	46.260		257.1	2:05.485	
15	39.255		40.196	98.8	46.227		225.9	2:05.678		36	38.846		40.281	101.0	45.464		257.8	2:04.591	
16	55.156		43.741	97.4	48.668		235.8	2:27.565		37	38.170	178.5	39.786	98.1	46.345		259.0	2:04.301	
17	40.723		39.856	98.0	45.708		224.5	2:06.287		38	38.964	162.4	39.826	97.4	45.102		257.1	2:03.892	
18	51.736		41.587	94.2	Pit In		248.8	2:33.454		39	39.485		39.282	104.3	45.170		259.0	2:03.937	
19	Pit Out		43.184	87.8	49.389			1:06:30.056		40	38.040		41.227	87.2	45.562		259.6	2:04.829	
20	40.015		41.237	92.8	46.207		248.8	2:07.459		41	38.256		38.853	102.9	44.890		259.0	2:01.999	
21	39.225		40.337	95.7	49.095		255.3	2:08.657		42	38.725		42.537	94.0	Pit In		259.0	2:15.630	

6										Ligier JSP325									
lap	Sect-1	Speed	Sect-2	Speed	Sect-3	Speed	TopSpeed	laptime	pit	lap	Sect-1	Speed	Sect-2	Speed	Sect-3	Speed	Topspeed	laptime	pit
1	Pit Out	159.1	39.454	106.6	43.667			2:01.410		26	38.111		37.915	103.5	Pit In		262.8	2:05.323	
2	37.899		38.233	111.7	42.792		248.8	1:58.924		27	Pit Out		37.704	111.3	44.063			5:36.921	
3	37.675	178.8	37.338	107.8	42.852		254.1	1:57.865		28	39.071		37.753	110.9	42.893		258.4	1:59.717	
4	37.576	180.3	36.876	121.8	43.849		255.3	1:58.301		29	37.094		37.443	118.8	42.768		260.2	1:57.305	
5	37.223		38.129	103.6	42.588		255.9	1:57.940		30	37.487		38.161	112.0	43.299		260.2	1:58.947	
6	37.568		37.290	115.1	43.786		258.4	1:58.644		31	37.000	175.3	37.232	108.1	42.781		260.2	1:57.013	
7	36.944	205.7	38.436	97.6	Pit In		257.1	2:05.171		32	36.614		37.066	112.7	Pit In		260.2	2:02.715	



GEDLICH TEST

Test Day

21 - 24 January 2025

Laps and Sector Times - GEDLICH Racing - Race Test - 2

Autodromo Internacional Algarve - 4652mtr.

8	Pit Out	191.8	37.385	114.6	42.655		12:17.537	33	Pit Out	37.020	113.4	42.348		5:54.486		
9		37.324	38.851	86.4	43.744	259.6	1:59.919	34	37.001	37.002	108.9	41.687	260.9	1:55.690		
10		37.234	186.5	37.215	107.1	42.874	259.6	1:57.323	35	36.707	36.819	122.9	42.417	260.9	1:55.943	
11		39.119		37.152	113.0	43.543	258.4	1:59.814	36	36.913	36.822	113.3	Pit In	260.2	2:02.202	
12		37.589		38.611	104.3	Pit In	258.4	2:10.280	37	Pit Out	165.9	37.359	112.4	41.845	1:00:04.206	
13	Pit Out		37.616	110.4	42.486		7:33.545	38	35.777	184.6	36.111	117.0	41.263	257.1	1:53.151	
14		37.218		37.090	108.1	43.127	261.5	1:57.435	39	36.270	185.9	36.049	115.4	40.908	259.0	1:53.227
15		38.180		38.847	97.8	43.732	251.2	2:00.759	40	35.543		36.628	97.0	Pit In	261.5	2:00.777
16	7:26.373		38.905	104.4	44.699	259.0	8:49.977	41	Pit Out		36.595	116.9	40.874		7:39.271	
17		39.472		39.401	102.1	45.025	257.8	2:03.898	42	35.008		35.631	118.6	40.138	262.1	1:50.777
18		38.293		39.152	109.6	43.624	256.5	2:01.069	43	36.249		37.897	82.6	Pit In	261.5	2:02.963
19		37.953		38.031	111.1	43.126	259.6	1:59.110	44	Pit Out		38.713	109.6	43.786		20:17.162
20		38.387		38.175	107.5	43.862	259.6	2:00.424	45	37.443		35.740	118.3	40.869	254.1	1:54.052
21		37.343		37.634	107.0	43.649	260.9	1:58.626	46	37.329		34.544	124.9	40.365	256.5	1:52.238
22		38.584		38.614	105.8	Pit In	260.2	2:07.001	47	34.574		33.917	127.7	39.287	260.2	1:47.778
23	Pit Out		38.747	113.6	44.448		7:30.953	48	33.986		33.992	130.6	<u>38.999</u>	262.1	<u>1:46.977</u>	
24		37.758		38.069	107.2	42.709	259.0	1:58.536	49	<u>33.245</u>		<u>33.438</u>	<u>132.0</u>	Pit In	<u>264.7</u>	1:52.379
25		37.414		37.570	111.3	43.558	260.2	1:58.542	50							

10										Ligier JSP320									
lap	Sect-1	Speed	Sect-2	Speed	Sect-3	Speed	TopSpeed	laptime	pit	lap	Sect-1	Speed	Sect-2	Speed	Sect-3	Speed	Topspeed	laptime	pit
1	Pit Out	114.9	42.976	88.7	45.605			2:15.204		25	38.928		38.852	93.8	44.567		254.7	2:02.347	
2		38.187		38.291	101.2	43.490	231.8	1:59.968		26	38.313		38.628	103.0	Pit In		255.3	2:12.813	
3		37.590	158.4	40.240	108.5	43.119	248.3	2:00.949		27	Pit Out		40.162	90.1	45.412			5:25.933	
4		37.370		37.911	94.7	43.540	250.6	1:58.821		28	38.186		39.240	96.5	43.853		252.9	2:01.279	
5		37.640	165.9	38.726	97.7	Pit In	251.2	2:10.052		29	39.454		39.731	95.7	44.910		255.3	2:04.095	
6	Pit Out	133.2	44.840	93.2	47.727			6:18.339		30	39.854		39.252	82.7	45.410		220.4	2:04.516	
7		40.478	145.4	40.662	99.5	45.460	242.7	2:06.600		31	39.588		39.659	94.1	Pit In		256.5	2:11.396	
8		38.829	<u>168.5</u>	38.732	103.1	43.814	249.4	2:01.375		32	Pit Out		38.422	99.7	44.262			19:45.705	
9		41.882	153.8	38.608	102.5	44.235	252.9	2:04.725		33	38.166		39.056	95.6	44.026		251.2	2:01.248	
10		38.527		38.594	100.0	43.809	252.9	2:00.930		34	39.960		38.821	96.2	43.887		255.3	2:02.668	
11		38.645		39.097	94.5	44.037	253.5	2:01.779		35	37.769		38.470	103.3	44.539		253.5	2:00.778	
12		38.897	139.2	40.353	98.2	43.616	252.9	2:02.866		36	37.998		38.473	99.9	43.521		252.3	1:59.992	
13		38.614		38.941	93.9	Pit In	253.5	2:09.786		37	37.752		38.814	98.3	43.543		254.7	2:00.109	
14	Pit Out		38.653	103.8	45.163			6:36.789		38	38.376		39.160	93.3	Pit In		255.3	2:10.971	
15		38.640		38.835	97.2	43.690	247.7	2:01.165		39	Pit Out		39.550	95.4	45.154			13:38.504	
16		38.854		39.317	99.2	43.452	255.9	2:01.623		40	37.466		39.772	93.6	45.794		253.5	2:03.032	
17		39.248		40.102	96.3	45.193	257.1	2:04.543		41	37.722		38.181	101.9	43.123		250.0	1:59.026	
18		38.968		38.726	99.9	44.588	251.2	2:02.282		42	39.197		41.771	86.9	44.888		251.2	2:05.856	
19		38.457		39.832	91.3	46.329	255.3	2:04.618		43	37.487		37.963	101.0	43.292		250.0	<u>1:58.742</u>	
20		38.783		39.981	91.1	Pit In	252.9	2:16.722		44	37.207		38.072	95.9	43.909		257.1	1:59.188	
21	Pit Out		40.015	90.5	44.684			10:32.907		45	38.112		38.535	99.4	44.136		256.5	2:00.783	
22		38.489		39.365	92.5	44.892	250.6	2:02.746		46	38.205		38.990	90.2	Pit In		<u>258.4</u>	2:11.811	
23		38.344		40.943	89.9	44.692	252.3	2:03.979		47	Pit Out		37.470	<u>112.7</u>	<u>41.072</u>			1:06:44.645	
24		38.595		39.551	88.9	44.352	255.3	2:02.498		48	<u>36.814</u>		<u>35.769</u>	112.1	Pit In		242.7	2:02.809	

11										Aston Martin Vantage AMR GT3									
lap	Sect-1	Speed	Sect-2	Speed	Sect-3	Speed	TopSpeed	laptime	pit	lap	Sect-1	Speed	Sect-2	Speed	Sect-3	Speed	Topspeed	laptime	pit
1	Pit Out	142.3	43.972	92.6	49.558			2:15.984		23	40.161		40.558	94.7	49.017		259.6	2:09.736	
2		40.948	146.3	41.805	95.4	47.543	247.1	2:10.296		24	39.453		40.009	99.9	48.279		257.8	2:07.741	



GEDLICH TEST

Test Day

21 - 24 January 2025

Laps and Sector Times - GEDLICH Racing - Race Test - 2

Autodromo Internacional Algarve - 4652mtr.

3	39.727	170.6	40.036	103.3	Pit In	255.9	2:13.714	25	39.486	40.321	94.2	47.122	255.9	2:06.929	
4	Pit Out	161.4	40.410	102.6	46.717		8:38.335	26	39.098	39.748	100.3	47.153	254.7	2:05.999	
5	39.729	175.6	39.732	106.3	46.896	257.1	2:06.357	27	40.776	40.988	102.0	47.397	256.5	2:09.161	
6	40.735	174.2	39.606	102.0	45.928	258.4	2:06.269	28	40.560	1:05.754	106.4	Pit In	255.9	2:44.909	
7	38.793	<u>178.8</u>	38.964	106.7	46.566	260.2	2:04.323	29	Pit Out	40.227	101.6	46.828		7:05.343	
8	38.630		38.790	112.6	Pit In	260.2	2:10.776	30	39.218	40.740	96.3	47.049	259.6	2:07.007	
9	Pit Out		42.711	98.5	51.030		5:34.556	31	39.000	40.184	105.5	47.730	257.1	2:06.914	
10	41.950	138.1	43.943	101.0	48.253	242.2	2:14.146	32	38.926	40.077	110.4	46.898	259.0	2:05.901	
11	40.176		42.162	97.0	47.833	256.5	2:10.171	33	38.887	39.748	91.1	47.024	259.0	2:05.659	
12	40.497		42.244	97.4	48.242	258.4	2:10.983	34	41.535	153.4	42.578	95.7	Pit In	256.5	2:21.122
13	39.643		42.128	108.4	49.881	258.4	2:11.652	35	Pit Out	36.385	114.4	42.507		1:33:06.375	
14	39.738		41.540	95.7	48.778	260.2	2:10.056	36	35.263	36.015	102.2	42.971	259.6	1:54.249	
15	39.403		40.507	98.0	47.003	257.1	2:06.913	37	35.210	35.978	110.8	Pit In	262.1	2:01.823	
16	39.452		40.054	91.6	46.381	257.1	2:05.887	38	Pit Out	34.852	117.5	40.990		14:06.842	
17	39.130		40.474	96.1	Pit In	260.2	2:14.714	39	<u>33.039</u>	33.399	119.2	39.439	262.1	<u>1:45.877</u>	
18	Pit Out		42.757	92.9	48.568		9:33.120	40	33.525	<u>33.303</u>	<u>129.0</u>	Pit In	266.0	1:51.953	
19	42.948		44.025	86.3	51.602	254.1	2:18.575	41	Pit Out	33.702	118.6	41.924		3:28.504	
20	40.124		41.401	94.6	49.122	249.4	2:10.647	42	33.178	33.504	117.0	39.405	266.0	1:46.087	
21	39.980		40.428	96.9	47.014	252.9	2:07.422	43	35.235	34.243	115.4	<u>39.159</u>	<u>268.7</u>	1:48.637	
22	39.572		39.993	100.6	46.577	255.9	2:06.142	44	43.890	48.172	97.2	Pit In	238.9	2:25.433	

20										Ligier JSP320									
lap	Sect-1	Speed	Sect-2	Speed	Sect-3	Speed	TopSpeed	laptime	pit	lap	Sect-1	Speed	Sect-2	Speed	Sect-3	Speed	Topspeed	laptime	pit
1	Pit Out	117.5	44.692	87.2	45.734			2:14.459		15	38.000	161.9	37.984	99.7	43.264		<u>259.6</u>	1:59.248	
2	38.841	140.1	40.276	92.9	43.734		241.6	2:02.851		16	37.332	150.0	39.008	97.8	43.206		255.9	1:59.546	
3	37.987	148.8	38.435	95.2	43.005		248.8	1:59.427		17	37.331	168.2	38.532	100.2	43.029		255.9	1:58.892	
4	37.529	154.3	38.125	100.7	43.229		247.7	1:58.883		18	37.505		38.676	97.7	Pit In		255.9	2:07.495	
5	37.191	150.6	37.905	97.0	<u>42.794</u>		251.2	1:57.890		19	Pit Out	145.4	39.801	104.1	43.537			58:19.868	
6	37.817	147.3	38.102	95.1	43.204		252.9	1:59.123		20	<u>36.711</u>		37.978	100.2	43.703		254.7	1:58.392	
7	38.153	133.5	39.065	98.2	Pit In		253.5	2:07.835		21	37.181	166.9	<u>37.595</u>	102.9	42.998		255.9	<u>1:57.774</u>	
8	Pit Out	150.6	38.881	106.5	46.049			13:36.151		22	46.326	156.5	37.895	97.1	45.207		259.0	2:09.428	
9	38.676	164.1	38.145	103.2	44.276		248.8	2:01.097		23	36.970	169.0	38.133	<u>108.1</u>	44.852		257.8	1:59.955	
10	37.599		38.471	100.7	43.621		249.4	1:59.691		24	37.080	<u>177.6</u>	38.048	104.5	44.360		255.9	1:59.488	
11	37.030		37.802	101.9	43.005		251.7	1:57.837		25	38.266		37.996	98.3	45.358		254.7	2:01.620	
12	37.379	167.4	37.891	96.9	46.319		252.3	2:01.589		26	37.389		38.573	97.8	44.898		255.3	2:00.860	
13	38.802	161.4	39.457	106.0	44.229		251.2	2:02.488		27	37.266	171.2	37.977	94.8	43.188		256.5	1:58.431	
14	37.113		37.938	104.0	43.316		252.3	1:58.367		28	37.308		38.521	90.3	Pit In		255.9	2:08.079	

24										Mclaren 720 GT3									
lap	Sect-1	Speed	Sect-2	Speed	Sect-3	Speed	TopSpeed	laptime	pit	lap	Sect-1	Speed	Sect-2	Speed	Sect-3	Speed	Topspeed	laptime	pit
1	Pit Out	135.3	41.538	109.0	48.370			2:12.327		22	40.247		40.189	91.4	46.619		254.1	2:07.055	
2	39.923		40.002	116.9	46.447		252.3	2:06.372		23	39.464		39.962	95.9	46.273		255.3	2:05.699	
3	39.323	164.4	40.154	115.6	46.085		252.9	2:05.562		24	39.711		40.057	102.9	46.024		254.7	2:05.792	
4	38.990	170.3	40.152	105.5	45.801		254.7	2:04.943		25	39.068		40.241	96.1	46.543		256.5	2:05.852	
5	38.906	171.4	39.133	<u>118.3</u>	45.574		254.1	2:03.613		26	39.307		39.911	99.2	47.062		255.9	2:06.280	
6	39.083	172.8	39.533	111.5	Pit In		254.7	2:11.144		27	39.444		40.098	89.0	46.451		241.6	2:05.993	
7	Pit Out		54.226	86.5	54.371			7:56.215		28	39.593		39.768	102.7	47.559		254.7	2:06.920	
8	42.212		48.801	82.1	50.275		239.5	2:21.288		29	38.899	182.4	40.754	96.9	Pit In		<u>257.1</u>	2:17.385	
9	40.512		45.027	90.6	50.258		248.8	2:15.797		30	Pit Out		39.992	101.4	46.877			1:04:35.865	
10	39.945		42.590	100.8	48.708		246.0	2:11.243		31	38.158		39.386	83.5	45.594		254.1	2:03.138	



GEDLICH TEST

Test Day

21 - 24 January 2025

Laps and Sector Times - GEDLICH Racing - Race Test - 2

Autodromo Internacional Algarve - 4652mtr.

11	40.013	41.861	92.9	49.535	251.2	2:11.409	32	37.887	38.799	101.1	44.880	252.9	2:01.566	
12	40.055	42.260	99.4	58.662	251.7	2:20.977	33	37.952	43.858	96.9	46.219	255.9	2:08.029	
13	42.662	43.440	93.0	48.932	228.8	2:15.034	34	37.472	<u>38.708</u>	102.5	45.031	254.7	2:01.211	
14	41.003	41.443	102.8	47.416	226.4	2:09.862	35	39.276	39.865	100.0	46.533	250.6	2:05.674	
15	39.951	40.997	85.8	47.111	254.7	2:08.059	36	38.300	39.484	103.3	45.386	254.1	2:03.170	
16	39.664	42.061	94.8	49.734	253.5	2:11.459	37	37.933	39.189	96.7	46.339	255.9	2:03.461	
17	39.729	41.015	93.9	47.732	254.1	2:08.476	38	37.729	39.200	95.6	45.093	256.5	2:02.022	
18	39:46.781	45.999	96.3	49.459	<u>257.1</u>	41:22.239	39	<u>37.201</u>	39.169	107.6	44.850	255.9	2:01.220	
19	39.758	<u>186.5</u>	40.021	101.3	46.557	252.3	2:06.336	40	37.264	38.817	96.8	<u>44.739</u>	255.9	<u>2:00.820</u>
20	39.878	40.719	101.2	46.647	254.1	2:07.244	41	37.789	40.244	94.2	Pit In	255.3	2:22.148	
21	40.551	40.159	100.7	46.640	229.3	2:07.350	42							

26										Porsche 992 GT3 Cup									
lap	Sect-1	Speed	Sect-2	Speed	Sect-3	Speed	TopSpeed	laptime	pit	lap	Sect-1	Speed	Sect-2	Speed	Sect-3	Speed	Topspeed	laptime	pit
1	Pit Out		41.417	94.4	46.607			2:07.732		24	38.236		38.756	100.3	45.943		259.6	2:02.935	
2	39.808		43.100	98.4	46.593		240.0	2:09.501		25	41.788		41.104	101.4	Pit In		204.2	2:20.258	
3	39.390		40.623	92.6	46.803		250.6	2:06.816		26	Pit Out		40.294	93.3	50.128			36:37.296	
4	40.002		39.914	108.3	Pit In		235.3	2:15.481		27	41.079		43.603	97.4	46.824		251.2	2:11.506	
5	Pit Out		40.012	108.3	47.097			4:19.266		28	38.228		39.253	100.3	45.782		254.7	2:03.263	
6	40.155		40.157	105.5	49.259		230.8	2:09.571		29	38.901		39.625	104.7	46.206		257.8	2:04.732	
7	39.463	156.7	39.492	102.1	47.058		254.1	2:06.013		30	39.271		39.302	112.1	46.403		257.8	2:04.976	
8	39.541		40.316	108.4	46.281		254.7	2:06.138		31	38.813		39.722	105.2	46.571		256.5	2:05.106	
9	39.423		40.166	100.0	Pit In		257.8	2:14.563		32	39.092		39.602	109.2	46.718		254.7	2:05.412	
10	Pit Out		40.733	102.8	45.838			13:39.022		33	38.616		39.650	100.1	45.977		255.9	2:04.243	
11	40.278		41.101	91.7	46.734		255.3	2:08.113		34	38.767		39.871	102.6	Pit In		257.1	2:14.185	
12	39.093		40.074	101.0	46.161		254.1	2:05.328		35	Pit Out		38.513	104.0	43.813			41:30.207	
13	38.816		39.370	104.4	46.769		257.1	2:04.955		36	38.472		37.698	106.4	43.738		255.9	1:59.908	
14	39.194		39.457	96.3	46.399		251.2	2:05.050		37	36.537		37.654	106.4	43.859		257.1	1:58.050	
15	42.150		50.977	78.9	Pit In		254.1	2:36.170		38	36.912		37.805	103.4	44.085		248.3	1:58.802	
16	Pit Out	155.8	39.372	97.7	45.429			6:30.517		39	36.333		37.679	99.8	43.940		255.3	1:57.952	
17	39.155		39.684	99.8	45.679		251.7	2:04.518		40	36.174		37.279	105.4	Pit In		254.1	2:06.951	
18	38.264		38.858	98.8	45.491		259.0	2:02.613		41	Pit Out		37.082	<u>113.7</u>	44.158			6:30.976	
19	38.138		38.704	98.2	45.502		<u>260.2</u>	2:02.344		42	36.144		<u>36.426</u>	105.7	43.767		253.5	<u>1:56.337</u>	
20	38.275		38.779	99.4	45.556		259.0	2:02.610		43	<u>36.003</u>		36.914	104.4	<u>43.483</u>		254.7	1:56.400	
21	42.756		42.798	89.3	Pit In		225.9	2:20.489		44	36.074		36.460	111.0	43.922		255.9	1:56.456	
22	Pit Out		41.438	97.0	45.750			5:49.555		45	45.988		49.944	80.8	Pit In		213.0	2:37.669	
23	38.221	<u>172.0</u>	38.527	100.7	45.495		257.8	2:02.243		46									

27										Ferrari 296 Challenge									
lap	Sect-1	Speed	Sect-2	Speed	Sect-3	Speed	TopSpeed	laptime	pit	lap	Sect-1	Speed	Sect-2	Speed	Sect-3	Speed	Topspeed	laptime	pit
1	Pit Out		42.194	80.7	48.558			2:16.454		24	37.552		38.363	93.1	46.026			2:01.941	
2	40.259		40.332	86.3	46.391			2:06.982		25	37.939		39.645	90.5	47.455			2:05.039	
3	37.916		39.169	93.0	46.276			2:03.361		26	37.524		38.752	85.9	45.247			2:01.523	
4	38.002		41.423	90.2	Pit In			2:14.350		27	37.914		38.683	89.7	45.568			2:02.165	
5	Pit Out		40.173	87.7	44.766			6:42.647		28	38.870		39.052	95.8	Pit In			2:13.617	
6	37.510		38.464	97.5	44.457			2:00.431		29	Pit Out		40.547	87.4	Pit In			18:20.172	
7	38.700		39.923	85.9	Pit In			2:12.998		30	Pit Out		38.006	100.4	<u>43.021</u>			2:52.606	
8	Pit Out		41.611	84.2	49.471			6:55.333		31	36.117		37.444	102.4	43.735			<u>1:57.296</u>	
9	39.373		40.010	88.8	46.664			2:06.047		32	<u>36.003</u>		37.412	103.0	44.229			1:57.644	
10	38.001		39.733	87.0	46.602			2:04.336		33	36.657		39.895	83.3	Pit In			2:11.483	



GEDLICH TEST

Test Day

21 - 24 January 2025

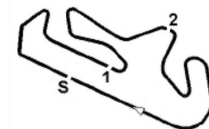
Laps and Sector Times - GEDLICH Racing - Race Test - 2

Autodromo Internacional Algarve - 4652mtr.

11	38.852	40.594	87.9	47.036	2:06.482	34	Pit Out	39.524	88.2	46.239	36:16.279
12	38.353	39.416	94.5	46.523	2:04.292	35	37.919	38.194	93.6	44.674	2:00.787
13	38.199	40.404	69.6	45.657	2:04.260	36	37.423	38.031	95.4	44.452	1:59.906
14	38.410	38.712	87.2	45.586	2:02.708	37	36.833	37.495	101.2	44.204	1:58.532
15	37.975	38.681	96.5	46.907	2:03.563	38	36.940	37.952	91.6	44.944	1:59.836
16	37.963	38.824	86.3	45.258	2:02.045	39	36.956	37.924	97.1	44.247	1:59.127
17	38.568	39.058	96.8	46.821	2:04.447	40	37.041	37.847	102.3	44.324	1:59.212
18	38.302	38.802	105.1	45.758	2:02.862	41	36.529	38.371	101.4	44.498	1:59.398
19	38.385	40.458	78.0	Pit In	2:15.143	42	37.888	39.308	97.8	44.822	2:02.018
20	Pit Out	41.565	78.0	45.974	37:44.382	43	36.501	<u>37.269</u>	<u>108.9</u>	44.711	1:58.481
21	38.522	39.143	93.8	45.289	2:02.954	44	36.432	37.460	106.1	44.556	1:58.448
22	37.964	38.834	92.5	45.922	2:02.720	45	37.808	38.680	98.5	Pit In	2:12.603
23	37.919	40.154	86.6	45.198	2:03.271	46					

32										Ligier JSP4										
lap	Sect-1	Speed	Sect-2	Speed	Sect-3	Speed	TopSpeed	laptime	pit	lap	Sect-1	Speed	Sect-2	Speed	Sect-3	Speed	Topspeed	laptime	pit	
1	Pit Out	132.4	42.290	93.2	50.907			2:13.843		27	39.146	39.649	106.7	45.899			248.8	2:04.694		
2	40.651	139.2	40.738	99.9	47.786		237.4	2:09.175		28	39.489	39.366	107.2	46.177			247.7	2:05.032		
3	39.966	<u>164.1</u>	40.390	102.5	47.057		240.0	2:07.413		29	39.130	39.579	103.6	45.644			248.3	2:04.353		
4	39.873	161.0	40.598	102.3	46.669		240.0	2:07.140		30	39.594	39.128	109.3	45.832			<u>250.6</u>	2:04.554		
5	40.084	155.8	40.166	99.8	46.545		239.5	2:06.795		31	39.568	39.247	100.4	45.760			247.7	2:04.575		
6	39.542		40.342	105.9	46.372		243.8	2:06.256		32	39.925	39.986	107.6	45.645			248.3	2:05.556		
7	40.972	145.9	40.212	107.9	46.562		238.9	2:07.746		33	39.217	39.528	106.0	45.427			246.6	2:04.172		
8	39.839	154.1	40.544	110.7	46.367		241.6	2:06.750		34	39.302	38.595	114.5	45.488			245.5	2:03.385		
9	39.779		40.194	109.1	46.254		237.9	2:06.227		35	38.997	39.476	108.7	45.490			247.7	2:03.963		
10	40.146	151.9	41.125	107.5	Pit In		243.2	<u>2:16.058</u>		36	38.899	38.952	107.1	Pit In			250.0	<u>2:12.858</u>		
11	Pit Out	147.1	41.259	103.4	46.432			18:46.861		37	Pit Out	39.100	98.7	44.438				1:00:12.262		
12	39.963		40.359	103.1	47.098		242.7	2:07.420		38	37.151	37.588	115.9	45.141			245.5	1:59.880		
13	39.813	155.4	41.070	104.1	46.193		243.8	2:07.076		39	36.904	38.059	109.0	43.931			246.0	1:58.894		
14	39.642		40.072	110.7	46.894		246.0	2:06.608		40	36.813	37.801	118.3	44.105			248.8	1:58.719		
15	40.096		40.119	96.1	46.465		246.0	2:06.680		41	36.594	37.335	116.5	43.858			248.3	1:57.787		
16	40.471		40.922	98.2	46.040		245.5	2:07.433		42	37.796	37.238	116.9	44.544			249.4	1:59.578		
17	39.904		39.905	104.8	46.788		247.7	2:06.597		43	36.621	37.239	108.2	44.286			248.3	1:58.146		
18	40.990		39.774	99.7	46.125		242.7	2:06.889		44	36.546	39.304	111.2	44.083			248.3	1:59.933		
19	57.720		41.500	104.7	47.868		246.6	2:27.088		45	36.394	37.308	117.4	44.527			247.7	1:58.229		
20	40.754		41.030	96.0	Pit In		246.0	<u>2:16.412</u>		46	<u>36.178</u>	37.287	116.8	44.074			246.6	1:57.539		
21	Pit Out		43.245	97.4	Pit In			44:25.303		47	38.011	38.472	116.0	Pit In			248.3	2:08.575		
22	Pit Out		40.418	95.2	46.534			3:49.459		48	Pit Out	37.680	117.1	<u>43.631</u>				6:20.964		
23	39.313		39.549	104.4	47.271		246.0	2:06.133		49	36.461	36.604	<u>129.8</u>	45.850			246.0	1:58.915		
24	39.249		39.322	107.0	46.260		246.0	2:04.831		50	36.317	<u>36.565</u>	113.6	43.988			247.7	<u>1:56.870</u>		
25	39.617		39.710	104.5	46.362		246.0	2:05.689		51	37.103	37.641	115.6	Pit In			243.8	2:07.264		
26	39.447		39.695	106.2	47.872		247.7	2:07.014		52										

33										Aston Martin Vantage AMR GT3									
lap	Sect-1	Speed	Sect-2	Speed	Sect-3	Speed	TopSpeed	laptime	pit	lap	Sect-1	Speed	Sect-2	Speed	Sect-3	Speed	Topspeed	laptime	pit
1	Pit Out		42.076	107.0	49.494			2:15.803		36	37.325	197.1	38.112	121.2	47.119		259.6	2:02.556	
2	40.997		40.610	105.1	45.344		216.4	2:06.951		37	37.190		37.437	118.6	43.384		261.5	1:58.011	
3	39.591	156.3	39.035	113.2	44.999		233.8	2:03.625		38	37.135		37.897	122.4	44.098		261.5	1:59.130	
4	39.068	163.9	38.668	110.8	44.913		244.3	2:02.649		39	37.016		37.210	117.8	43.084		260.2	1:57.310	
5	38.506		38.516	108.7	44.758		254.1	2:01.780		40	37.023		36.883	117.6	43.027		260.9	1:56.933	



GEDLICH TEST

Test Day

21 - 24 January 2025

Laps and Sector Times - GEDLICH Racing - Race Test - 2

Autodromo Internacional Algarve - 4652mtr.

6	40.433	148.8	43.882	99.4	Pit In	223.6	2:20.808	41	38.730	41.239	104.1	Pit In	254.1	2:13.118
7	Pit Out	164.9	39.031	108.8	45.412		5:10.499	42	Pit Out	37.331	121.5	42.726		3:24.668
8	37.921		38.274	114.6	44.331	255.3	2:00.526	43	36.691	37.259	117.0	42.821	260.2	1:56.771
9	38.257	198.5	38.184	113.2	44.327	256.5	2:00.768	44	36.393	36.458	125.3	42.326	260.9	1:55.177
10	38.832	182.7	38.189	116.9	45.840	257.8	2:02.861	45	36.396	36.566	123.0	42.235	261.5	1:55.197
11	38.101	193.2	38.444	111.2	45.565	256.5	2:02.110	46	37.822	39.110	103.3	Pit In	255.9	2:09.997
12	38.048		38.056	118.9	44.562	255.9	2:00.666	47	Pit Out	37.659	121.2	42.312		5:19.317
13	38.174		38.241	119.9	44.479	257.8	2:00.894	48	36.204	36.372	121.5	42.331	260.2	1:54.907
14	37.960	194.2	38.132	121.9	44.466	258.4	2:00.558	49	36.797	36.790	122.2	45.354	261.5	1:58.941
15	38.256		38.237	114.2	44.391	259.0	2:00.884	50	37.239	37.424	126.3	44.232	259.0	1:58.895
16	38.043		39.110	116.9	Pit In	259.6	2:11.352	51	37.449	38.041	117.3	44.915	258.4	2:00.405
17	Pit Out		38.832	115.1	44.323		9:55.709	52	37.423	37.868	114.8	44.359	260.2	1:59.650
18	38.135		38.189	119.3	44.944	259.6	2:01.268	53	37.133	<u>202.6</u>	119.5	43.622	261.5	1:58.395
19	10:02.272		42.061	90.0	45.124	259.0	11:29.457	54	37.873	37.976	109.2	43.642	260.9	1:59.491
20	38.920		38.997	110.1	44.232	258.4	2:02.149	55	37.177	37.577	122.2	43.317	260.9	1:58.071
21	38.086		38.174	115.5	44.233	259.6	2:00.493	56	36.969	37.326	117.0	43.346	260.9	1:57.641
22	38.153		38.025	117.0	44.209	258.4	2:00.387	57	36.865	37.632	126.5	Pit In	260.9	2:06.104
23	38.457		38.757	118.4	44.509	260.9	2:01.723	58	Pit Out	36.863	120.9	43.639		45:30.801
24	38.007		38.133	120.8	Pit In	259.6	2:10.883	59	34.694	34.770	128.3	40.504	260.2	1:49.968
25	Pit Out		38.391	119.3	43.971		3:46.371	60	33.510	33.981	121.1	39.658	262.8	1:47.149
26	37.680		37.898	121.2	44.188	259.0	1:59.766	61	33.423	33.788	129.5	39.850	264.1	1:47.061
27	37.602		38.639	114.6	43.840	259.6	2:00.081	62	33.062	34.735	127.4	39.689	264.1	1:47.486
28	37.766		38.124	122.7	44.486	259.6	2:00.376	63	32.809	33.312	135.3	39.724	265.4	1:45.845
29	38.844		38.989	113.3	Pit In	260.9	2:12.194	64	32.910	33.187	135.2	40.426	266.7	1:46.523
30	Pit Out		38.181	121.2	44.367		6:14.184	65	32.988	<u>33.085</u>	<u>136.5</u>	39.450	264.1	1:45.523
31	37.451		37.976	122.0	43.908	259.0	1:59.335	66	<u>32.592</u>	33.710	128.1	<u>39.072</u>	264.7	1:45.374
32	37.238	185.2	37.792	111.5	43.852	260.9	1:58.882	67	34.277	33.737	121.8	41.297	<u>268.7</u>	1:49.311
33	37.328		37.526	124.3	44.057	260.9	1:58.911	68	32.769	33.362	130.4	39.089	266.0	<u>1:45.220</u>
34	37.339		37.662	119.2	Pit In	260.9	2:07.869	69	32.829	33.193	132.7	39.467	264.7	1:45.489
35	Pit Out		38.056	120.5	43.660		5:17.150	70	35.418	36.816	97.9	Pit In	244.9	2:02.358

39									Aston Martin Vantage AMR GT4										
lap	Sect-1	Speed	Sect-2	Speed	Sect-3	Speed	TopSpeed	laptime	pit	lap	Sect-1	Speed	Sect-2	Speed	Sect-3	Speed	Topspeed	laptime	pit
1	Pit Out	117.9	54.218	75.6	57.512			2:39.327		27	Pit Out		42.354	95.2	Pit In			3:46.935	
2	44.704	161.0	43.700	94.3	49.822		143.6	2:18.226		28	Pit Out		41.850	101.9	Pit In			13:35.112	
3	41.617	153.2	42.791	96.8	48.531		232.3	2:12.939		29	Pit Out		41.480	96.9	46.780			11:24.560	
4	41.190	158.1	41.679	100.7	48.131		234.3	2:11.000		30	40.057		40.741	106.7	46.774		238.9	2:07.572	
5	40.901		42.233	92.3	48.056		235.3	2:11.190		31	39.875		40.417	106.3	47.154		238.4	2:07.446	
6	41.039		41.620	96.7	47.527		235.3	2:10.186		32	40.019		40.848	103.2	48.134		237.4	2:09.001	
7	40.951		41.173	98.6	Pit In		236.3	2:18.013		33	40.659		41.050	104.7	Pit In		236.3	2:15.247	
8	Pit Out	156.3	42.127	103.9	49.381			4:00.177		34	Pit Out		39.805	104.3	45.834			8:45.720	
9	41.755	163.9	42.734	107.9	52.648		235.3	2:17.137		35	38.358		39.884	106.8	Pit In		237.4	2:12.518	
10	41.450		42.843	104.8	48.802		237.4	2:13.095		36	Pit Out		41.150	94.7	46.863			3:04.288	
11	41.266	<u>166.2</u>	42.111	106.0	50.657		237.4	2:14.034		37	39.926		41.285	107.4	49.370		241.1	2:10.581	
12	41.612	154.3	42.372	<u>114.5</u>	50.761		236.3	2:14.745		38	39.993		42.590	102.2	Pit In		240.0	2:17.426	
13	41.261		42.133	105.6	48.391		235.3	2:11.785		39	Pit Out		39.947	101.6	45.841			40:12.034	
14	42.292		42.585	99.4	Pit In		237.9	2:19.935		40	38.573		39.239	114.3	<u>45.822</u>		238.9	2:03.634	
15	Pit Out	118.7	49.906	93.8	57.408			11:10.778		41	<u>38.291</u>		39.401	104.5	Pit In		238.4	2:10.424	
16	45.129		46.071	86.3	51.820		183.4	2:23.020		42	Pit Out		38.656	113.8	46.257			3:58.713	
17	43.571		44.146	94.7	50.089		189.8	2:17.806		43	38.995		38.706	108.1	51.174		237.9	2:08.875	



GEDLICH TEST

Test Day

21 - 24 January 2025

Laps and Sector Times - GEDLICH Racing - Race Test - 2

Autodromo Internacional Algarve - 4652mtr.

18	42.269	41.376	97.4	47.558	229.3	2:11.203	44	38.559	38.846	105.0	46.569	237.9	2:03.974
19	41.271	41.252	103.8	47.899	237.4	2:10.422	45	39.371	39.969	98.4	54.768	239.5	2:14.108
20	40.942	41.113	92.9	48.052	237.9	2:10.107	46	38.429	<u>38.644</u>	112.3	45.861	238.9	<u>2:02.934</u>
21	41.912	45.209	70.6	Pit In	236.8	2:34.485	47	39.078	43.147	96.3	Pit In	240.5	2:16.006
22	Pit Out	1:06.429	85.0	Pit In		15:23.270	48	Pit Out	39.813	105.5	Pit In		3:23.482
23	Pit Out	43.447	101.4	49.160		16:12.867	49	Pit Out	47.338	106.1	Pit In		4:34.731
24	41.564	41.666	92.8	48.393	237.4	2:11.623	50	Pit Out	42.257	96.2	46.947		9:16.647
25	41.306	41.495	100.1	47.920	238.9	2:10.721	51	39.780	38.790	110.8	Pit In	<u>241.6</u>	2:08.366
26	41.919	42.682	96.9	Pit In	238.4	2:19.446	52						

66										Ligier JSP4									
lap	Sect-1	Speed	Sect-2	Speed	Sect-3	Speed	TopSpeed	laptime	pit	lap	Sect-1	Speed	Sect-2	Speed	Sect-3	Speed	Topspeed	laptime	pit
1	Pit Out	106.4	58.469	70.8	Pit In			3:12.858		32	40.227		41.405	107.9	50.890		233.8	2:12.522	
2	Pit Out		48.142	89.9	57.711			8:49.440		33	41.073		43.764	95.1	55.749		218.6	2:20.586	
3	42.629		45.078	109.4	50.879		228.3	2:18.586		34	40.735		40.989	118.7	48.689		241.6	2:10.413	
4	42.220	134.2	43.242	100.5	50.528		217.3	2:15.990		35	40.203		42.004	120.3	48.345		246.0	2:10.552	
5	42.138		44.585	107.9	50.502		238.4	2:17.225		36	40.426		43.415	106.4	Pit In		242.2	2:27.171	
6	40.963	<u>152.3</u>	42.726	93.5	47.818		242.7	2:11.507		37	Pit Out		47.990	85.0	52.553			7:22.354	
7	41.617		43.513	112.0	48.690		242.7	2:13.820		38	1:00.616		46.575	81.2	51.348		235.3	2:38.539	
8	40.814	151.0	44.505	103.3	48.849		243.2	2:14.168		39	44.253		44.255	94.7	50.907		235.3	2:19.415	
9	41.252	151.5	42.471	104.3	49.306		242.2	2:13.029		40	44.722		43.034	89.7	50.444		237.4	2:18.200	
10	41.495	150.2	42.945	93.0	Pit In		238.9	2:27.593		41	42.590		42.033	101.1	49.105		241.1	2:13.728	
11	Pit Out	94.6	56.947	85.0	59.388			13:42.385		42	41.564		41.782	98.5	48.793		243.2	2:12.139	
12	46.761		49.178	101.1	52.435		193.9	2:28.374		43	40.975		42.177	103.4	48.904		243.2	2:12.056	
13	42.925		46.391	94.2	50.707		211.4	2:20.023		44	42.346	129.3	42.545	93.8	Pit In		241.6	2:28.117	
14	43.469		49.327	96.3	53.336		220.9	2:26.132		45	Pit Out		41.159	100.8	45.582			15:59.455	
15	42.331		45.606	107.7	51.180		220.9	2:19.117		46	38.524		39.109	106.6	44.642		246.6	2:02.275	
16	42.924		43.536	110.0	50.605		227.8	2:17.065		47	38.424		40.142	103.4	45.555		248.3	2:04.121	
17	42.046		43.968	109.4	49.857		225.5	2:15.871		48	37.861		39.957	111.0	45.355		247.7	2:03.173	
18	43.467		42.185	102.8	49.662		233.8	2:15.314		49	37.437		38.848	107.1	45.359		246.6	2:01.644	
19	8:39.975		45.016	85.0	1:55.505		234.8	11:20.496		50	37.628		38.539	108.1	45.952		248.3	2:02.119	
20	44.951		43.317	91.8	49.429		223.6	2:17.697		51	39.172		38.820	105.6	44.545		249.4	2:02.537	
21	40.495		41.589	113.9	47.786		241.6	2:09.870		52	37.199		38.341	107.6	Pit In		251.2	2:11.130	
22	41.895		41.184	101.7	47.676		246.0	2:10.755		53	Pit Out		38.326	110.8	43.693			4:19.362	
23	39.835		41.056	100.1	48.668		248.3	2:09.559		54	36.774		37.512	111.0	43.511		<u>256.5</u>	1:57.797	
24	39.879		1:20.863	90.6	48.396		246.6	2:49.138		55	<u>36.631</u>		<u>36.987</u>	111.3	<u>43.381</u>		248.8	<u>1:56.999</u>	
25	40.491		41.704	95.8	47.566		238.4	2:09.761		56	39.936		39.978	102.2	Pit In		248.8	2:15.927	
26	40.208		42.631	103.9	47.538		244.9	2:10.377		57	Pit Out		39.670	116.6	45.849			7:17.777	
27	40.270		1:20.118	91.1	Pit In		246.6	3:01.235		58	37.706		39.006	129.8	44.320		247.7	2:01.032	
28	Pit Out		46.313	103.6	49.598			47:12.002		59	37.552		38.503	<u>137.9</u>	44.348		250.0	2:00.403	
29	40.725		40.949	115.4	47.989		239.5	2:09.663		60	40.920		40.526	126.2	45.116		247.7	2:06.562	
30	40.092		40.993	124.0	47.125		241.6	2:08.210		61	40.149		39.449	126.6	44.617		248.8	2:04.215	
31	39.878		41.280	116.4	47.200		246.0	2:08.358		62	40.256		39.989	109.3	Pit In		247.1	2:19.175	

71										Nova NP02									
lap	Sect-1	Speed	Sect-2	Speed	Sect-3	Speed	TopSpeed	laptime	pit	lap	Sect-1	Speed	Sect-2	Speed	Sect-3	Speed	Topspeed	laptime	pit
1	Pit Out	150.0	43.837	92.9	48.468			2:16.834		29	37.562		38.033	107.0	43.693		254.1	1:59.288	
2	39.052		38.928	106.5	44.623		242.2	2:02.603		30	38.468		38.318	114.6	43.810		255.9	2:00.596	
3	38.079	176.2	38.642	105.7	43.648		248.8	2:00.369		31	37.258	170.9	38.923	107.8	43.310		257.8	1:59.491	
4	38.346	<u>183.7</u>	38.203	106.8	43.472		250.0	2:00.021		32	37.073		37.826	106.4	43.133		257.8	1:58.032	



GEDLICH TEST

Test Day

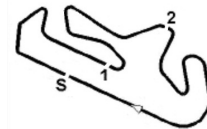
21 - 24 January 2025

Laps and Sector Times - GEDLICH Racing - Race Test - 2

Autodromo Internacional Algarve - 4652mtr.

5	38.226		38.912	101.1	Pit In	251.2	2:09.355	33	37.084		37.977	98.1	42.626	258.4	1:57.687
6	Pit Out	130.4	42.129	108.8	44.824		6:07.542	34	36.627		37.721	108.4	Pit In	257.1	2:05.272
7	39.079	155.2	39.398	106.2	46.511	251.2	2:04.988	35	Pit Out	144.4	37.233	106.8	42.171		53:44.948
8	38.604	154.9	38.383	114.9	43.856	252.3	2:00.843	36	36.144		36.905	116.1	41.919	253.5	1:54.968
9	38.268		38.714	107.1	43.729	252.3	2:00.711	37	35.494		36.189	112.7	42.125	255.3	1:53.808
10	37.916	165.9	38.779	111.0	43.966	252.9	2:00.661	38	35.070		36.509	110.5	41.488	255.3	1:53.067
11	37.868		38.736	103.2	45.607	252.3	2:02.211	39	35.290		37.488	101.5	41.749	257.8	1:54.527
12	39.508	163.6	39.107	108.8	Pit In	252.9	2:11.456	40	35.084		36.857	111.7	41.792	255.9	1:53.733
13	Pit Out		39.005	107.6	44.777		4:35.018	41	35.615		36.786	110.3	41.788	257.8	1:54.189
14	39.967	154.9	38.666	99.3	43.905	251.7	2:02.538	42	35.688		37.748	106.0	41.836	258.4	1:55.272
15	38.004		38.355	108.7	43.966	240.0	2:00.325	43	35.610		36.409	110.4	41.496	258.4	1:53.515
16	37.934		38.420	113.9	44.217	256.5	2:00.571	44	35.076		36.829	108.3	Pit In	257.8	1:59.398
17	38.188	168.0	38.596	113.3	44.105	254.7	2:00.889	45	Pit Out		41.853	94.0	46.461		5:26.428
18	37.553	171.2	38.385	103.6	44.188	254.7	2:00.126	46	37.166		38.374	103.0	42.075	243.2	1:57.615
19	37.759		38.523	102.9	Pit In	257.8	2:07.487	47	34.378		34.784	127.2	39.932	254.7	1:49.094
20	Pit Out		40.061	97.8	44.555		54:39.660	48	34.975		34.692	123.1	41.130	258.4	1:50.797
21	37.669		39.030	100.8	44.239	255.9	2:00.938	49	33.669		34.553	123.6	39.568	257.8	1:47.790
22	37.836		38.397	115.4	44.825	255.3	2:01.058	50	33.757		34.318	122.0	39.554	259.0	1:47.629
23	39.153		38.952	105.8	45.403	256.5	2:03.508	51	33.531		<u>33.870</u>	124.1	39.728	258.4	1:47.129
24	37.524		38.176	103.1	43.386	257.1	1:59.086	52	33.291		34.162	120.7	<u>39.005</u>	259.0	<u>1:46.458</u>
25	38.077		39.129	108.3	44.334	258.4	2:01.540	53	<u>32.919</u>		34.045	116.4	39.778	258.4	1:46.742
26	37.795		40.211	101.7	Pit In	256.5	2:08.574	54	34.142		34.010	<u>130.0</u>	Pit In	<u>260.9</u>	1:54.242
27	Pit Out		38.476	106.9	43.218		4:16.184	55	Pit Out		36.950	104.7	41.575		5:57.415
28	37.618		38.073	106.0	44.247	257.8	1:59.938	56	36.873		40.753	93.5	Pit In	258.4	2:15.856

77		Porsche 992 GT3 R																	
lap	Sect-1	Speed	Sect-2	Speed	Sect-3	Speed	TopSpeed	laptime	pit	lap	Sect-1	Speed	Sect-2	Speed	Sect-3	Speed	Topspeed	laptime	pit
1	Pit Out	129.7	46.462	87.3	50.160			2:25.134		43	38.564		40.311	97.6	44.657		261.5	2:03.532	
2	40.085	172.8	40.102	95.2	44.623		240.0	2:04.810		44	38.549		39.887	94.7	44.808		261.5	2:03.244	
3	37.988		39.780	98.5	45.469		257.8	2:03.237		45	38.358		39.559	96.2	46.604		260.2	2:04.521	
4	39.668		39.831	104.0	44.972		257.8	2:04.471		46	38.711		39.788	99.1	Pit In		260.9	2:14.018	
5	39.322	<u>195.3</u>	41.109	96.9	45.568		257.8	2:05.999		47	Pit Out		39.801	102.8	46.986			8:20.348	
6	38.890		42.182	93.5	47.538		257.1	2:08.610		48	37.565		39.864	104.9	45.992		255.9	2:03.421	
7	40.189		40.707	99.3	46.713		234.3	2:07.609		49	38.810		39.777	103.9	46.548		260.9	2:05.135	
8	39.619		40.822	100.7	45.483		259.6	2:05.924		50	38.840	179.1	39.559	99.9	45.796		260.2	2:04.195	
9	38.534		40.847	97.6	46.353		259.6	2:05.734		51	38.570		39.606	111.6	45.791		260.9	2:03.967	
10	38.618	162.9	42.115	100.7	44.812		259.0	2:05.545		52	37.980		38.891	108.7	45.950		261.5	2:02.821	
11	39.284		39.959	105.3	45.196		261.5	2:04.439		53	38.233		38.974	103.3	45.549		261.5	2:02.756	
12	38.975		41.706	100.7	46.246		259.6	2:06.927		54	38.344		41.961	86.0	46.572		260.2	2:06.877	
13	38.438		39.891	99.5	45.161		259.0	2:03.490		55	38.329		39.967	106.2	47.385		260.2	2:05.681	
14	38.688		40.363	97.3	44.922		260.2	2:03.973		56	38.505		39.787	102.0	46.905		259.0	2:05.197	
15	38.453		40.780	99.9	Pit In		260.9	2:14.737		57	38.139		39.829	105.8	46.160		259.6	2:04.128	
16	Pit Out		38.932	106.6	45.269			10:56.806		58	39.871		39.531	107.1	45.922		258.4	2:05.324	
17	39.221		39.374	110.9	44.954		255.3	2:03.549		59	37.818		39.292	109.6	47.735		259.0	2:04.845	
18	38.120		39.652	93.1	45.314		261.5	2:03.086		60	38.360		40.260	105.6	45.643		260.2	2:04.263	
19	38.053		39.503	97.6	47.261		260.9	2:04.817		61	37.828		39.670	99.4	45.959		260.2	2:03.457	
20	40.123		38.910	101.2	45.558		262.1	2:04.591		62	37.394	193.9					260.2	2:03.333	
21	38.150		39.555	97.5	45.407		256.5	2:03.112		63	37.530		39.118	102.7	44.838		260.2	2:01.486	
22	38.877		40.831	103.4	45.918		261.5	2:05.626		64	37.459	186.5	38.087	109.4	44.589		260.2	2:00.135	
23	37.957		39.263	99.8	45.818		261.5	2:03.038		65	36.987	179.4	38.733	103.4	Pit In		261.5	2:14.349	



GEDLICH TEST

Test Day

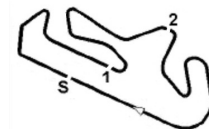
21 - 24 January 2025

Laps and Sector Times - GEDLICH Racing - Race Test - 2

Autodromo Internacional Algarve - 4652mtr.

24	37.682		39.138	107.2	45.354	259.0	2:02.174	66	Pit Out	38.720	110.4	44.285		6:24.352
25	37.936		39.252	103.6	45.322	259.6	2:02.510	67	37.126	37.913	111.0	43.831	260.2	1:58.870
26	38.498		39.314	102.3	45.907	261.5	2:03.719	68	36.910	37.646	111.6	44.005	259.6	1:58.561
27	38.439		39.853	102.9	45.648	259.6	2:03.940	69	36.666	37.466	113.8	43.848	260.9	1:57.980
28	38.017		39.290	101.9	45.627	261.5	2:02.934	70	41.860	41.970	97.2	Pit In	252.3	2:21.906
29	38.212		39.497	100.6	45.738	260.9	2:03.447	71	Pit Out	38.672	114.0	59.656		7:52.345
30	38.082		39.770	92.8	Pit In	260.9	2:11.022	72	40.856	38.564	102.2	44.017	183.7	2:03.437
31	Pit Out		41.462	92.3	47.451		9:49.640	73	37.102	37.669	107.4	44.104	258.4	1:58.875
32	39.898	147.7	42.249	83.1	46.548	247.1	2:08.695	74	37.754	38.114	110.8	44.174	259.6	2:00.042
33	50.466		40.976	98.5	46.815	259.0	2:18.257	75	36.756	37.585	111.0	43.673	260.9	1:58.014
34	38.853		40.992	93.4	47.217	259.0	2:07.062	76	36.860	37.021	115.4	44.438	259.0	1:58.319
35	39.251		41.165	93.8	45.881	259.6	2:06.297	77	36.982	37.100	107.8	Pit In	260.9	2:05.543
36	39.041		40.517	97.4	45.735	260.2	2:05.293	78	Pit Out	37.097	115.4	42.577		4:12.850
37	38.805		42.128	103.1	46.458	260.2	2:07.391	79	36.511	35.459	<u>123.1</u>	41.716	262.8	1:53.686
38	39.272		40.895	93.8	45.747	259.0	2:05.914	80	<u>35.123</u>	35.373	113.7	42.060	262.8	1:52.556
39	1:02.650		40.715	98.4	45.895	261.5	2:29.260	81	35.744	<u>34.928</u>	115.4	41.424	<u>264.7</u>	<u>1:52.096</u>
40	38.953		41.377	96.9	46.225	259.0	2:06.555	82	38.201	36.410	116.8	<u>41.375</u>	251.2	1:55.986
41	38.809		40.653	94.6	45.147	260.2	2:04.609	83	43.948	43.605	91.5	Pit In	255.9	2:25.484
42	38.460		40.553	90.8	45.130	261.5	2:04.143	84						

80										Ferrari 488 Challenge									
lap	Sect-1	Speed	Sect-2	Speed	Sect-3	Speed	TopSpeed	laptime	pit	lap	Sect-1	Speed	Sect-2	Speed	Sect-3	Speed	Topspeed	laptime	pit
1	Pit Out	104.5	54.586	81.4	1:01.625			2:49.051		31	40.542		40.948	106.7	Pit In		255.3	2:17.610	
2	51.232		48.780	96.9	55.634		173.1	2:35.646		32	Pit Out		41.515	99.5	49.162			8:37.233	
3	46.974	116.8	47.894	100.0	54.386		184.9	2:29.254		33	41.182		40.177	115.3	46.302		256.5	2:07.661	
4	46.412		49.092	90.7	52.378		214.3	2:27.882		34	39.121		40.109	115.5	46.646		253.5	2:05.876	
5	44.416		44.933	95.7	52.452		200.0	2:21.801		35	38.985		39.768	116.4	46.711		255.3	2:05.464	
6	43.453	137.8	49.192	104.2	51.556		227.8	2:24.201		36	38.927		39.604	115.5	46.653		255.9	2:05.184	
7	43.771		43.864	93.9	50.821		229.3	2:18.456		37	39.144		40.272	113.0	46.905		256.5	2:06.321	
8	42.836	<u>142.1</u>	44.325	96.8	50.238		238.4	2:17.399		38	39.813		39.886	<u>126.6</u>	47.762		246.6	2:07.461	
9	41.928		43.752	96.6	50.505		244.9	2:16.185		39	39.391		40.589	112.1	Pit In		250.0	2:15.517	
10	42.273		43.058	93.3	51.045		212.6	2:16.376		40	Pit Out		41.430	104.3	51.418			6:02.925	
11	42.003		46.169	105.5	Pit In		246.0	2:28.706		41	40.656		41.784	109.9	48.952		244.9	2:11.392	
12	Pit Out		44.468	97.0	50.001			4:07.709		42	40.759		41.063	108.8	49.152		252.3	2:10.974	
13	43.130		45.281	100.2	49.624		245.5	2:18.035		43	40.418		41.270	97.8	47.726		247.7	2:09.414	
14	43.152		42.746	104.7	49.261		251.2	2:15.159		44	39.771		42.241	94.3	48.087		254.1	2:10.099	
15	41.297		42.178	105.3	48.388		251.7	2:11.863		45	39.643		39.886	112.5	47.163		254.1	2:06.692	
16	40.986		42.249	97.1	48.536		247.1	2:11.771		46	39.500		40.397	113.3	48.578		254.7	2:08.475	
17	41.196		42.278	103.8	48.623		247.7	2:12.097		47	41.326		42.671	103.1	Pit In		254.1	2:24.278	
18	41.248		41.838	105.3	48.419		251.7	2:11.505		48	Pit Out		48.337	96.2	48.866			43:40.380	
19	41.166		43.643	106.1	48.300		228.8	2:13.109		49	40.332		46.678	113.4	50.409		211.4	2:17.419	
20	40.615		41.294	108.1	48.304		252.9	2:10.213		50	37.654		37.447	117.0	43.822		252.3	1:58.923	
21	40.593		40.992	108.5	47.798		252.9	2:09.383		51	36.380		36.844	116.8	43.580		256.5	1:56.804	
22	36:14.309		45.498	103.4	51.422		254.1	<u>37:51.229</u>		52	36.336		36.815	125.6	43.422		259.0	1:56.573	
23	42.297		44.791	85.0	48.721		240.5	2:15.809		53	37.220		37.473	115.8	43.945		258.4	1:58.638	
24	40.262		41.438	106.8	48.142		247.7	2:09.842		54	36.551		36.796	121.6	43.522		255.9	1:56.869	
25	42.029		41.944	109.0	48.262		246.0	2:12.235		55	36.590		36.506	117.1	43.294		257.1	1:56.390	
26	40.018		41.229	100.0	47.670		250.0	2:08.917		56	<u>36.198</u>		36.456	120.0	<u>42.859</u>		256.5	<u>1:55.513</u>	
27	40.079		40.912	112.6	47.959		252.9	2:08.950		57	36.479		<u>36.091</u>	126.2	43.325		<u>259.6</u>	1:55.895	
28	39.787		40.617	107.1	47.743		252.9	2:08.147		58	36.247		36.227	115.0	Pit In		259.0	2:04.742	



GEDLICH TEST

Test Day

21 - 24 January 2025

Laps and Sector Times - GEDLICH Racing - Race Test - 2

Autodromo Internacional Algarve - 4652mtr.

29	40.093	41.006	101.1	47.981	254.1	2:09.080	59	Pit Out	47.318	91.6	Pit In	5:05.939
30	39.817	41.050	103.5	47.773	252.9	2:08.640	60					

88										Porsche 992 GT3 Cup										
lap	Sect-1	Speed	Sect-2	Speed	Sect-3	Speed	TopSpeed	laptime	pit	lap	Sect-1	Speed	Sect-2	Speed	Sect-3	Speed	Topspeed	laptime	pit	
1	Pit Out	142.3	44.368	102.1	47.307			2:14.265		20	39.668	139.7	42.674	89.8	47.652		251.2	2:09.994		
2	39.335	157.2	39.812	<u>110.2</u>	46.547		251.7	2:05.694		21	40.510		41.687	88.5	47.367		225.9	2:09.564		
3	38.600	<u>168.0</u>	40.005	102.5	45.819		253.5	2:04.424		22	40.161		40.436	90.7	46.487		246.6	2:07.084		
4	38.481		39.583	97.6	Pit In		255.3	<u>2:12.295</u>		23	39.885	155.6	41.708	96.9	47.062		251.2	2:08.655		
5	Pit Out		42.406	94.2	48.766			10:42.761		24	39.991		41.972	91.4	47.231		252.9	2:09.194		
6	42.135	141.4	42.221	93.3	48.391		213.4	2:12.747		25	39.348		40.685	90.9	46.787		256.5	2:06.820		
7	40.915		42.433	90.4	49.359		248.3	2:12.707		26	39.787		40.332	101.1	47.025		253.5	2:07.144		
8	40.304		41.789	95.2	50.413		250.0	2:12.506		27	41.007		40.856	103.1	Pit In		226.4	2:17.412		
9	41.152		41.523	91.1	48.293		245.5	2:10.968		28	Pit Out		38.455	107.1	<u>44.947</u>			1:09:38.916		
10	1:06.846		42.696	92.3	49.848		254.1	2:39.390		29	38.638		38.626	104.3	45.090		254.7	2:02.354		
11	41.074		42.235	76.9	Pit In		252.3	<u>2:22.544</u>		30	37.350		38.228	103.9	45.096		252.3	2:00.674		
12	Pit Out		43.374	93.5	48.267			43:08.053		31	37.150		<u>37.927</u>	96.3	45.211		243.8	<u>2:00.288</u>		
13	41.836		44.938	91.2	Pit In		248.3	<u>2:24.077</u>		32	<u>37.059</u>		38.947	100.1	45.280		<u>257.8</u>	2:01.286		
14	Pit Out		41.815	96.0	47.370			9:29.590		33	37.604		38.976	100.9	Pit In		255.3	2:08.489		
15	40.618		41.105	99.5	48.747		248.8	2:10.470		34	Pit Out		38.552	100.8	46.435			5:51.614		
16	41.857		42.896	94.7	48.563		206.1	2:13.316		35	40.348		40.154	94.1	45.946		253.5	2:06.448		
17	40.806		43.739	90.8	Pit In		248.3	<u>2:20.222</u>		36	39.840		39.725	94.4	46.169		256.5	2:05.734		
18	Pit Out		41.880	89.9	47.072			7:22.762		37	40.532		40.398	91.3	Pit In		254.1	2:16.586		
19	40.311	141.7	41.050	93.9	46.699		240.0	2:08.060		38										

92										Porsche 992 GT3 R									
lap	Sect-1	Speed	Sect-2	Speed	Sect-3	Speed	TopSpeed	laptime	pit	lap	Sect-1	Speed	Sect-2	Speed	Sect-3	Speed	Topspeed	laptime	pit
1	Pit Out		41.356	96.8	45.525			2:10.506		11	35.600		36.614	117.4	42.516		262.8	1:54.730	
2	39.341		37.631	114.9	43.230		263.4	2:00.202		12	35.042	<u>190.1</u>	36.753	118.2	42.282		265.4	1:54.077	
3	37.063		37.662	114.5	43.489		264.1	1:58.214		13	35.371		38.823	107.4	Pit In		265.4	2:05.220	
4	36.916		37.851	107.7	43.390		265.4	1:58.157		14	Pit Out		37.962	109.0	42.609			4:23.244	
5	36.671		37.661	114.8	43.793		264.7	1:58.125		15	36.648		36.680	119.3	41.227		264.7	1:54.555	
6	36.702		37.433	120.1	43.585		264.7	1:57.720		16	34.463		36.003	113.1	<u>41.146</u>		264.1	1:51.612	
7	36.829		36.885	<u>123.4</u>	44.637		264.7	1:58.351		17	34.452		36.165	92.9	41.223		265.4	1:51.840	
8	36.473		37.941	112.5	44.836		264.1	1:59.250		18	34.284		<u>35.567</u>	113.9	41.393		264.1	<u>1:51.244</u>	
9	38.866	180.6	36.916	117.6	Pit In		260.9	<u>2:07.717</u>		19	34.465		35.939	119.5	41.951		265.4	1:52.355	
10	Pit Out	180.3	37.796	105.4	42.977			4:46.124		20	<u>34.093</u>		37.537	117.4	Pit In		<u>266.7</u>	1:58.561	

99										Ferrari 296 Challenge									
lap	Sect-1	Speed	Sect-2	Speed	Sect-3	Speed	TopSpeed	laptime	pit	lap	Sect-1	Speed	Sect-2	Speed	Sect-3	Speed	Topspeed	laptime	pit
1	Pit Out		46.459	94.2	49.631			2:20.771		25	37.910		39.021	100.9	45.501			2:02.432	
2	40.211		40.945	101.4	46.952			2:08.108		26	37.620		39.012	104.5	45.554			2:02.186	
3	38.676		40.397	96.7	46.251			2:05.324		27	37.528		39.220	103.4	44.890			2:01.638	
4	38.489		40.458	96.9	46.176			2:05.123		28	38.760		40.500	<u>111.3</u>	Pit In			2:16.824	
5	38.727		40.043	105.0	46.533			2:05.303		29	Pit Out		44.309	87.0	48.168			12:49.984	
6	38.147		39.928	94.4	46.288			2:04.363		30	39.446		40.463	94.6	47.462			2:07.371	
7	38.363		41.574	102.6	Pit In			2:20.305		31	41.195		40.707	81.6	47.083			2:08.985	
8	Pit Out		47.340	90.7	51.230			10:18.387		32	41.203		40.870	91.4	46.663			2:08.736	
9	41.260		42.324	82.0	47.754			2:11.338		33	39.139		40.463	102.6	46.536			2:06.138	
10	39.959		42.152	98.4	47.281			2:09.392		34	39.562		40.804	88.9	46.694			2:07.060	
11	41.679		42.578	60.8	48.225			2:12.482		35	39.002		40.997	84.7	Pit In			2:22.849	



GEDLICH TEST

Test Day

21 - 24 January 2025

Laps and Sector Times - GEDLICH Racing - Race Test - 2

Autodromo Internacional Algarve - 4652mtr.

12	40.519	41.876	91.1	47.648	2:10.043	36	Pit Out	39.073	101.7	45.217	7:19.326
13	40.395	40.404	95.8	47.133	2:07.932	37	37.426	38.216	104.1	44.580	<u>2:00.222</u>
14	39.240	43.503	99.7	Pit In	2:22.295	38	<u>37.324</u>	<u>38.189</u>	108.1	45.158	2:00.671
15	Pit Out	41.981	87.4	47.548	6:17.499	39	37.835	38.305	109.2	Pit In	2:23.711
16	40.095	42.415	96.4	46.853	2:09.363	40	Pit Out	47.796	72.3	51.758	1:00:12.777
17	39.620	41.038	103.5	47.338	2:07.996	41	39.924	41.246	83.3	46.360	2:07.530
18	39.653	40.904	90.8	47.265	2:07.822	42	38.163	39.567	89.3	45.216	2:02.946
19	39.089	41.477	96.4	47.451	2:08.017	43	38.287	38.932	96.3	44.598	2:01.817
20	39.423	40.552	92.9	47.199	2:07.174	44	38.017	39.326	103.8	<u>44.389</u>	2:01.732
21	39.370	41.357	90.8	47.094	2:07.821	45	38.075	38.922	96.3	44.525	2:01.522
22	8:08.906	43.061	95.2	Pit In	9:56.475	46	40.945	39.277	100.2	45.497	2:05.719
23	Pit Out	39.475	104.2	46.265	6:28.938	47	37.763	39.749	89.0	Pit In	2:18.737
24	38.213	39.738	92.7	45.503	2:03.454	48					

242										Mercedes AMG GT3									
lap	Sect-1	Speed	Sect-2	Speed	Sect-3	Speed	TopSpeed	laptime	pit	lap	Sect-1	Speed	Sect-2	Speed	Sect-3	Speed	Topspeed	laptime	pit
1	Pit Out		39.410	109.0	43.904			1:59.422		16	42.221		40.152	84.8	46.182		226.4	2:08.555	
2	6:01.649		<u>37.605</u>	110.3	<u>43.004</u>		259.6	7:22.258		17	39.023		40.270	106.8	46.595		255.9	2:05.888	
3	<u>37.081</u>		37.914	101.8	43.159		260.9	<u>1:58.154</u>		18	39.110		39.904	99.0	45.653		255.3	2:04.667	
4	37.419		38.538	109.1	44.344		260.2	2:00.301		19	38.938		39.605	112.1	45.398		256.5	2:03.941	
5	37.893		39.217	108.2	44.042		<u>262.1</u>	2:01.152		20	44.006		44.321	94.3	Pit In		240.0	2:29.972	
6	37.617		38.050	113.1	Pit In		260.9	2:05.542		21	Pit Out		46.405	94.5	50.551			11:57.852	
7	Pit Out		41.269	92.9	45.953			29:46.963		22	43.896		43.203	103.9	48.756		203.4	2:15.855	
8	39.266		38.689	103.6	44.345		255.3	2:02.300		23	40.712		40.806	106.7	48.195		235.8	2:09.713	
9	37.701		38.458	107.9	44.270		256.5	2:00.429		24	40.442		41.076	99.5	48.404		247.1	2:09.922	
10	37.903		38.709	102.7	44.394		257.8	2:01.006		25	40.001		44.927	80.0	55.593		250.0	2:20.521	
11	37.656		38.723	107.6	45.165		257.8	2:01.544		26	41.376		41.719	103.3	51.614		228.3	2:14.709	
12	37.677		38.271	102.4	44.310		259.0	2:00.258		27	45.552		43.270	100.9	49.056		164.4	2:17.878	
13	38.073		39.076	93.9	Pit In		260.2	2:11.113		28	40.440		40.943	101.1	47.252		246.0	2:08.635	
14	Pit Out		43.721	92.5	48.460			9:48.774		29	39.445		40.801	100.2	47.529		248.8	2:07.775	
15	40.719		40.883	87.4	46.066		254.1	2:07.668		30	43.701		44.385	90.7	Pit In		210.9	2:26.286	

301										Porsche 991.1 Cup									
lap	Sect-1	Speed	Sect-2	Speed	Sect-3	Speed	TopSpeed	laptime	pit	lap	Sect-1	Speed	Sect-2	Speed	Sect-3	Speed	Topspeed	laptime	pit
1	Pit Out		52.085	91.3	56.462			2:41.053		32	40.443		41.547	88.0	53.294		254.1	2:15.284	
2	49.402	132.4	44.961	96.8	50.223		151.3	2:24.586		33	40.179		40.437	97.6	48.972		248.3	2:09.588	
3	44.479		42.583	91.8	48.983		159.5	2:16.045		34	40.713		41.558	104.1	49.532		254.1	2:11.803	
4	41.956		41.673	96.9	47.760		229.8	2:11.389		35	41.919		41.692	86.1	47.691		254.1	2:11.302	
5	42.958	131.2	41.614	98.4	47.940		251.7	2:12.512		36	40.524		40.673	94.4	<u>47.126</u>		<u>256.5</u>	2:08.323	
6	40.673		40.840	95.5	47.834		230.8	2:09.347		37	40.048		41.497	81.8	Pit In		254.7	2:22.656	
7	43.017		42.049	91.7	Pit In		213.0	2:25.594		38	Pit Out		45.502	85.6	49.820			5:50.149	
8	Pit Out		44.629	87.4	52.706			6:28.974		39	41.887		44.419	95.1	50.722		222.7	2:17.028	
9	41.936		44.310	88.6	58.991		243.8	2:25.237		40	41.895		43.296	93.8	50.183		221.3	2:15.374	
10	44.059		45.216	97.7	55.756		242.7	2:25.031		41	42.152		42.955	95.1	48.448		231.8	2:13.555	
11	43.291		42.512	92.9	49.160		244.9	2:14.963		42	44.450		44.029	96.5	55.004		229.8	2:23.483	
12	41.370		42.146	86.8	49.440		233.8	2:12.956		43	45.928		47.723	91.4	53.097		188.5	2:26.748	
13	42.745		43.457	84.3	49.167		231.8	2:15.369		44	42.463		45.263	94.7	53.074		215.1	2:20.800	
14	41.139		41.924	98.8	48.455		241.6	2:11.518		45	43.150	147.9	44.807	104.8	50.605		212.6	2:18.562	
15	9:13.997		48.720	82.0	54.668		229.8	10:57.385		46	43.422		42.976	100.9	Pit In		206.9	2:28.549	
16	43.731		45.650	77.7	51.852		209.7	2:21.233		47	Pit Out		43.479	90.7	50.208			18:05.791	



GEDLICH TEST

Test Day

21 - 24 January 2025

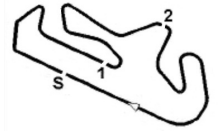
Laps and Sector Times - GEDLICH Racing - Race Test - 2

Autodromo Internacional Algarve - 4652mtr.

17	43.279	45.497	94.0	52.259	210.9	2:21.035	48	40.734	41.560	91.1	49.365	248.3	2:11.659	
18	44.155	45.801	80.2	50.910	208.1	2:20.866	49	40.206	40.671	102.2	48.461	248.8	2:09.338	
19	43.502	46.101	94.2	50.650	214.3	2:20.253	50	40.730	133.0	43.385	103.2	48.814	251.7	2:12.929
20	43.589	45.048	89.6	51.157	220.9	2:19.794	51	39.516	153.6	40.381	90.7	1:03.371	248.8	2:23.268
21	42.752	44.046	87.3	49.618	220.9	2:16.416	52	47.258	48.452	88.2	49.765	175.9	2:25.475	
22	41.808	44.809	92.2	Pit In	227.4	<u>2:29.275</u>	53	<u>39.021</u>	<u>161.0</u>	<u>40.099</u>	94.2	47.598	253.5	<u>2:06.718</u>
23	Pit Out	42.561	85.9	50.698		<u>9:36.278</u>	54	42.609	42.965	91.4	Pit In	252.3	<u>2:28.207</u>	
24	40.871	41.761	86.1	51.261	252.9	2:13.893	55	Pit Out	44.406	99.4	48.808		<u>5:43.016</u>	
25	41.267	41.275	95.3	48.687	217.7	2:11.229	56	42.511	42.312	98.6	48.678	238.4	2:13.501	
26	40.572	41.781	86.6	48.392	251.7	2:10.745	57	42.823	44.782	101.4	49.953	224.5	2:17.558	
27	40.836	41.176	95.2	48.689	250.6	2:10.701	58	41.506	42.791	93.6	49.570	228.8	2:13.867	
28	41.133	132.5	43.830	85.4	48.728	252.3	2:13.691	59	41.464	42.914	98.6	48.975	232.8	2:13.353
29	40.300	41.223	86.1	47.764	254.1	2:09.287	60	43.558	44.339	<u>109.4</u>	49.815	234.3	2:17.712	
30	40.049	42.570	87.0	1:35.272	255.3	2:57.891	61	44.400	43.708	103.8	Pit In	208.9	<u>2:32.892</u>	
31	45.230	51.363	94.2	52.846	241.1	2:29.439	62							

703										Ginetta G61-LT-P3 Evo										
lap	Sect-1	Speed	Sect-2	Speed	Sect-3	Speed	TopSpeed	laptime	pit	lap	Sect-1	Speed	Sect-2	Speed	Sect-3	Speed	Topspeed	laptime	pit	
1	Pit Out	155.4	39.981	112.6	45.080			2:02.414		22	38.121	<u>180.3</u>	38.391	111.3	44.807		259.6	2:01.319		
2	37.955	166.4	37.894	121.2	43.304		248.8	1:59.153		23	38.156		39.769	93.6	Pit In		260.9	2:12.494		
3	38.075	170.6	38.123	124.1	42.933		254.1	1:59.131		24	Pit Out		38.395	108.9	48.336			6:00.402		
4	37.222	172.0	38.029	116.4	43.487		255.9	1:58.738		25	37.463		37.674	116.8	44.650		259.6	1:59.787		
5	36.961		37.016	120.9	43.437		257.8	1:57.414		26	37.245		37.850	115.3	44.850		260.2	1:59.945		
6	37.493		37.018	125.1	<u>42.893</u>		257.8	1:57.404		27	37.404		38.254	113.7	Pit In		261.5	2:09.002		
7	36.901		<u>36.656</u>	125.4	44.000		258.4	1:57.557		28	Pit Out		40.839	104.7	46.250			22:42.431		
8	37.203		37.492	117.4	Pit In		259.0	<u>2:06.147</u>		29	36.815		37.199	109.0	43.217		258.4	1:57.231		
9	Pit Out		38.122	125.6	43.269			20:54.991		30	37.541		37.994	108.5	44.292		260.2	1:59.827		
10	38.492		37.017	<u>129.5</u>	43.465		255.9	1:58.974		31	37.013		37.610	117.0	44.332		258.4	1:58.955		
11	37.058		37.154	122.4	43.013		<u>262.8</u>	1:57.225		32	37.194		39.360	110.3	45.193		261.5	2:01.747		
12	8:17.860		40.440	108.8	43.979		262.1	<u>9:42.279</u>		33	37.945		38.560	111.6	Pit In		262.1	2:09.374		
13	37.099		38.281	117.0	43.803		262.1	1:59.183		34	Pit Out		38.438	111.8	43.837			6:11.105		
14	37.004		57.748	123.0	Pit In		259.0	<u>2:24.721</u>		35	37.086		37.463	115.1	44.271		260.2	1:58.820		
15	Pit Out		41.789	97.1	47.067			13:15.964		36	37.062		37.541	122.2	46.069		259.6	2:00.672		
16	39.149		39.105	109.1	44.943		240.0	2:03.197		37	37.634		40.656	104.8	Pit In		259.0	2:10.655		
17	37.973		38.787	108.9	45.060		257.1	2:01.820		38	Pit Out		38.634	118.0	43.396			8:24.565		
18	38.027		38.619	111.3	44.672		259.0	2:01.318		39	<u>36.475</u>		37.044	122.7	43.244		260.2	<u>1:56.763</u>		
19	38.401		38.521	111.2	44.780		260.2	2:01.702		40	37.205		37.255	122.6	44.157		259.6	1:58.617		
20	37.717		38.686	109.1	44.554		257.8	2:00.957		41	36.485		37.433	114.6	Pit In		260.2	2:05.555		
21	37.915		39.018	104.0	45.331		260.9	2:02.264		42										

777										Ferrari 296 GT3									
lap	Sect-1	Speed	Sect-2	Speed	Sect-3	Speed	TopSpeed	laptime	pit	lap	Sect-1	Speed	Sect-2	Speed	Sect-3	Speed	Topspeed	laptime	pit
1	Pit Out		42.518	102.0	49.323			2:13.208		17	38.824		42.138	101.2	Pit In		260.2	2:15.993	
2	37.354		37.690	119.7	44.110		262.8	1:59.154		18	Pit Out	168.8	39.192	113.6	44.383			3:53.077	
3	36.879		38.586	115.3	44.390		263.4	1:59.855		19	38.434	177.6	38.654	115.5	44.511		260.9	2:01.599	
4	37.378		38.067	108.5	48.193		261.5	2:03.638		20	38.397		39.266	87.0	45.094		260.9	2:02.757	
5	37.650		37.666	113.7	Pit In		263.4	<u>2:07.813</u>		21	38.206		39.068	89.0	45.365		260.9	2:02.639	
6	Pit Out		37.621	116.1	50.509			4:48.511		22	38.152		39.522	100.9	45.194		261.5	2:02.868	
7	22:58.584	0.1	40.826	101.8	45.315		262.8	<u>24:24.725</u>		23	1:03.132		41.545	87.4	Pit In		261.5	2:40.817	
8	38.509	164.6	39.053	111.5	44.515		258.4	2:02.077		24	Pit Out	177.6	38.376	118.9	43.643			53:01.042	



GEDLICH TEST

Test Day

21 - 24 January 2025

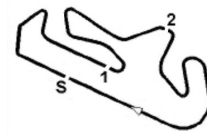
Laps and Sector Times - GEDLICH Racing - Race Test - 2

Autodromo Internacional Algarve - 4652mtr.

9	37.890	38.839	104.7	44.500	258.4	2:01.229	25	37.192	37.248	117.5	43.897	260.2	<u>1:58.337</u>	
10	38.578	39.378	110.9	45.449	258.4	2:03.405	26	36.857	37.530	<u>122.6</u>	44.125	260.2	1:58.512	
11	38.564	38.863	105.4	45.441	260.9	2:02.868	27	<u>36.575</u>	37.528	117.3	44.481	260.2	1:58.584	
12	39.749	38.886	105.2	44.832	258.4	2:03.467	28	38.123	174.5	39.065	98.5	Pit In	262.8	2:13.465
13	38.851	38.988	109.4	45.026	261.5	2:02.865	29	Pit Out	56.856	87.2	Pit In		43:33.153	
14	38.527	38.988	111.9	45.162	260.9	2:02.677	30	Pit Out	<u>36.501</u>	103.7	<u>41.422</u>		5:10.520	
15	39.126	40.359	101.1	45.512	260.9	2:04.997	31	38.385						
16	38.425	40.039	99.0	45.237	260.2	2:03.701	32		42.535	98.0	Pit In	<u>264.1</u>	2:14.960	

812										KTM X-Bow GT2									
lap	Sect-1	Speed	Sect-2	Speed	Sect-3	Speed	TopSpeed	laptime	pit	lap	Sect-1	Speed	Sect-2	Speed	Sect-3	Speed	Topspeed	laptime	pit
1	Pit Out	103.3	50.201	87.0	Pit In			2:44.508		28	41.497		40.587	104.1	46.740		265.4	2:08.824	
2	Pit Out	131.7	45.254	95.6	50.472			4:48.652		29	38.552	<u>168.5</u>	39.170	109.2	46.257		264.7	2:03.979	
3	41.471	164.9	44.273	92.5	Pit In		244.9	2:22.194		30	39.817		39.429	104.7	47.782		264.1	2:07.028	
4	Pit Out	136.9	44.987	96.9	51.272			3:54.017		31	40.645		40.107	104.3	47.588		265.4	2:08.340	
5	49.072	147.1	43.066	101.9	Pit In		241.6	2:27.546		32	38.525		39.232	111.1	Pit In		263.4	2:12.867	
6	Pit Out		43.087	96.9	49.202			7:36.392		33	Pit Out		43.180	103.8	49.067			21:43.254	
7	41.426	150.8	42.106	108.5	48.749		257.1	2:12.281		34	38.911		39.785	110.9	48.519		261.5	2:07.215	
8	39.900		41.803	108.3	47.883		252.9	2:09.586		35	39.637		40.741	106.1	48.091		249.4	2:08.469	
9	40.235		41.843	105.0	49.523		255.9	2:11.601		36	41.570	162.9	40.443	110.3	47.463		262.8	2:09.476	
10	39.809	157.2	42.604	100.9	47.944		260.2	2:10.357		37	38.900		39.796	108.7	Pit In		266.0	2:13.876	
11	39.692	157.9	44.141	92.8	Pit In		262.1	2:21.476		38	Pit Out		40.566	107.6	48.344			20:19.333	
12	Pit Out		42.662	103.8	49.511			11:02.402		39	40.841	154.9	39.626	105.4	45.866		262.8	2:06.333	
13	43.365		41.201	110.0	47.842		250.0	2:12.408		40	38.042		40.811	110.3	Pit In		266.7	2:12.878	
14	7:20.938		41.917	97.5	47.968		263.4	8:50.823		41	Pit Out		38.235	106.7	45.225			11:01.675	
15	40.143		42.561	106.2	49.623		263.4	2:12.327		42	37.544		37.910	103.6	<u>44.299</u>		266.7	1:59.753	
16	41.723		42.389	112.0	49.099		244.9	2:13.211		43	36.925		37.954	107.8	44.486		267.3	1:59.365	
17	40.001		41.727	107.5	Pit In		259.6	2:18.406		44	36.875		38.529	105.4	Pit In			<u>270.0</u>	2:08.522
18	Pit Out		40.890	110.9	48.954			4:29.729		45	Pit Out		37.513	115.0	46.310			5:54.096	
19	40.214		41.305	112.6	47.641		259.6	2:09.160		46	36.528		39.209	<u>116.4</u>	47.074		267.3	2:02.811	
20	40.098		40.621	105.0	47.144		260.2	2:07.863		47	36.845		37.971	111.6	45.013		263.4	1:59.829	
21	39.450		40.515	107.1	Pit In		260.2	2:16.187		48	36.690		38.272	109.2	Pit In		268.0	2:07.704	
22	Pit Out		41.550	99.4	48.038			7:52.251		49	Pit Out		38.003	106.4	44.496			7:39.947	
23	39.539		40.622	109.2	48.037		266.0	2:08.198		50	<u>36.303</u>		<u>37.422</u>	103.3	45.435		266.7	<u>1:59.160</u>	
24	39.566		40.070	104.4	46.982		262.8	2:06.618		51	36.350		37.944	111.8	Pit In		266.7	2:08.633	
25	39.645		41.801	98.5	Pit In		263.4	2:18.798		52	Pit Out		38.637	104.5	45.313			4:30.504	
26	Pit Out	154.5	40.519	101.7	47.190			10:51.892		53	36.717		38.960	109.5	46.055		262.1	2:01.732	
27	39.411		39.914	109.5	46.749		264.1	2:06.074		54	37.799		39.727	101.7	Pit In		264.7	2:11.023	

911										Porsche 992 GT3 CUP									
lap	Sect-1	Speed	Sect-2	Speed	Sect-3	Speed	TopSpeed	laptime	pit	lap	Sect-1	Speed	Sect-2	Speed	Sect-3	Speed	Topspeed	laptime	pit
1	Pit Out		39.758	105.2	46.135			2:04.958		17	38.911	<u>169.5</u>	39.417	98.5	46.441		255.9	2:04.769	
2	39.998		40.083	101.3	46.457		256.5	2:06.538		18	38.735		39.567	92.1	46.570		257.1	2:04.872	
3	40.020		39.225	106.0	46.823		248.3	2:06.068		19	41.995		42.137	93.6	Pit In		207.3	2:21.865	
4	38.730		39.511	105.7	46.184		259.0	2:04.425		20	Pit Out		39.916	108.8	44.559			9:02.327	
5	39.757		39.506	105.8	46.718		255.9	2:05.981		21	37.732		38.203	109.3	45.234		255.9	2:01.169	
6	38.829		39.358	109.4	46.576		258.4	2:04.763		22	38.031		38.196	102.6	47.643		256.5	2:03.870	
7	39.064		39.414	105.8	Pit In		<u>259.6</u>	2:12.434		23	43.311		38.510	103.0	46.034		216.4	2:07.855	
8	Pit Out		39.930	102.1	53.062			11:02.117		24	37.496		38.853	99.4	44.787		257.8	2:01.136	
9	38.863		38.995	114.3	46.379		257.8	2:04.237		25	37.665		37.976	102.2	45.270		257.8	2:00.911	



GEDLICH TEST

Test Day

21 - 24 January 2025

Laps and Sector Times - GEDLICH Racing - Race Test - 2

Autodromo Internacional Algarve - 4652mtr.

10	38.572	39.036	117.3	46.836	<u>259.6</u>	2:04.444	26	37.922	44.927	97.1	Pit In	256.5	2:20.031	
11	38.937	39.287	106.8	46.464	257.1	2:04.688	27	Pit Out	43.424	101.1	48.829		14:03.079	
12	38.982	40.183	108.4	Pit In	<u>259.6</u>	2:12.733	28	39.901	38.257	108.2	44.468	202.2	2:02.626	
13	Pit Out	47.329	93.4	49.257		1:12:22.995	29	37.199	36.516	117.3	42.949	254.7	1:56.664	
14	39.342	40.623	107.7	46.906	252.3	2:06.871	30	<u>35.778</u>	<u>35.687</u>	<u>122.7</u>	43.123	258.4	<u>1:54.588</u>	
15	39.360	156.1	39.550	96.9	47.301	255.9	2:06.211	31	37.499	36.314	119.9	<u>42.384</u>	254.7	1:56.197
16	39.047	153.0	39.312	113.3	46.730	256.5	2:05.089	32	48.053	47.032	95.8	Pit In	229.8	2:33.937

992										Porsche 992 SSR									
lap	Sect-1	Speed	Sect-2	Speed	Sect-3	Speed	TopSpeed	laptime	pit	lap	Sect-1	Speed	Sect-2	Speed	Sect-3	Speed	Topspeed	laptime	pit
1	Pit Out		<u>39.028</u>	<u>100.7</u>	<u>43.695</u>			1:59.245		2	<u>42.016</u>		42.415	97.8	Pit In		<u>249.4</u>	2:21.436	