

### GEDLICH TEST

Test Day

21 - 24 January 2025

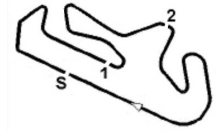
Laps and Sector Times - GEDLICH Racing - Race Test - 2

Autodromo Internacional Algarve - 4652mtr.

1										PAGANI HUAYRA R EVO									
lap	Sect-1	Speed	Sect-2	Speed	Sect-3	Speed	TopSpeed	laptime	pit	lap	Sect-1	Speed	Sect-2	Speed	Sect-3	Speed	Topspeed	laptime	pit
1	Pit Out		34.443	<u>132.2</u>	39.567			1:48.849		8	31.191		31.818	120.7	37.576		309.5	1:40.585	
2	32.116		32.424	126.0	37.907		304.2	1:42.447		9	35.538		34.960	130.8	Pit In		<u>312.1</u>	1:56.526	
3	31.479		31.872	124.1	38.110		308.6	1:41.461		10	Pit Out		32.318	123.0	37.520			31:59.827	
4	31.577		31.624	131.4	38.238		311.2	1:41.439		11	<u>30.957</u>		31.749	126.2	37.640			1:40.346	
5	36.913		32.963	124.6	Pit In			1:54.649		12	31.041		<u>31.507</u>	122.4	37.534		311.2	<u>1:40.082</u>	
6	Pit Out	<u>198.9</u>	33.223	106.3	39.110			1:06:47.325		13	31.114				Pit In		309.5	2:01.197	
7	31.438	195.3	32.238	123.0	<u>37.247</u>		305.9	1:40.923		14			33.478	116.1					

3										Duqueine D08									
lap	Sect-1	Speed	Sect-2	Speed	Sect-3	Speed	TopSpeed	laptime	pit	lap	Sect-1	Speed	Sect-2	Speed	Sect-3	Speed	Topspeed	laptime	pit
1	Pit Out		40.490	113.1	42.948			2:04.043		22	Pit Out		56.022	77.9	57.287			1:04:29.864	
2	37.012		35.325	124.4	39.895		233.3	1:52.232		23	44.895	132.8	45.012	75.9	47.817		198.5	2:17.724	
3	34.080		32.849	128.9	37.355		262.1	1:44.284		24	38.988	152.8	37.774	97.6	41.451		243.8	1:58.213	
4	33.049		32.296	129.3	37.268		266.7	1:42.613		25	35.024	160.0	35.184	114.2	39.361		261.5	1:49.569	
5	32.491		34.566	131.9	37.778		270.0	1:44.835		26	33.390	166.2	34.102	114.5	38.215		265.4	1:45.707	
6	35.047		34.038	119.1	Pit In		268.0	1:54.471		27	32.925	180.3	33.892	114.4	38.038		266.0	1:44.855	
7	Pit Out		38.834	101.8	43.678			23:31.762		28	34.143	173.4	34.221	107.9	38.602		270.7	1:46.966	
8	36.604		36.006	114.8	40.567		260.2	1:53.177		29	33.619	196.4	33.583	117.8	38.427		267.3	1:45.629	
9	35.001		36.729	119.2	39.338		263.4	1:51.068		30	32.770	184.9	33.865	116.3	38.013		267.3	1:44.648	
10	33.862		35.393	120.1	39.246		267.3	1:48.501		31	32.750	191.2	34.094	114.5	37.792		266.0	1:44.636	
11	34.072		34.983	110.2	39.573		266.0	1:48.628		32	32.805	190.5	33.686	117.1	38.493		266.7	1:44.984	
12	10:54.239		36.762	112.6	41.807		264.1	12:12.808		33	33.160		33.662	118.2	38.209		265.4	1:45.031	
13	34.032		34.644	133.8	39.734		259.0	1:48.410		34	32.680		34.117	109.0	37.789		268.0	1:44.586	
14	34.467		34.529	120.4	39.439		266.7	1:48.435		35	32.938		33.678	115.1	38.157		267.3	1:44.773	
15	33.298		34.200	117.3	38.315		264.7	1:45.813		36	33.165	198.2	33.199	123.4	38.133		268.0	1:44.497	
16	33.911		34.447	115.9	40.840		268.0	1:49.198		37	32.596		34.424	110.4	Pit In		268.7	1:54.955	
17	33.309		34.227	118.9	39.271		261.5	1:46.807		38	Pit Out		32.393	135.3	36.905			4:51.420	
18	33.739		34.154	116.9	38.750		268.0	1:46.643		39	32.319	199.6	31.853	134.7	36.726		270.0	1:40.898	
19	33.300		34.162	122.0	38.369		266.7	1:45.831		40	31.470	209.3	<u>31.670</u>	135.8	<u>36.454</u>		270.0	<u>1:39.594</u>	
20	33.138		34.259	106.6	40.048		269.3	1:47.445		41	31.319	211.8	31.754	138.6	36.905		<u>271.4</u>	1:39.978	
21	33.184		34.282	105.0	Pit In		267.3	1:55.350		42	<u>31.163</u>	<u>217.7</u>	31.721	<u>138.8</u>	Pit In		<u>271.4</u>	1:45.640	

6										Ligier JSP325									
lap	Sect-1	Speed	Sect-2	Speed	Sect-3	Speed	TopSpeed	laptime	pit	lap	Sect-1	Speed	Sect-2	Speed	Sect-3	Speed	Topspeed	laptime	pit
1	Pit Out		47.707	88.9	50.473			2:22.794		27	32.460	195.3	32.249	132.7	37.925		268.0	1:42.634	
2	40.675		38.704	107.4	42.648		235.3	2:02.027		28	32.331	190.8	32.461	121.2	37.744		270.0	1:42.536	
3	35.746		34.956	115.8	40.042		258.4	1:50.744		29	32.507	194.6	32.389	129.3	37.852		270.0	1:42.748	
4	34.091		33.923	118.9	38.566		261.5	1:46.580		30	32.093	203.4	32.709	134.2	37.597		270.0	1:42.399	
5	32.952		33.112	125.9	39.574		264.1	1:45.638		31	31.869	200.0	32.359	130.3	37.296		270.7	1:41.524	
6	33.000		32.846	129.3	38.943		265.4	1:44.789		32	32.228	201.9	32.560	127.8	Pit In		269.3	1:47.357	
7	9:39.500		36.919	120.8	38.938		264.7	10:55.357		33	Pit Out	161.0	37.098	122.0	Pit In			5:19.191	
8	33.581		34.683	127.5	38.845		262.1	1:47.109		34	Pit Out	198.5	33.332	125.7	37.756			2:24.659	
9	33.695		33.221	119.9	38.490		264.1	1:45.406		35	31.969	202.2	32.389	129.0	37.913		267.3	1:42.271	
10	32.949		34.058	127.1	38.384		266.7	1:45.391		36	32.773	201.1	32.459	131.4	37.036		259.0	1:42.268	
11	32.712		32.696	124.3	38.227		268.0	1:43.635		37	31.819	202.2	33.729	133.8	36.824		270.7	1:42.372	
12	11:05.035		34.887	126.6	39.179		268.0	12:19.101		38	32.048	203.0	33.125	129.5	38.769		270.0	1:43.942	
13	32.869		32.497	<u>149.4</u>	39.179		262.8	1:44.545		39	32.131	206.5	32.289	134.8	37.590		265.4	1:42.010	
14	32.474		32.536	133.5	37.999		264.7	1:43.009		40	31.857	206.5	32.239	129.5	37.186		270.0	1:41.282	
15	32.172		32.249	134.3	38.522		264.7	1:42.943		41	31.803	211.8	32.250	129.3	37.005		270.0	1:41.058	



## GEDLICH TEST

Test Day

21 - 24 January 2025

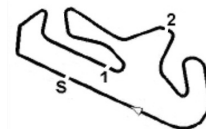
Laps and Sector Times - GEDLICH Racing - Race Test - 2

Autodromo Internacional Algarve - 4652mtr.

16	32.815	32.224	141.5	37.905	267.3	1:42.944	42	31.631	215.1	32.255	132.0	Pit In	270.7	1:48.774	
17	31.837	31.995	143.8	37.622	265.4	1:41.454	43	Pit Out		32.373	140.1	37.230		7:02.654	
18	33.778	32.206	136.4	Pit In	266.7	1:50.272	44	32.177		31.751	136.4	36.931	268.7	1:40.859	
19	Pit Out	32.756	131.4	38.059		9:58.373	45	31.439		<u>31.657</u>	135.2	37.131	268.7	1:40.227	
20	32.094	32.338	141.0	38.790	266.0	1:43.222	46	31.323	<u>215.6</u>	31.879	136.7	36.883	270.0	1:40.085	
21	32.251	32.118	136.5	37.345	267.3	1:41.714	47	31.388	211.4	31.773	136.0	36.849	269.3	1:40.010	
22	33.089	32.217	139.4	37.193	268.0	1:42.499	48	33.377		33.357	132.8	36.935	270.0	1:43.669	
23	34:58.713	177.9	35.128	120.0	38.927	268.7	36:12.768	49	31.956	192.9	32.496	137.8	<u>36.577</u>	<u>272.0</u>	1:41.029
24	34.266	187.8	33.006	127.1	37.996	262.1	1:45.268	50	<u>31.202</u>	214.3	31.839	133.2	36.848	271.4	<u>1:39.889</u>
25	32.841	191.5	32.752	128.7	38.105	265.4	1:43.698	51	31.770	193.2	33.125	132.8	Pit In	271.4	1:49.268
26	32.555	194.9	32.552	134.2	37.721	267.3	1:42.828	52							

10		Ligier JSP320																	
lap	Sect-1	Speed	Sect-2	Speed	Sect-3	Speed	TopSpeed	laptime	pit	lap	Sect-1	Speed	Sect-2	Speed	Sect-3	Speed	TopSpeed	laptime	pit
1	Pit Out		34.935	117.0	38.787			1:51.054		22	33.762		33.962	117.9	39.238		254.1	1:46.962	
2	33.019		32.680	131.1	38.918		257.1	1:44.617		23	33.583		34.069	115.6	39.064		259.0	1:46.716	
3	33.652		32.186	138.5	38.390		257.8	1:44.228		24	48:18.894		35.965	106.1	39.693		257.1	49:34.552	
4	32.105		32.838	130.4	37.873		260.9	1:42.816		25	33.303	194.6	33.422	111.2	37.946		258.4	1:44.671	
5	32.716		34.322	125.1	Pit In		262.1	1:56.288		26	32.500	199.6	33.289	117.0	37.998		259.6	1:43.787	
6	Pit Out		36.836	109.9	40.875			22:38.944		27	32.322	205.7	32.921	123.6	37.722		260.2	1:42.965	
7	35.507		33.787	108.2	38.838		257.1	1:48.132		28	32.571	202.2	32.877	127.7	38.608		259.6	1:44.056	
8	34.595		35.677	110.0	39.241		258.4	1:49.513		29	32.524	199.3	33.612	113.2	Pit In		260.2	1:53.950	
9	33.676		35.624	108.0	39.052		259.0	1:48.352		30	Pit Out	205.7	32.711	<u>149.6</u>	37.397			4:03.679	
10	34.354		34.784	107.9	Pit In		260.9	1:58.732		31	31.792	210.5	32.188	139.7	37.461		261.5	1:41.441	
11	Pit Out		34.101	112.3	39.244			11:37.715		32	31.785	212.2	32.317	123.3	<u>36.892</u>		260.2	<u>1:40.994</u>	
12	33.625		33.392	118.0	38.802		258.4	1:45.819		33	31.749	<u>213.4</u>	<u>32.140</u>	131.9	37.168		262.1	1:41.057	
13	32.916		33.453	116.0	38.929		257.8	1:45.298		34	<u>31.712</u>	206.9	32.214	129.5	Pit In		<u>263.4</u>	1:51.760	
14	32.941		33.384	112.6	38.636		259.0	1:44.961		35	Pit Out	154.1	33.993	119.7	39.140			5:03.559	
15	32.971		37.004	108.8	Pit In		259.6	1:58.692		36	33.120	171.4	33.838	119.9	38.559		257.1	1:45.517	
16	Pit Out		36.205	111.3	41.333			5:14.341		37	32.566	193.5	33.351	120.3	38.162		259.6	1:44.079	
17	35.757		36.757	104.7	40.064		252.9	1:52.578		38	33.154		33.122	123.6	38.449		259.6	1:44.725	
18	34.632		34.523	110.2	39.339		255.3	1:48.494		39	32.552	185.9	32.997	124.0	37.974		260.9	1:43.523	
19	34.304		34.230	123.6	40.038		256.5	1:48.572		40	34.369		33.512	113.3	39.408		259.6	1:47.289	
20	34.280		34.082	118.9	39.069		252.9	1:47.431		41	33.273		33.138	117.3	38.769		260.9	1:45.180	
21	33.965		33.843	118.0	41.228		258.4	1:49.036		42	33.364	181.5	34.939	107.2	Pit In		259.0	1:55.410	

11		Aston Martin Vantage AMR GT3																	
lap	Sect-1	Speed	Sect-2	Speed	Sect-3	Speed	TopSpeed	laptime	pit	lap	Sect-1	Speed	Sect-2	Speed	Sect-3	Speed	TopSpeed	laptime	pit
1	Pit Out		33.572	119.7	38.851			1:45.663		14	10:34.975		36.597	111.3	41.875		264.7	11:53.447	
2	32.931		<u>32.767</u>	<u>128.6</u>	<u>38.522</u>		266.0	<u>1:44.220</u>		15	35.415		34.971	119.5	41.129		264.7	1:51.515	
3	32.814		33.246	116.9	Pit In		269.3	1:54.133		16	35.184		36.449	122.6	40.862		265.4	1:52.495	
4	Pit Out		38.887	106.0	47.679			3:47.055		17	34.892		35.320	117.6	40.348		266.0	1:50.560	
5	40.992		39.145	103.0	Pit In		254.1	2:09.151		18	34.772		34.286	125.9	40.681		263.4	1:49.739	
6	Pit Out		35.938	108.5	42.483			3:17.525		19	34.388		33.837	121.6	40.056		266.0	1:48.281	
7	35.463		34.762	114.4	39.954		264.1	1:50.179		20	33.823		34.022	123.0	40.362		265.4	1:48.207	
8	33.488		35.059	119.2	40.258		267.3	1:48.805		21	35.336		34.223	116.1	Pit In		266.0	1:56.168	
9	10:21.560		36.495	115.1	42.185		267.3	11:40.240		22	Pit Out		33.496	124.0	39.617			5:43.475	
10	46.355		34.673	128.3	41.540		262.8	2:02.568		23	33.092		33.686	109.8	39.825		266.0	1:46.603	
11	35.149		35.465	115.5	41.951		262.8	1:52.565		24	33.330		33.471	116.8	39.004		267.3	1:45.805	
12	34.519		34.652	125.6	42.091		264.1	1:51.262		25	<u>32.795</u>		33.385	123.9	39.417		270.0	1:45.597	



## GEDLICH TEST

Test Day

21 - 24 January 2025

Laps and Sector Times - GEDLICH Racing - Race Test - 2

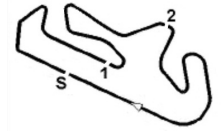
Autodromo Internacional Algarve - 4652mtr.

13	34.691	35.040	123.0	41.073	266.0	1:50.804	26	33.278	33.242	118.8	38.837	<u>270.7</u>	1:45.357
----	--------	--------	-------	--------	-------	----------	----	--------	--------	-------	--------	--------------	----------

20										Ligier JSP320									
lap	Sect-1	Speed	Sect-2	Speed	Sect-3	Speed	TopSpeed	laptime	pit	lap	Sect-1	Speed	Sect-2	Speed	Sect-3	Speed	Topspeed	laptime	pit
1	Pit Out		38.447	101.4	41.431			1:57.922		24	Pit Out	184.3	33.471	114.9	37.703			4:20.282	
2	35.648		36.387	103.2	39.263		255.3	1:51.298		25	32.389	198.5	32.608	124.0	37.614		263.4	1:42.611	
3	36.626		33.558	118.6	38.713		258.4	1:48.897		26	31.913	201.1	32.645	128.6	37.797		262.8	1:42.355	
4	33.451		33.606	120.7	38.532		260.9	1:45.589		27	33.091	167.4	36.104	111.7	40.298		<u>267.3</u>	1:49.493	
5	33.206		33.372	119.6	38.329		261.5	1:44.907		28	33.072	188.8	32.972	126.2	39.044		258.4	1:45.088	
6	33.335		33.422	121.9	39.380		262.8	1:46.137		29	33.073	196.4	32.925	122.4	37.903		262.8	1:43.901	
7	39.304		39.113	95.2	Pit In		216.9	2:12.883		30	32.432	196.7	32.842	122.7	37.792		264.1	1:43.066	
8	Pit Out		35.537	117.0	38.735			23:09.015		31	32.199	198.9	32.982	112.4	37.370		263.4	1:42.551	
9	34.585		34.665	120.4	39.419		257.1	1:48.669		32	32.618	193.2	32.767	119.2	37.665		266.0	1:43.050	
10	33.708		33.042	122.6	38.223		257.1	1:44.973		33	32.083	208.9	32.799	127.1	37.842		266.0	1:42.724	
11	33.520		34.813	120.3	38.071		260.2	1:46.404		34	32.128	203.4	33.023	<u>139.0</u>	37.725		265.4	1:42.876	
12	32.851		32.904	124.4	37.891		259.6	1:43.646		35	31.815	199.6	32.936	118.7	37.070		264.1	1:41.821	
13	23:47.567		33.723	120.3	38.480		260.2	24:59.770		36	32.329	193.5	33.393	116.3	37.439		263.4	1:43.161	
14	34.041		33.324	122.6	38.441		264.7	1:45.806		37	32.273	199.3	32.572	116.9	Pit In		266.0	1:49.480	
15	32.954		34.096	111.3	44.393		259.0	1:51.443		38	Pit Out	171.2	33.351	113.8	38.245			13:12.506	
16	32.954		33.318	120.3	37.811		253.5	1:44.083		39	32.263	197.8	32.295	125.1	37.219		262.1	1:41.777	
17	32.397		32.991	125.7	39.627		262.8	1:45.015		40	31.412	201.1	32.084	129.8	37.229		263.4	1:40.725	
18	32.235		32.675	126.5	37.475		261.5	1:42.385		41	31.276	214.7	<u>31.911</u>	133.7	37.394		263.4	1:40.581	
19	32.217		48.592	91.1	Pit In		262.8	2:07.589		42	31.347	<u>219.5</u>	31.979	133.8	37.204		262.8	<u>1:40.530</u>	
20	Pit Out	168.5	34.092	122.2	38.062			23:15.155		43	33.213	185.9	32.701	123.3	<u>36.993</u>		266.0	1:42.907	
21	32.076	197.1	33.081	117.5	39.396		259.6	1:44.553		44	31.328	207.7	31.941	134.5	37.413		265.4	1:40.682	
22	31.903	194.9	32.851	121.6	37.865		262.8	1:42.619		45	<u>31.182</u>	217.3	35.309	112.6	Pit In		263.4	1:51.730	
23	33.041	198.5	37.504	127.2	Pit In		264.7	2:02.122		46									

23										Ferrari 488 GT3									
lap	Sect-1	Speed	Sect-2	Speed	Sect-3	Speed	TopSpeed	laptime	pit	lap	Sect-1	Speed	Sect-2	Speed	Sect-3	Speed	Topspeed	laptime	pit
1	Pit Out		39.603	105.9	44.705			2:04.092		16	34.666		35.120	122.0	40.714		234.8	1:50.500	
2	38.694		36.842	114.2	42.558		220.0	1:58.094		17	35.061		34.969	117.5	40.546		259.6	1:50.576	
3	36.851		35.317	120.9	40.323		212.6	1:52.491		18	13:33.911	165.1	36.199	121.9	41.372			14:51.482	
4	38.123		36.877	119.7	Pit In		260.2	2:06.056		19	34.554	184.0	35.316	135.5	40.297		258.4	1:50.167	
5	Pit Out		37.747	116.0	44.770			4:47.447		20	34.312	177.3	34.458	129.7	40.548		259.6	1:49.318	
6	35.194		37.239	124.6	Pit In		259.6	2:07.713		21	34.391	177.9	34.668	128.0	40.968		259.6	1:50.027	
7	Pit Out		34.947	126.9	40.030			9:58.373		22	34.288	176.8	34.641	125.1	40.576		259.6	1:49.505	
8	10:21.004		34.031	133.5	39.351		261.5	11:34.386		23	34.461	189.5	34.670	127.7	40.593		259.6	1:49.724	
9	33.386		33.374	132.8	38.975		260.9	1:45.735		24	34.339	185.2	35.270	115.9	41.256		260.2	1:50.865	
10	34.550		33.207	129.0	38.902		262.8	1:46.659		25	35.431	181.8	34.537	124.3	Pit In		243.2	1:59.360	
11	33.216		33.848	124.4	39.910		<u>264.1</u>	1:46.974		26	Pit Out	166.7	35.575	127.7	39.601			3:56.519	
12	32.895		33.220	125.6	40.606		<u>264.1</u>	1:46.721		27	33.137	198.5	<u>33.113</u>	<u>140.1</u>	39.281		260.9	1:45.531	
13	29:25.148		37.396	109.6	42.825		261.5	30:45.369		28	32.975	206.5	33.291	123.0	38.831		262.8	1:45.097	
14	35.491		35.846	108.1	41.047		256.5	1:52.384		29	<u>32.709</u>	<u>207.3</u>	33.157	131.4	<u>38.596</u>		262.8	<u>1:44.462</u>	
15	34.531		35.847	123.3	41.465		259.6	1:51.843		30	32.773	199.3	34.648	124.4	Pit In		<u>264.1</u>	1:54.015	

24										McLaren 720 GT3									
lap	Sect-1	Speed	Sect-2	Speed	Sect-3	Speed	TopSpeed	laptime	pit	lap	Sect-1	Speed	Sect-2	Speed	Sect-3	Speed	Topspeed	laptime	pit
1	Pit Out		35.419	120.5	40.507			1:51.860		19	35.049		35.094	113.8	40.651		240.0	1:50.794	
2	33.722		33.583	136.4	39.079		260.2	1:46.384		20	34.246		35.431	114.9	Pit In		262.8	2:05.663	
3	33.107		33.580	140.8	38.662		263.4	1:45.349		21	Pit Out	188.5	34.216	131.2	39.142			20:00.961	



## GEDLICH TEST

Test Day

21 - 24 January 2025

Laps and Sector Times - GEDLICH Racing - Race Test - 2

Autodromo Internacional Algarve - 4652mtr.

4	32.970	33.290	136.0	Pit In	266.7	1:55.509	22	32.897	33.004	131.7	38.786	262.8	1:44.687	
5	Pit Out	39.405	107.8	45.076		27:15.051	23	32.742	203.8	33.072	133.0	38.729	265.4	1:44.543
6	36.510	37.536	115.1	42.997	252.3	1:57.043	24	32.634	205.7	33.255	138.5	Pit In	266.7	1:54.089
7	35.260	37.492	109.6	42.365	255.3	1:55.117	25	Pit Out	203.8	33.125	136.7	38.559		3:28.131
8	15:16.758	40.808	113.9	45.688	247.1	16:43.254	26	32.429	216.9	32.866	139.5	38.311	264.1	1:43.606
9	35.350	36.049	117.6	41.481	257.1	1:52.880	27	32.398	217.3	<u>32.748</u>	143.2	38.396	266.0	1:43.542
10	35.095	35.040	119.3	41.382	259.0	1:51.517	28	32.450	211.8	32.791	134.7	<u>38.296</u>	267.3	<u>1:43.537</u>
11	34.750	34.669	118.8	41.145	260.2	1:50.564	29	32.633	175.9	38.796	116.6	Pit In	<u>268.7</u>	2:04.558
12	34.071	34.972	117.9	40.967	262.1	1:50.010	30	Pit Out	203.8	33.217	134.8	38.695		3:49.918
13	34.285	34.888	115.4	40.452	260.9	1:49.625	31	32.572	<u>218.2</u>	33.287	137.1	Pit In	265.4	1:52.545
14	34.273	36.391	107.1	44.156	262.8	1:54.820	32	Pit Out	200.7	33.080	138.5	38.576		3:29.501
15	34.223	34.686	121.8	40.522	259.6	1:49.431	33	<u>32.268</u>	206.5	33.107	134.7	38.767	267.3	1:44.142
16	34.464	35.345	117.9	40.539	262.8	1:50.348	34	32.509	211.4	32.821	140.4	38.310	266.7	1:43.640
17	34.551	35.332	120.0	43.583	262.8	1:53.466	35	32.732	203.4	32.942	<u>145.2</u>	Pit In	<u>268.7</u>	1:54.899
18	34.747	35.699	111.9	41.850	251.7	1:52.296	36							

26	Porsche 992 GT3 Cup																		
lap	Sect-1	Speed	Sect-2	Speed	Sect-3	Speed	TopSpeed	laptime	pit	lap	Sect-1	Speed	Sect-2	Speed	Sect-3	Speed	Topspeed	laptime	pit
1	Pit Out		36.857	110.4	43.243			1:57.201		16	33.713	201.5	33.851	120.8	40.106		263.4	1:47.670	
2	35.071		35.220	117.5	41.960		256.5	1:52.251		17	33.870	196.7	34.204	114.2	Pit In		264.1	1:58.934	
3	34.446		34.717	119.9	40.957		261.5	1:50.120		18	Pit Out	162.2	34.799	118.3	40.334			6:43.747	
4	34.069		36.686	111.1	Pit In		262.1	2:00.427		19	34.031	181.8	35.712	115.8	40.269		260.2	1:50.012	
5	Pit Out		35.470	112.9	41.175			22:51.273		20	33.424	189.5	34.709	108.4	39.853		264.7	1:47.986	
6	34.575		34.705	114.9	40.528		259.6	1:49.808		21	<u>33.382</u>	<u>204.9</u>	33.645	117.0	<u>39.688</u>		<u>268.7</u>	<u>1:46.715</u>	
7	34.013		34.592	118.9	40.332		259.6	1:48.937		22	33.762	196.0	33.681	<u>121.6</u>	42.117		265.4	1:49.560	
8	36.533		35.361	120.0	40.504		228.8	1:52.398		23	33.427	202.6	<u>33.595</u>	115.0	39.833		265.4	1:46.855	
9	34.485		34.246	118.6	Pit In		261.5	1:57.041		24	36.005	172.8	34.821	113.9	Pit In		213.4	2:00.615	
10	Pit Out		34.869	115.1	41.270			6:15.260		25	Pit Out	171.7	35.506	111.2	41.087			12:49.453	
11	34.336		34.258	116.3	40.244		260.2	1:48.838		26	34.087	196.0	34.229	117.0	40.934		259.6	1:49.250	
12	34.888		34.481	121.2	40.844		262.8	1:50.213		27	34.790	179.4	34.821	114.8	40.630		262.1	1:50.241	
13	13:42.657	183.7	34.701	113.1	41.050		262.8	14:58.408		28	34.343	168.8	35.592	111.8	40.309		262.1	1:50.244	
14	34.506	187.2	34.657	111.6	40.336		259.0	1:49.499		29	33.874	198.9	34.235	121.2	40.603		263.4	1:48.712	
15	34.095	190.8	34.308	119.9	40.858		263.4	1:49.261		30	43.673	136.7	43.331	103.8	Pit In		264.7	2:19.919	

27	Ferrari 296 Challenge																		
lap	Sect-1	Speed	Sect-2	Speed	Sect-3	Speed	TopSpeed	laptime	pit	lap	Sect-1	Speed	Sect-2	Speed	Sect-3	Speed	Topspeed	laptime	pit
1	Pit Out		36.986	97.3	41.345			1:57.057		17	36.829	174.5	35.502	101.0	41.319			1:53.650	
2	35.961		34.623	107.4	40.489			1:51.073		18	34.644	185.9	35.082	105.6	42.140			1:51.866	
3	35.454		35.291	96.2	Pit In			2:03.265		19	33.631	<u>201.1</u>	34.649	106.8	40.897			1:49.177	
4	Pit Out		35.790	95.8	39.747		45:55.141			20	33.487		34.232	110.1	40.096			1:47.815	
5	33.391		34.017	107.2	41.177			1:48.585		21	33.725		34.102	113.9	Pit In			2:14.149	
6	33.264		37.756	97.1	41.290			1:52.310		22	Pit Out		39.078	94.1	45.490			15:59.673	
7	33.014		<u>33.268</u>	110.3	<u>39.083</u>			<u>1:45.365</u>		23	36.167		35.707	99.1	40.584			1:52.458	
8	<u>32.912</u>		34.739	95.8	Pit In			1:55.286		24	32.998		34.672	113.9	40.511			1:48.181	
9	Pit Out		36.631	98.4	41.690			5:06.091		25	35.095		34.966	105.1	40.873			1:50.934	
10	35.379		35.842	100.7	41.076			1:52.297		26	33.229		34.676	107.4	40.564			1:48.469	
11	35.083		36.359	100.1	41.360			1:52.802		27	33.187		33.807	104.8	39.489			1:46.483	
12	34.824		35.042	105.4	42.841			1:52.707		28	33.047		33.553	111.2	40.027			1:46.627	
13	33.868		34.754	107.8	40.688			1:49.310		29	33.269		35.678	114.4	Pit In			2:01.010	
14	34.117		35.955	112.3	41.453			1:51.525		30	Pit Out		35.867	97.1	41.313			4:00.128	



## GEDLICH TEST

Test Day

21 - 24 January 2025

Laps and Sector Times - GEDLICH Racing - Race Test - 2

Autodromo Internacional Algarve - 4652mtr.

15	34.101	34.695	110.1	40.686		1:49.482	31	33.351	34.540	108.1	40.030	1:47.921
16	24:15.802	37.455	95.1	44.271		25:37.528	32	33.119	33.775	<u>116.3</u>	Pit In	2:14.937

32										Ligier JSP4									
lap	Sect-1	Speed	Sect-2	Speed	Sect-3	Speed	TopSpeed	laptime	pit	lap	Sect-1	Speed	Sect-2	Speed	Sect-3	Speed	Topspeed	laptime	pit
1	Pit Out		38.879	105.2	44.143			2:02.489		13	34.729	<u>200.0</u>	34.647	122.0	40.825		248.8	1:50.201	
2	36.308		36.395	118.3	41.755		242.2	1:54.458		14	34.353	194.2	35.371	127.4	41.302		251.2	1:51.026	
3	35.251		35.341	123.1	41.535		247.7	1:52.127		15	<u>34.193</u>	188.5	34.525	118.7	40.748		251.2	1:49.466	
4	10:16.918		35.581	118.2	41.288		<u>252.9</u>	11:33.787		16	34.622	183.7	34.707	121.1	Pit In		250.0	1:57.321	
5	35.052		34.753	125.7	41.145		248.8	1:50.950		17	Pit Out	164.6	37.163	106.9	42.226			36:10.041	
6	35.507		34.200	125.0	40.739		250.0	1:50.446		18	35.379	172.5	35.652	113.9	41.269		250.6	1:52.300	
7	34.642		34.118	130.1	41.465		250.6	1:50.225		19	34.563	188.5	34.826	113.9	<u>40.497</u>		250.6	1:49.886	
8	34.477		<u>34.088</u>	<u>132.7</u>	40.976		250.6	1:49.541		20	34.410	192.9	34.432	118.7	40.707		250.0	1:49.549	
9	51:46.891		38.312	115.1	42.848		251.7	53:08.051		21	34.422	190.5	34.490	119.2	40.667		249.4	1:49.579	
10	36.700	171.7	37.015	92.8	43.411		244.9	1:57.126		22	34.311	196.4	34.146	124.6	40.509		248.8	<u>1:48.966</u>	
11	35.230	181.5	35.157	117.6	41.276		249.4	1:51.663		23	34.589	177.0	34.595	119.3	40.652		249.4	1:49.836	
12	35.862	167.7	35.316	120.4	41.558		<u>252.9</u>	1:52.736		24	34.816	185.2	34.636	124.3	Pit In		251.2	1:57.135	

33										Aston Martin Vantage AMR GT3									
lap	Sect-1	Speed	Sect-2	Speed	Sect-3	Speed	TopSpeed	laptime	pit	lap	Sect-1	Speed	Sect-2	Speed	Sect-3	Speed	Topspeed	laptime	pit
1	Pit Out		34.983	120.5	40.614			1:50.746		26	32.168	215.6	32.652	131.4	38.383		266.7	1:43.203	
2	33.782		34.273	119.9	40.708		260.2	1:48.763		27	32.015		33.911	107.2	39.517		268.0	1:45.443	
3	33.451		35.412	121.8	42.171		263.4	1:51.034		28	32.090	211.4	32.467	130.4	37.576		266.7	1:42.133	
4	36.865		37.065	117.3	40.716		264.1	1:54.646		29	<u>31.823</u>	215.6	32.472	128.4	37.747		268.0	1:42.042	
5	34.545		33.828	123.6	38.804		263.4	1:47.177		30	32.047		32.715	130.0	37.596		<u>268.7</u>	1:42.358	
6	33.055		33.341	127.2	38.603		266.0	1:44.999		31	32.047	213.4	32.508	134.3	40.026		267.3	1:44.581	
7	33.818		33.527	125.0	38.397		265.4	1:45.742		32	33.049	201.1	32.945	<u>136.7</u>	Pit In		267.3	1:52.730	
8	33.089		33.189	125.0	38.486		267.3	1:44.764		33	Pit Out	200.7	33.468	121.2	38.604			4:53.978	
9	12:34.360		33.846	124.1	39.852		265.4	13:48.058		34	33.340	210.1	33.032	126.0	38.198		266.0	1:44.570	
10	33.001		33.453	124.1	38.922		262.1	1:45.376		35	32.493	196.7	33.123	124.0	38.093		268.0	1:43.709	
11	32.377		34.090	126.9	38.405		265.4	1:44.872		36	32.336	211.8	32.644	132.2	38.013		266.7	1:42.993	
12	32.533		32.933	128.9	38.159		266.7	1:43.625		37	31.973	215.1	32.590	131.7	37.888		267.3	1:42.451	
13	12:48.828		33.538	123.6	38.138		267.3	14:00.504		38	32.619	211.8	32.686	126.3	37.826		268.0	1:43.131	
14	32.305		32.621	127.4	37.731		265.4	1:42.657		39	32.062	219.1	32.526	128.0	40.006		267.3	1:44.594	
15	32.120		32.472	127.5	37.521		266.7	1:42.113		40	32.688	212.2	32.513	133.2	37.949		264.1	1:43.150	
16	32.015		32.399	133.7	37.827		267.3	1:42.241		41	32.224	216.0	32.784	122.7	Pit In		266.0	1:50.365	
17	32.968		33.992	128.7	38.930		265.4	1:45.890		42	Pit Out	172.2	36.159	110.7	39.027			6:50.438	
18	32.405		34.135	128.9	38.822		264.1	1:45.362		43	32.436	208.5	<u>32.386</u>	134.8	<u>37.430</u>		266.7	1:42.252	
19	32.190		32.659	132.5	37.632		266.0	1:42.481		44	32.095	213.9	32.400	129.8	37.524		267.3	<u>1:42.019</u>	
20	32.855		32.982	135.5	39.096		<u>268.7</u>	1:44.933		45	32.024	<u>221.3</u>	33.721	115.0	38.725		266.7	1:44.470	
21	32.083		32.606	131.1	37.913		267.3	1:42.602		46	31.958	211.8	32.548	130.8	37.704		<u>268.7</u>	1:42.210	
22	35.257		34.230	119.2	41.296		203.4	1:50.783		47	32.195	216.9	32.586	132.4	38.369		<u>268.7</u>	1:43.150	
23	36.930		34.911	115.3	Pit In		197.8	1:58.973		48	32.021	208.5	32.643	126.3	38.001		267.3	1:42.665	
24	Pit Out	190.5	33.345	126.9	38.205			49:37.033		49	32.360	201.5	33.118	129.8	Pit In		<u>268.7</u>	1:51.181	
25	32.642	203.0	32.735	129.5	39.284		266.7	1:44.661		50									

39										Aston Martin Vantage AMR GT4									
lap	Sect-1	Speed	Sect-2	Speed	Sect-3	Speed	TopSpeed	laptime	pit	lap	Sect-1	Speed	Sect-2	Speed	Sect-3	Speed	Topspeed	laptime	pit
1	Pit Out		41.737	96.9	48.776			2:14.248		19	36.359		36.277	116.5	Pit In		245.5	2:00.834	
2	37.865		37.627	111.8	43.562		233.3	1:59.054		20	Pit Out		36.619	115.1	43.595			3:12.994	
3	36.663		36.660	122.6	42.829		241.1	1:56.152		21	37.989		37.546	118.9	42.434		227.4	1:57.969	



## GEDLICH TEST

Test Day

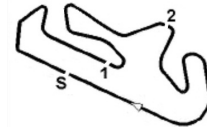
21 - 24 January 2025

Laps and Sector Times - GEDLICH Racing - Race Test - 2

Autodromo Internacional Algarve - 4652mtr.

4	36.249	36.016	<u>129.0</u>	42.806	243.2	1:55.071	22	35.703	36.369	122.0	42.344	247.1	1:54.416	
5	36.092	36.214	124.3	43.195	245.5	1:55.501	23	35.991	36.362	116.6	Pit In	247.7	2:00.525	
6	36.623	37.598	109.6	Pit In	243.8	<u>2:03.281</u>	24	Pit Out	45.500	99.5	49.413		4:49.971	
7	Pit Out	40.805	105.3	46.232		3:22.992	25	39.064	39.542	106.8	46.944	225.0	2:05.550	
8	37.855	37.548	122.7	44.959	242.2	2:00.362	26	37.471	41.207	111.8	42.730	244.3	2:01.408	
9	37.622	37.255	116.4	42.536	237.9	1:57.413	27	35.658	36.046	125.0	42.730	248.3	1:54.434	
10	38.467	36.698	124.7	42.421	244.9	1:57.586	28	<u>13:07.986</u>	37.394	123.1	41.984	<u>249.4</u>	14:27.364	
11	36.071	36.523	125.6	42.522	245.5	1:55.116	29	35.325	189.8	35.785	122.4	46.944	247.1	1:58.054
12	9:50.528	36.853	116.5	44.080	244.9	<u>11:11.461</u>	30	35.405	189.8	35.711	121.5	<u>41.667</u>	243.2	<u>1:52.783</u>
13	36.866	39.329	105.8	43.459	243.2	1:59.654	31	35.720	185.2	35.921	126.0	Pit In	248.8	1:59.065
14	36.937	36.427	113.9	42.788	242.7	1:56.152	32	Pit Out	176.8	36.325	120.1	42.326		3:52.761
15	37.356	37.144	110.9	Pit In	204.2	<u>2:03.549</u>	33	35.740	192.2	35.819	117.4	42.343	246.0	1:53.902
16	Pit Out	38.190	101.9	43.161		13:44.547	34	38.949	178.5	36.959	115.6	42.049	246.0	1:57.957
17	36.365	36.706	117.6	42.569	241.6	1:55.640	35	36.010	188.5	35.828	126.6	42.225	246.6	1:54.063
18	35.866	36.284	119.9	42.551	243.8	1:54.701	36	35.478	<u>193.5</u>	<u>35.667</u>	118.4	Pit In	248.3	<u>2:07.988</u>

66										Ligier JSP4										
Lap	Sect-1	Speed	Sect-2	Speed	Sect-3	Speed	TopSpeed	laptime	pit	Lap	Sect-1	Speed	Sect-2	Speed	Sect-3	Speed	Topspeed	laptime	pit	
1	Pit Out		45.477	94.4	52.240			<u>2:25.720</u>		31	35.457	167.2	35.556	110.1	40.759		250.6	1:51.772		
2	42.902		43.863	105.5	48.928		229.8	2:15.693		32	35.032	182.4	35.446	110.5	42.652		249.4	1:53.130		
3	41.354		41.687	113.9	48.192		245.5	2:11.233		33	35.107	177.0	35.458	115.6	41.122		251.2	1:51.687		
4	39.562		40.007	118.6	49.368		246.0	2:08.937		34	34.917	189.8	35.288	116.5	41.344		252.9	1:51.549		
5	44.081		39.957	117.5	Pit In		208.9	<u>2:27.381</u>		35	34.634	188.8	34.946	115.4	40.759		250.0	1:50.339		
6	Pit Out		38.266	125.9	46.151			<u>5:08.958</u>		36	34.539	<u>196.4</u>	35.694	115.4	40.646		250.6	1:50.879		
7	37.088		37.296	113.1	43.627		247.1	1:58.011		37	34.745	180.9	34.961	116.9	<u>40.132</u>		252.3	1:49.838		
8	9:32.368		38.813	123.4	47.877		248.3	<u>10:59.058</u>		38	34.731		34.796	120.0	40.454		252.3	1:49.981		
9	39.412		43.295	107.6	44.029		243.8	2:06.736		39	34.591	179.7	35.003	116.6	40.148		251.2	1:49.742		
10	38.223		36.552	117.3	42.369		240.0	1:57.144		40	<u>34.480</u>	188.2	34.828	115.4	Pit In		251.7	<u>1:59.462</u>		
11	35.901		35.735	127.5	43.337		250.0	1:54.973		41	Pit Out	163.6	37.240	113.0	42.610			<u>6:54.788</u>		
12	36.031		36.869	128.7	41.764		246.6	1:54.664		42	35.666	173.4	35.711	129.0	41.478		249.4	1:52.855		
13	10:51.900		37.210	118.9	43.761		248.8	<u>12:12.871</u>		43	34.941	184.3	35.498	124.3	40.839		249.4	1:51.278		
14	36.649		36.121	118.4	42.008		248.8	1:54.778		44	34.928	170.1	37.930	100.9	42.647		250.0	1:55.505		
15	35.475		37.142	113.0	43.769		250.0	1:56.386		45	34.890	175.9	35.083	126.0	40.582		248.3	1:50.555		
16	35.818		35.633	119.7	43.394		249.4	1:54.845		46	34.965	174.5	34.810	128.3	41.143		250.0	1:50.918		
17	37.830		35.798	120.1	41.460		249.4	1:55.088		47	35.752	169.3	35.465	121.9	41.632		248.8	1:52.849		
18	35.498		38.316	109.6	Pit In		250.0	<u>2:03.840</u>		48	34.990	179.7	34.796	126.8	41.206		250.0	1:50.992		
19	Pit Out		41.147	125.6	44.118			<u>8:50.119</u>		49	34.827	172.8	34.645	121.9	41.011		249.4	1:50.483		
20	36.222		35.921	133.7	41.899		246.0	1:54.042		50	34.739	183.1	37.924	119.7	Pit In		250.6	<u>2:08.146</u>		
21	35.222		35.469	138.1	41.811		247.7	1:52.502		51	Pit Out		40.862	91.7	46.178			<u>5:43.893</u>		
22	34.965		36.371	115.0	41.184		250.6	1:52.520		52	37.591	175.3	36.510	114.8	42.287		247.1	1:56.388		
23	14:20.666		36.412	133.2	41.290		252.3	<u>15:38.368</u>		53	36.689	157.7	36.545	113.1	42.146		248.3	1:55.380		
24	34.927	176.2	34.894	133.5	40.709		248.8	1:50.530		54	35.735	160.5	36.512	108.8	41.588		250.6	1:53.835		
25	34.523	183.4	<u>34.543</u>	<u>139.2</u>	40.572		248.8	<u>1:49.638</u>		55	36.970	142.5	36.155	116.5	41.748		250.6	1:54.873		
26	52.514	138.3	39.261	112.3	43.030		<u>255.3</u>	2:14.805		56	35.392	171.2	36.026	113.2	41.671		251.2	1:53.089		
27	35.328	168.8	35.506	128.4	40.838		250.0	1:51.672		57	35.702	170.3	36.222	110.3	42.193		251.7	1:54.117		
28	34.876	177.3	34.693	129.0	40.844		251.2	1:50.413		58	37.958	163.4	37.106	111.3	42.488		249.4	1:57.552		
29	35.188	170.3	35.663	130.8	Pit In		252.3	<u>2:03.837</u>		59	40.305	170.6	38.104	114.2	Pit In		187.5	<u>2:20.946</u>		
30	Pit Out	161.7	36.740	113.0	41.261			<u>7:48.594</u>		60										



## GEDLICH TEST

Test Day

21 - 24 January 2025

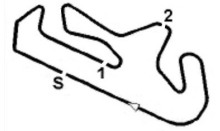
Laps and Sector Times - GEDLICH Racing - Race Test - 2

Autodromo Internacional Algarve - 4652mtr.

71										Nova NP02									
lap	Sect-1	Speed	Sect-2	Speed	Sect-3	Speed	TopSpeed	laptime	pit	lap	Sect-1	Speed	Sect-2	Speed	Sect-3	Speed	Topspeed	laptime	pit
1	Pit Out		41.261	91.1	43.506			<u>2:07.274</u>		8	35.333		35.166	121.6	39.042		259.6	1:49.541	
2	34.834		35.362	112.9	39.531		252.9	1:49.727		9	32.533		<u>32.656</u>	121.2	<u>37.875</u>		258.4	<u>1:43.064</u>	
3	33.399		33.741	120.4	38.467		257.8	1:45.607		10	32.403		32.660	120.8	38.093		<u>260.9</u>	1:43.156	
4	33.249		33.302	127.5	38.636		260.2	1:45.187		11	<u>10:45.067</u>		33.970	117.4	38.679		259.6	11:57.716	
5	32.639		33.208	<u>134.5</u>	38.503		260.2	1:44.350		12	32.661		32.841	127.4	37.967		260.2	1:43.469	
6	10:33.971		37.126	105.4	39.414		<u>260.9</u>	11:50.511		13	32.569		33.091	121.6	38.287		259.6	1:43.947	
7	33.648		33.257	119.1	40.167		258.4	1:47.072		14	32.429		33.017	120.1	Pit In		259.6	1:48.983	

77										Porsche 992 GT3 R									
lap	Sect-1	Speed	Sect-2	Speed	Sect-3	Speed	TopSpeed	laptime	pit	lap	Sect-1	Speed	Sect-2	Speed	Sect-3	Speed	Topspeed	laptime	pit
1	Pit Out		37.076	119.5	41.680			<u>1:55.752</u>		31	33.263	186.5	33.385	127.5	39.284		264.1	1:45.932	
2	34.687		34.795	122.7	39.835		263.4	1:49.317		32	33.503	184.6	34.029	119.3	41.361		265.4	1:48.893	
3	34.362		34.137	129.7	39.549		266.7	1:48.048		33	33.772	200.7	33.210	127.5	39.748		265.4	1:46.730	
4	34.343		33.935	129.5	39.288		267.3	1:47.566		34	33.133	188.5	33.584	123.1	39.532		266.7	1:46.249	
5	33.503		39.880	102.1	42.243		<u>269.3</u>	1:55.626		35	33.215	196.7	33.288	123.1	<u>39.070</u>		266.0	1:45.573	
6	34.584		33.914	118.4	40.619		267.3	1:49.117		36	40.912	175.6	33.563	119.7	39.328		266.0	1:53.803	
7	33.398		34.527	119.9	Pit In		265.4	<u>2:07.674</u>		37	33.085		<u>32.941</u>	128.7	39.178		266.0	<u>1:45.204</u>	
8	Pit Out		34.736	112.3	41.700			<u>20:37.344</u>		38	<u>33.014</u>	194.6	33.081	126.9	39.302		266.0	1:45.397	
9	34.018		33.769	126.0	39.649		264.7	1:47.436		39	33.099	197.4	33.124	127.1	39.288		266.7	1:45.511	
10	34.031		34.015	118.2	39.748		267.3	1:47.794		40	33.103	201.1	Pit In		Pit In		268.7	<u>2:03.031</u>	
11	33.528		33.390	<u>130.9</u>	39.088		264.7	1:46.006		41	Pit Out	184.3	35.910	103.9	Pit In			11:54.754	
12	33.091		33.316	126.2	39.149		265.4	1:45.556		42	Pit Out	199.3	35.582	95.7	40.530			3:11.156	
13	13:20.512		35.832	121.2	41.555		213.4	<u>14:37.899</u>		43	35.209	206.1	36.095	113.2	42.689		263.4	1:53.993	
14	34.752		35.394	114.6	40.891		260.9	1:51.037		44	36.044	205.7	34.513	103.5	41.243		263.4	1:51.800	
15	34.710		35.125	106.9	41.052		262.1	1:50.887		45	34.795	200.7	34.559	112.1	41.766		262.1	1:51.120	
16	34.409		34.868	124.4	41.275		260.2	1:50.552		46	34.511	212.6	34.223	101.8	40.058		262.1	1:48.792	
17	35.514		35.012	108.1	40.292		236.3	1:50.818		47	34.168	206.5	34.199	111.6	40.615		264.7	1:48.982	
18	35.774		34.772	105.2	41.145		264.1	1:51.691		48	34.140	204.5	34.148	113.2	40.195		264.7	1:48.483	
19	35.403		34.609	108.1	40.707		262.8	1:50.719		49	35.457	215.1	34.759	118.6	41.324		264.7	1:51.540	
20	34.325		34.252	108.5	40.299		261.5	1:48.876		50	34.680	197.1	34.451	111.2	41.419		266.7	1:50.550	
21	34.294		34.600	104.5	40.732		262.8	1:49.626		51	34.180	193.5	35.059	111.5	40.276		266.0	1:49.515	
22	34.554		34.836	105.3	40.169		262.1	1:49.559		52	34.355	205.3	34.239	113.2	40.270		263.4	1:48.864	
23	34.393		34.645	106.6	52.727		263.4	<u>2:01.765</u>		53	34.637	209.3	34.347	113.8	40.236		265.4	1:49.220	
24	34.892		35.266	109.8	40.165		260.9	1:50.323		54	34.035		34.534	111.0	40.333		264.7	1:48.902	
25	34.720		34.893	100.5	40.665		265.4	1:50.278		55	33.938		33.781	113.6	39.823		265.4	1:47.542	
26	33.973		34.726	113.1	40.367		266.7	1:49.066		56	34.195	203.8	33.973	105.0	40.330		264.1	1:48.498	
27	19:50.016	162.9	35.604	119.5	40.115		265.4	<u>21:05.735</u>		57	34.305	<u>216.4</u>	33.922	107.9	39.838		265.4	1:48.065	
28	34.491	187.8	33.787	129.3	39.801		262.8	1:48.079		58	34.640	211.4	34.660	115.6	40.388		266.0	1:49.688	
29	33.556	197.1	34.158	124.3	39.939		264.1	1:47.653		59	34.008	200.7	34.359	114.6	40.472		266.0	1:48.839	
30	33.651	192.9	33.366	123.0	39.823		264.1	1:46.840		60	34.283	<u>216.4</u>	34.962	98.6	Pit In		266.7	1:59.346	

80										Ferrari 488 Challenge									
lap	Sect-1	Speed	Sect-2	Speed	Sect-3	Speed	TopSpeed	laptime	pit	lap	Sect-1	Speed	Sect-2	Speed	Sect-3	Speed	Topspeed	laptime	pit
1	Pit Out		45.731	108.1	45.901			<u>2:13.497</u>		20	35.552		36.520	115.8	42.369		260.2	1:54.441	
2	37.736		39.254	110.4	44.303		254.7	2:01.293		21	36.912		36.187	<u>127.8</u>	44.384		210.5	1:57.483	
3	37.729		38.191	108.4	44.881		257.8	2:00.801		22	35.632		35.517	111.9	41.921		260.9	1:53.070	
4	37.658		39.716	106.2	46.896		254.7	2:04.270		23	34.980		35.382	119.2	41.753		<u>262.1</u>	1:52.115	
5	39.699		39.459	103.5	46.202		256.5	2:05.360		24	34.753		35.346	121.2	41.344		261.5	1:51.443	
6	37.133		37.919	115.5	43.904		257.1	1:58.956		25	56:03.231		41.295	97.5	45.729		<u>262.1</u>	57:30.255	



## GEDLICH TEST

Test Day

21 - 24 January 2025

Laps and Sector Times - GEDLICH Racing - Race Test - 2

Autodromo Internacional Algarve - 4652mtr.

7	36.334	36.268	117.0	43.550	257.8	1:56.152	26	38.246	38.094	102.4	43.061	1:59.401
8	35.776	36.087	114.2	43.992	258.4	1:55.855	27	36.299	36.168	103.2	42.053	1:54.520
9	16:56.503	44.839	81.9	50.041	260.2	18:31.383	28	34.727	36.789	104.0	42.566	1:54.082
10	36.963	37.513	110.1	45.539	251.7	2:00.015	29	34.766	35.774	107.2	41.590	1:52.130
11	10:34.536	40.979	94.4	44.348	257.1	11:59.863	30	37.917	36.031	110.2	41.495	1:55.443
12	36.140	36.412	117.5	43.195	257.8	1:55.747	31	36.876	36.248	105.3	Pit In	2:04.204
13	36.037	36.446	110.2	42.633	260.2	1:55.116	32	Pit Out	36.290	107.2	42.000	3:42.404
14	35.833	38.339	106.2	44.710	259.6	1:58.882	33	34.466	35.092	112.5	41.287	1:50.845
15	38.858	36.731	115.9	42.669	252.9	1:58.258	34	34.308	35.268	116.4	41.897	1:51.473
16	35.539	36.490	113.2	42.759	260.2	1:54.788	35	34.365	35.347	113.0	41.312	1:51.024
17	35.434	36.149	121.6	42.761	259.0	1:54.344	36	<u>34.135</u>	<u>34.843</u>	112.6	<u>41.209</u>	<u>1:50.187</u>
18	35.481	35.852	123.1	42.331	257.8	1:53.664	37	47.480	48.284	90.5	Pit In	2:34.294
19	36.634	35.661	117.8	42.167	259.6	1:54.462	38					

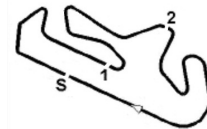
88										Porsche 992 GT3 Cup									
lap	Sect-1	Speed	Sect-2	Speed	Sect-3	Speed	TopSpeed	laptime	pit	lap	Sect-1	Speed	Sect-2	Speed	Sect-3	Speed	Topspeed	laptime	pit
1	Pit Out		37.531	102.0	Pit In			2:06.474		14	30:08.793	169.8	37.109	105.5	42.503		263.4	31:28.405	
2	Pit Out		44.197	94.0	52.610			7:16.916		15	36.286	173.1	37.526	98.5	42.056		260.9	1:55.868	
3	10:07.152		39.764	104.4	44.055		179.7	11:30.971		16	35.598	168.2	38.892	<u>114.3</u>	43.405		260.9	1:57.895	
4	36.795		37.698	106.4	46.493		242.7	2:00.986		17	37.270	<u>187.8</u>	36.327	105.1	41.865		260.9	1:55.462	
5	36.469		38.770	112.5	42.779		257.8	1:58.018		18	35.674	177.0	37.204	101.6	42.170		262.8	1:55.048	
6	36.099		36.615	107.1	43.109		262.1	1:55.823		19	35.635	177.3	35.920	104.5	43.164		261.5	1:54.719	
7	35.712		36.654	103.4	42.341		259.6	1:54.707		20	35.552	179.4	35.940	88.2	42.381		263.4	1:53.873	
8	35.667		36.965	97.4	44.696		260.2	1:57.328		21	35.141	177.6	35.668	98.0	41.957		<u>264.7</u>	<u>1:52.766</u>	
9	36.326		37.060	97.6	42.757		259.6	1:56.143		22	35.455	180.6	<u>35.665</u>	88.7	41.892		264.1	1:53.012	
10	36.827		36.113	109.3	Pit In		261.5	2:05.396		23	35.210	183.7	35.690	88.5	41.918		<u>264.7</u>	1:52.818	
11	Pit Out		38.267	97.3	43.277			8:31.628		24	<u>34.986</u>	182.4	36.400	105.1	<u>41.575</u>		263.4	1:52.961	
12	36.770		36.931	95.7	43.320		257.1	1:57.021		25	35.074	175.6	36.383	100.2	42.225		<u>264.7</u>	1:53.682	
13	35.499		36.887	107.1	41.923		260.2	1:54.309		26	39.384	185.2	36.640	108.7	Pit In		263.4	2:07.915	

99										Ferrari 296 Challenge									
lap	Sect-1	Speed	Sect-2	Speed	Sect-3	Speed	TopSpeed	laptime	pit	lap	Sect-1	Speed	Sect-2	Speed	Sect-3	Speed	Topspeed	laptime	pit
1	Pit Out		39.587	92.7	44.899			2:03.092		6	36.760		39.208	95.2	43.816			1:59.784	
2	37.964		38.242	103.7	44.839			2:01.045		7	36.189		<u>36.567</u>	110.5	44.996			1:57.752	
3	40.471		38.736	107.7	44.191			2:03.398		8	36.644		37.143	102.4	<u>43.520</u>			1:57.307	
4	36.688		37.095	108.1	43.612			1:57.395		9	<u>36.145</u>		36.873	104.7	Pit In			2:09.144	
5	36.251		37.101	<u>114.4</u>	43.655			<u>1:57.007</u>		10	Pit Out		37.537	106.6	44.518			4:39.662	

242										Mercedes AMG GT3									
lap	Sect-1	Speed	Sect-2	Speed	Sect-3	Speed	TopSpeed	laptime	pit	lap	Sect-1	Speed	Sect-2	Speed	Sect-3	Speed	Topspeed	laptime	pit
1	Pit Out		37.279	108.1	41.796			1:57.027		8	37.899		38.475	110.4	45.644		253.5	2:02.018	
2	35.221		34.253	120.9	39.574		261.5	1:49.048		9	06:17.223		39.232	115.3	43.779		257.1	2:07.40.234	
3	34.126		33.917	128.1	39.363		261.5	1:47.406		10	35.058	179.4	33.847	121.2	39.378		251.2	1:48.283	
4	33.632		33.644	121.1	39.465		263.4	1:46.741		11	33.124		33.145	125.1	38.995		260.9	1:45.264	
5	33.440		34.139	120.3	39.907		<u>264.7</u>	1:47.486		12	32.956	187.5	33.017	127.2	39.515		264.1	1:45.488	
6	33.490		34.117	120.7	Pit In		262.1	1:57.830		13	<u>32.758</u>	<u>195.7</u>	<u>32.976</u>	<u>131.4</u>	<u>38.980</u>		262.1	<u>1:44.714</u>	
7	Pit Out		44.666	97.1	48.262			25:30.710		14	34.785	179.7	34.081	110.4	Pit In		256.5	1:58.151	

301										Porsche 991.1 Cup									
lap	Sect-1	Speed	Sect-2	Speed	Sect-3	Speed	TopSpeed	laptime	pit	lap	Sect-1	Speed	Sect-2	Speed	Sect-3	Speed	Topspeed	laptime	pit
1	Pit Out		44.734	100.8	51.001			2:23.611		18	39.911	145.2	42.668	90.2	Pit In		251.2	2:24.090	





## GEDLICH TEST

Test Day

21 - 24 January 2025

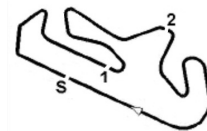
Laps and Sector Times - GEDLICH Racing - Race Test - 2

Autodromo Internacional Algarve - 4652mtr.

2	39.500	40.236	91.0	46.450	235.8	2:06.186	19	Pit Out	170.1	36.933	98.4	43.249	5:07.218		
3	37.225	37.767	99.9	43.875	255.9	1:58.867	20	36.393	167.2	36.003	105.8	41.653	255.9	1:54.049	
4	36.684	37.172	<u>126.5</u>	43.664	254.7	1:57.520	21	34.903	182.1	35.356	112.4	41.175	262.8	1:51.434	
5	36.763	37.639	119.3	Pit In	257.8	2:11.478	22	<u>34.462</u>	<u>195.3</u>	35.464	114.0	<u>40.925</u>	<u>264.1</u>	<u>1:50.851</u>	
6	Pit Out	39.791	98.9	44.866		13:04.386	23	34.843		<u>35.226</u>	110.5	Pit In	<u>264.1</u>	2:00.024	
7	10:57.212	42.102	106.3	47.188	255.9	12:26.502	24	Pit Out	92.9	50.191	90.8	51.632		16:06.171	
8	39.763	39.715	107.4	47.031	235.3	2:06.509	25	42.516	143.4	42.600	100.9	48.196	212.6	2:13.312	
9	40.019	39.827	106.3	45.939	231.3	2:05.785	26	41.030	161.9	40.379	99.1	45.971	213.4	2:07.380	
10	39.358	39.385	102.6	45.199	235.3	2:03.942	27	39.885	169.3	40.777	107.4	45.772	204.5	2:06.434	
11	55:13.634	118.7	39.880	96.4	45.186	232.8	56:38.700	28	40.084	177.0	38.606	113.4	45.545	253.5	2:04.235
12	36.352	157.0	36.533	100.9	42.655	256.5	1:55.540	29	38.345	171.7	39.525	108.1	45.728	254.1	2:03.598
13	35.303	184.6	36.117	106.2	42.507	259.6	1:53.927	30	38.336	169.0	39.383	112.9	45.551	245.5	2:03.270
14	36.820	157.7	36.922	105.6	Pit In	260.2	2:05.890	31	39.525	163.9	39.532	113.2	46.018	250.6	2:05.075
15	Pit Out	40.800	102.2	47.544		6:20.765	32	38.333		38.242	114.0	44.987	248.8	2:01.562	
16	37.912	177.9	38.436	107.9	44.126	246.6	2:00.474	33	42.713	149.8	49.291	103.8	Pit In	217.3	2:31.694
17	36.982	37.864	107.1	45.880	257.8	2:00.726	34								

703										Ginetta G61-LT-P3 Evo									
lap	Sect-1	Speed	Sect-2	Speed	Sect-3	Speed	TopSpeed	laptime	pit	lap	Sect-1	Speed	Sect-2	Speed	Sect-3	Speed	Topspeed	laptime	pit
1	Pit Out		45.322	111.0	49.346			2:17.835		24	14:30.465	175.0	33.826	117.5	38.666		268.7	15:42.957	
2	40.490		38.244	110.5	41.824		232.3	2:00.558		25	32.516	204.5	32.657	128.1	38.582		262.1	1:43.755	
3	34.456		33.738	125.9	39.569		259.6	1:47.763		26	32.266	209.7	32.405	129.0	37.882		263.4	1:42.553	
4	33.440		33.426	115.6	38.911		264.1	1:45.777		27	32.105	203.4	32.378	124.6	38.495		266.0	1:42.978	
5	32.732		32.810	128.3	38.806		266.0	1:44.348		28	32.827	202.6	32.303	122.2	37.728		268.0	1:42.858	
6	34.837		33.423	126.5	Pit In		268.0	1:52.722		29	34.718	200.7	33.556	126.8	38.032		267.3	1:46.306	
7	Pit Out		36.070	111.7	40.557			11:37.991		30	32.032	213.0	32.353	124.9	37.550		268.0	1:41.935	
8	34.791		34.969	117.0	39.588		260.2	1:49.348		31	31.921	204.5	32.132	124.7	38.424		268.7	1:42.477	
9	34.984		33.916	119.5	38.898		244.3	1:47.798		32	32.565		32.759	123.0	Pit In		268.7	1:49.259	
10	33.004		33.307	116.1	40.130		264.7	1:46.441		33	Pit Out	197.1	33.534	118.8	38.002			31:27.995	
11	32.846		32.836	129.2	38.077		264.7	1:43.759		34	32.357	205.3	32.570	120.8	37.416		259.0	1:42.343	
12	12:38.347		33.408	126.3	42.839		265.4	13:54.594		35	32.254	204.2	32.670	126.5	38.569		265.4	1:43.493	
13	32.868		33.189	129.7	38.033		261.5	1:44.090		36	31.921	211.8	32.153	126.0	37.291		261.5	1:41.365	
14	32.557		32.703	131.5	37.677		264.1	1:42.937		37	31.693	194.2	32.517	131.7	Pit In		268.0	1:47.269	
15	32.175		32.340	132.2	37.536		266.0	1:42.051		38	Pit Out	180.0	33.638	122.6	37.389			8:08.772	
16	32.027		32.425	128.6	Pit In		264.7	1:52.159		39	32.021	205.7	32.241	122.3	37.206		266.0	1:41.468	
17	Pit Out		35.954	121.3	39.012			6:38.182		40	31.591	211.4	32.049	124.4	<u>37.025</u>		267.3	<u>1:40.665</u>	
18	32.889		33.390	124.4	37.838		260.9	1:44.117		41	31.808	210.5	32.428	122.3	Pit In		269.3	1:48.748	
19	32.407		32.815	130.4	37.392		266.0	1:42.614		42	Pit Out	206.1	32.576	126.2	37.444			6:16.837	
20	31.974		32.046	130.9	37.070		266.0	1:41.090		43	31.725	210.5	32.210	126.0	37.234		266.7	1:41.169	
21	31.561		32.100	<u>136.7</u>	37.697		267.3	1:41.358		44	31.657	210.5	33.053	128.1	37.768		268.7	1:42.478	
22	31.738		<u>32.009</u>	136.0	37.150		266.0	1:40.897		45	31.613	<u>218.6</u>	32.265	122.6	Pit In		<u>270.0</u>	<u>1:50.342</u>	
23	<u>31.552</u>		32.123	133.8	37.670		267.3	1:41.345		46									

704										Radical SR3									
lap	Sect-1	Speed	Sect-2	Speed	Sect-3	Speed	TopSpeed	laptime	pit	lap	Sect-1	Speed	Sect-2	Speed	Sect-3	Speed	Topspeed	laptime	pit
1	Pit Out		38.716	109.0	43.912			2:02.913		18	38.306		38.586	96.5	43.415		216.0	2:00.307	
2	37.787		38.247	114.0	43.141		211.4	1:59.175		19	45:59.868	148.6	37.871	120.3	43.244		216.4	47:20.983	
3	10:08.303		37.810	115.1	42.857		211.8	11:28.970		20	37.473		37.016	121.9	42.704		212.6	1:57.193	
4	37.522		37.030	112.0	42.789		213.9	1:57.341		21	36.953	161.9	36.719	121.3	42.340		213.0	1:56.012	
5	37.050		37.017	116.5	Pit In		214.7	2:03.558		22	36.838	<u>164.4</u>	36.796	114.8	Pit In		215.6	2:02.115	



## GEDLICH TEST

Test Day

21 - 24 January 2025

Laps and Sector Times - GEDLICH Racing - Race Test - 2

Autodromo Internacional Algarve - 4652mtr.

6	Pit Out	40.366	94.7	45.019		15:52.978	23	Pit Out	135.5	40.170	102.1	43.636		5:11.146	
7	39.621	39.868	99.7	44.295		216.4	2:03.784	24	38.296	135.0	38.420	99.7	43.277	216.0	1:59.993
8	38.995	39.389	108.9	44.931		216.9	2:03.315	25	38.423	133.2	38.612	105.4	43.341	215.1	2:00.376
9	38.349	39.205	104.7	43.823		<u>218.2</u>	2:01.377	26	37.626	145.0	37.969	101.8	42.831	216.9	1:58.426
10	38.839	38.982	106.9	44.275		214.7	2:02.096	27	37.506	150.0	38.154	106.8	43.362	216.4	1:59.022
11	40.201	38.809	105.8	44.096		214.7	2:03.106	28	37.714	153.6	37.279	102.7	42.528	216.0	1:57.521
12	38.941	39.092	98.3	43.813		214.3	2:01.846	29	37.618	152.5	37.430	102.6	42.829	216.4	1:57.877
13	39.352	39.060	104.9	44.782		215.1	2:03.194	30	37.789	149.8	37.302	108.5	42.592	216.0	1:57.683
14	38.298	38.583	103.9	44.041		215.1	2:00.922	31	38.022	149.2	37.069	116.6	Pit In	216.0	2:05.378
15	38.777	38.147	100.3	43.660		215.6	2:00.584	32	Pit Out	154.5	36.443	118.8	41.585		10:29.958
16	38.605	38.545	99.2	45.694		215.1	2:02.844	33	36.058	163.1	<u>35.720</u>	122.0	<u>41.178</u>	215.6	<u>1:52.956</u>
17	38.439	38.608	96.9	44.168		215.1	2:01.215	34	<u>35.843</u>		36.331	<u>123.3</u>	Pit In	216.0	2:01.861

777										Ferrari 296 GT3									
lap	Sect-1	Speed	Sect-2	Speed	Sect-3	Speed	TopSpeed	laptime	pit	lap	Sect-1	Speed	Sect-2	Speed	Sect-3	Speed	Topspeed	laptime	pit
1	Pit Out		33.220	126.0	42.955			1:50.153		22	32.978	209.3	33.249	121.1	Pit In		267.3	1:55.382	
2	32.855		33.049	136.4	39.525		269.3	1:45.429		23	Pit Out	185.9	35.855	126.3	41.650			4:19.088	
3	32.783		37.311	104.0	Pit In		268.0	2:01.785		24	33.409	195.7	33.186	122.6	38.941		266.7	1:45.536	
4	Pit Out		32.651	133.7	39.575			9:14.792		25	33.000	203.8	33.367	130.0	38.807		265.4	1:45.174	
5	10:55.794		32.596	136.0	38.626		262.8	12:07.016		26	32.809	213.0	33.367	132.4	38.850		267.3	1:45.026	
6	32.232		32.354	141.0	38.516		268.0	1:43.102		27	35.374	179.1	35.317	126.0	Pit In		268.7	1:56.842	
7	32.295		32.451	133.5	38.789		268.7	1:43.535		28	Pit Out	202.6	32.451	140.4	38.405			3:18.292	
8	32.317		32.718	130.0	39.179		270.0	1:44.214		29	31.950	210.1	32.419	131.9	37.885		270.0	1:42.254	
9	32.951		32.542	129.0	38.350		271.4	1:43.843		30	31.846	208.1	32.331	134.3	37.846		272.0	1:42.023	
10	19:04.157		37.691	127.2	45.141		271.4	20:26.989		31	31.761	210.1	<u>32.232</u>	138.3	37.961		271.4	1:41.954	
11	34.656		34.485	128.3	39.767		261.5	1:48.908		32	32.035	213.4	32.505	125.6	Pit In		<u>273.4</u>	1:48.743	
12	33.991		35.862	110.8	41.140		265.4	1:50.993		33	Pit Out	207.7	32.557	128.9	38.069			5:57.715	
13	33.774		33.407	136.5	39.640		263.4	1:46.821		34	31.880	<u>220.0</u>	32.703	133.5	39.543		270.0	1:44.126	
14	35.024		33.903	128.4	39.355		267.3	1:48.282		35	32.291	209.7	32.521	130.8	38.107		263.4	1:42.919	
15	32.941		33.575	132.2	39.133		264.7	1:45.649		36	31.873	212.2	32.516	119.7	39.080		270.7	1:43.469	
16	33.424		33.529	130.8	39.757		268.7	1:46.710		37	32.028	209.3	32.627	131.7	38.024		268.7	1:42.679	
17	33.081		33.653	124.9	39.105		266.0	1:45.839		38	31.832	215.6	32.351	131.4	<u>37.729</u>		271.4	<u>1:41.912</u>	
18	32.963		33.871	122.2	Pit In		266.7	1:56.917		39	31.839	210.9	32.549	127.8	37.819		272.0	1:42.207	
19	Pit Out	189.1	33.927	133.7	39.812			19:16.788		40	<u>31.753</u>	209.7	32.300	131.4	39.007		271.4	1:43.060	
20	33.168	204.9	33.166	132.8	39.441		264.7	1:45.775		41	31.983	212.2	32.490	136.2	37.815		271.4	1:42.288	
21	33.583	206.5	33.137	<u>143.2</u>	39.442		266.7	1:46.162		42	37.505	117.5	34.437	123.3	Pit In		<u>273.4</u>	1:56.214	

812										KTM X-Bow GT2									
lap	Sect-1	Speed	Sect-2	Speed	Sect-3	Speed	TopSpeed	laptime	pit	lap	Sect-1	Speed	Sect-2	Speed	Sect-3	Speed	Topspeed	laptime	pit
1	Pit Out		46.738	105.0	52.168			2:29.772		14	34.959	176.2	34.977	124.3	41.579		271.4	1:51.515	
2	40.159		39.003	112.9	47.098		227.4	2:06.260		15	34.486	186.5	34.512	123.9	41.460		271.4	1:50.458	
3	9:57.685		39.570	111.2	46.966		259.0	11:24.221		16	<u>33.888</u>	189.1	<u>34.017</u>	<u>125.9</u>	<u>40.907</u>		274.1	<u>1:48.812</u>	
4	37.302		41.282	112.4	43.440		259.6	2:02.024		17	34.699	186.9	34.771	119.1	Pit In		<u>276.9</u>	1:57.828	
5	36.219		38.938	107.5	42.472		269.3	1:57.629		18	Pit Out	174.5	35.447	117.6	41.388			15:20.508	
6	35.265		35.594	115.9	42.845		269.3	1:53.704		19	34.508	181.5	34.908	118.3	Pit In		271.4	1:59.279	
7	35.116		35.770	120.9	42.065		268.7	1:52.951		20	Pit Out	178.5	35.128	116.4	41.658			7:45.125	
8	26:03.282		38.321	111.7	Pit In		270.7	27:31.865		21	34.286	<u>194.6</u>	35.231	95.2	43.507		270.0	1:53.024	
9	Pit Out		35.910	117.5	42.276			10:38.126		22	37.149	181.8	35.215	119.2	Pit In		268.7	2:02.494	
10	12:51.069	157.2	36.638	114.8	42.358		271.4	14:10.065		23	Pit Out	<u>194.6</u>	34.812	115.0	41.275			5:17.865	
11	35.363	168.8	36.713	113.7	42.473		270.7	1:54.549		24	34.473	187.8	35.173	108.5	41.846		271.4	1:51.492	



## GEDLICH TEST

Test Day

21 - 24 January 2025

Laps and Sector Times - GEDLICH Racing - Race Test - 2

Autodromo Internacional Algarve - 4652mtr.

12	35.142	181.5	35.006	122.0	41.822	270.7	1:51.970	25	34.414	185.2	36.809	115.3	Pit In	270.7	2:01.755
13	37.239	170.1	36.283	121.9	42.368	272.7	1:55.890	26							

911									Porsche 992 GT3 CUP										
lap	Sect-1	Speed	Sect-2	Speed	Sect-3	Speed	TopSpeed	laptime	pit	lap	Sect-1	Speed	Sect-2	Speed	Sect-3	Speed	Topspeed	laptime	pit
1	Pit Out		46.036	100.5	47.865			2:16.678		18	34.465	198.5	34.254	128.6	41.081		259.6	1:49.800	
2	36.648		35.623	126.3	41.844		244.9	1:54.115		19	34.224	197.8	34.102	125.1	40.980		260.2	1:49.306	
3	35.507		36.171	118.9	42.306		262.8	1:53.984		20	34.466	188.8	<u>33.724</u>	<u>132.5</u>	40.894		261.5	1:49.084	
4	35.243		35.233	122.4	40.878		260.9	1:51.354		21	34.409	194.2	34.238	126.3	40.395		<u>263.4</u>	1:49.042	
5	34.915		34.819	128.7	Pit In		260.2	2:03.158		22	34.397	194.6	34.188	125.1	Pit In		261.5	2:07.860	
6	Pit Out		46.700	105.1	46.418			6:28.064		23	Pit Out	162.9	38.053	119.7	41.193			10:21.830	
7	38.445		37.245	89.9	43.539		235.8	1:59.229		24	34.416	188.8	34.247	120.3	40.342		261.5	1:49.005	
8	35.522		34.961	122.2	40.694		257.8	1:51.177		25	34.173	183.1	34.461	125.1	40.422		<u>263.4</u>	1:49.056	
9	34.842		34.676	126.2	46.147		259.6	1:55.665		26	33.717	<u>205.3</u>	33.753	128.1	<u>40.104</u>		262.1	1:47.574	
10	39.138		37.937	128.1	41.092		233.8	1:58.167		27	<u>33.610</u>	188.5	36.029	127.5	Pit In		262.8	1:57.227	
11	34.405		34.606	131.1	41.083		261.5	1:50.094		28	Pit Out	150.0	39.167	119.6	42.173			31:22.125	
12	34.692		34.118	125.9	41.752		259.6	1:50.562		29	35.003		34.698	128.9	40.694		258.4	1:50.395	
13	18:24.950	168.5	35.559	119.9	41.571		260.9	19:42.080		30	34.526		34.443	122.9	40.947		261.5	1:49.916	
14	35.167	203.4	43.142	117.9	42.737		259.6	2:01.046		31	34.327	189.5	34.145	129.0	40.964		260.9	1:49.436	
15	35.007	188.2	34.355	125.3	41.020		259.6	1:50.382		32	34.558	198.9	34.814	123.3	40.656		262.8	1:50.028	
16	34.236	183.7	34.005	124.6	45.506		262.1	1:53.747		33	33.910	195.3	34.054	131.1	Pit In		262.8	2:08.440	
17	44.879	128.4	38.167	124.6	41.268		188.2	2:04.314		34									

992									Porsche 992 SSR										
lap	Sect-1	Speed	Sect-2	Speed	Sect-3	Speed	TopSpeed	laptime	pit	lap	Sect-1	Speed	Sect-2	Speed	Sect-3	Speed	Topspeed	laptime	pit
1	Pit Out		38.337	77.6	41.993			1:57.787		15	Pit Out	148.6	37.465	86.3	41.378			18:53.921	
2	14:10.397		36.165	103.4	42.037		280.5	15:28.599		16	34.173	185.6	34.577	107.9	40.687		283.5	1:49.437	
3	34.391		35.411	106.3	42.464		282.7	1:52.266		17	33.923	172.0	36.500	106.5	41.428		282.7	1:51.851	
4	34.741		35.486	96.9	42.561		277.6	1:52.788		18	33.534	201.1	34.169	108.1	<u>40.203</u>		280.5	<u>1:47.906</u>	
5	35.302		35.971	105.0	42.207		279.8	1:53.480		19	38.884	115.8	51.891	89.7	55.913		282.7	2:26.688	
6	36.691		36.842	100.6	42.639		282.0	1:56.172		20	48.366	114.4	48.265	102.5	Pit In		169.8	2:33.958	
7	41.911		41.802	98.2	Pit In		206.9	2:18.464		21	Pit Out	175.9	35.459	108.4	40.880			25:42.739	
8	Pit Out	153.6	38.658	98.2	44.581			27:52.464		22	33.675	198.5	34.256	111.8	40.639		283.5	1:48.570	
9	35.131	181.5	34.991	108.1	40.691		262.8	1:50.813		23	40.172	128.3	43.745	89.9	Pit In		284.2	2:18.400	
10	33.990	185.2	34.375	108.3	40.459		284.2	1:48.824		24	Pit Out	177.9	34.950	105.6	41.015			4:01.231	
11	34.286	199.6	<u>33.879</u>	<u>119.3</u>	40.539		282.7	1:48.704		25	34.540	191.5	34.851	106.7	40.769		276.2	1:50.160	
12	34.859	186.2	34.440	115.0	40.553		206.1	1:49.852		26	33.787	197.8	34.158	115.8	40.621		284.2	1:48.566	
13	41.959	143.0	44.303	93.4	49.657		214.3	2:15.919		27	<u>33.338</u>	<u>202.6</u>	46.040	94.4	45.576		<u>285.7</u>	2:04.954	
14	45.227	119.2	47.248	93.8	Pit In		184.9	2:28.338		28	42.358	115.0	42.081	94.7	Pit In		259.6	2:18.547	