



## FEEL RACING TEST

Test Day

27 - 29 January 2025

Laps and Sector Times - FEEL RACING TEST - 28-01-202

Autodromo Internacional Algarve - 4592mtr.

1 T. RAZGATLIOGLU - Bike 2									BMW											
lap	Sect-1	Speed	Sect-2	Speed	Sect-3	Speed	TopSpeed	laptime	pit	lap	Sect-1	Speed	Sect-2	Speed	Sect-3	Speed	Topspeed	laptime	pit	
1	Pit Out		<u>35.229</u>	<u>105.6</u>	Pit In			2:10.142		2										

1 T. RAZGATLIOGLU - Bike 1									BMW										
lap	Sect-1	Speed	Sect-2	Speed	Sect-3	Speed	TopSpeed	laptime	pit	lap	Sect-1	Speed	Sect-2	Speed	Sect-3	Speed	Topspeed	laptime	pit
1	Pit Out		36.908	107.2	Pit In			2:15.736		31	33.463		29.324	121.6	39.714		303.4	1:42.501	
2	Pit Out		32.756	113.3	42.980			1:31:45.254		32	33.549		29.239	123.6	40.460		305.1	1:43.248	
3	35.722		32.261	113.6	41.556		299.2	1:49.539		33	33.391		29.267	120.7	40.276		305.1	1:42.934	
4	36.170		29.752	116.9	40.394		300.8	1:46.316		34	33.449		29.242	121.2	39.667		305.1	1:42.358	
5	33.584		29.567	117.5	40.003		305.1	1:43.154		35	35.229		29.456	123.3	40.203		303.4	1:44.888	
6	33.703		29.483	113.9	39.881		305.9	1:43.067		36	33.392		29.219	124.4	Pit In		307.7	1:48.781	
7	33.414		29.667	114.3	40.096		306.8	1:43.177		37	Pit Out		30.063	122.9	40.049			13:13.385	
8	36.565		29.913	115.6	Pit In		303.4	1:53.860		38	33.060		29.389	121.3	39.512		305.1	1:41.961	
9	Pit Out		30.546	120.1	40.980			31:06.851		39	33.508		29.705	122.9	39.985		306.8	1:43.198	
10	33.613		29.608	120.7	40.008		303.4	1:43.229		40	33.063		28.851	121.2	39.265		305.1	1:41.179	
11	33.366		29.406	125.6	39.903		306.8	1:42.675		41	32.872		29.826	118.9	40.038		<u>308.6</u>	1:42.736	
12	33.818		29.648	112.0	40.386		305.9	1:43.852		42	33.028		29.175	124.3	39.387		305.9	1:41.590	
13	33.187		29.324	122.3	39.819		306.8	1:42.330		43	37.813		30.868	119.6	Pit In		305.9	1:54.664	
14	33.610		29.545	118.2	Pit In		305.1	1:50.108		44	Pit Out		30.773	121.1	40.524			9:43.351	
15	Pit Out		31.169	119.2	Pit In			15:48.012		45	33.346		29.115	125.0	39.381		302.5	1:41.842	
16	Pit Out		31.942	118.8	41.961			13:25.139		46	33.164		29.187	117.9	39.545		302.5	1:41.896	
17	34.530		30.115	122.7	40.252		303.4	1:44.897		47	33.081		29.037	125.0	39.367		305.9	1:41.485	
18	33.191		29.141	121.3	39.517		307.7	1:41.849		48	35.183		30.645	121.9	Pit In		306.8	1:54.152	
19	33.340		29.141	123.1	39.642		307.7	1:42.123		49	Pit Out		30.778	122.4	40.820			9:08.303	
20	33.383		29.190	122.7	39.727		306.8	1:42.300		50	32.992		29.121	126.9	39.024		305.1	1:41.137	
21	33.933		29.760	119.7	Pit In		305.9	1:49.807		51	<u>32.529</u>		29.157	123.7	39.133		307.7	1:40.819	
22	Pit Out		31.263	117.8	41.732			21:21.374		52	35.037		30.101	122.3	Pit In		302.5	1:50.256	
23	33.705		29.433	123.7	39.888		302.5	1:43.026		53	Pit Out		30.672	117.5	42.182			6:51.209	
24	33.326		29.260	116.6	39.785		304.2	1:42.371		54	32.751		28.954	125.9	40.743		305.1	1:42.448	
25	33.356		29.113	122.6	39.714		305.1	1:42.183		55	32.813		<u>28.848</u>	123.6	<u>38.989</u>		304.2	<u>1:40.650</u>	
26	33.272		29.227	117.0	39.609		306.8	1:42.108		56	35.618		29.779	121.8	39.601		305.1	1:44.998	
27	33.194		29.117	121.6	39.598		305.9	1:41.909		57	33.068		29.264	123.0	39.766		305.9	1:42.098	
28	34.565		29.822	122.0	Pit In		306.8	1:51.126		58	32.929		29.030	122.3	39.312		307.7	1:41.271	
29	Pit Out		31.919	116.6	40.816			19:21.162		59	37.059		29.334	<u>127.4</u>	Pit In		305.9	1:51.379	
30	33.871		29.686	120.8	40.764		302.5	1:44.321		60	Pit Out		31.303	118.4	40.670			8:01.783	

5 Y. MONTELLA - Bike 2									Ducati										
lap	Sect-1	Speed	Sect-2	Speed	Sect-3	Speed	TopSpeed	laptime	pit	lap	Sect-1	Speed	Sect-2	Speed	Sect-3	Speed	Topspeed	laptime	pit
1	Pit Out		33.069	105.0	42.333			2:01.668		12	34.152		33.176	117.8	Pit In		298.3	2:01.856	
2	36.836		31.336	113.6	41.606		274.8	1:49.778		13	Pit Out		30.804	117.0	41.653			12:32.473	
3	35.516		35.995	<u>123.6</u>	42.015		271.4	1:53.526		14	34.316		30.140	121.8	41.215		299.2	1:45.671	
4	34.949		31.487	123.1	41.506		274.1	1:47.942		15	34.122		30.245	120.5	40.875		<u>300.8</u>	1:45.242	
5	34.866		30.583	119.6	40.856		283.5	1:46.305		16	<u>33.906</u>		32.308	119.9	<u>40.750</u>		295.1	1:46.964	
6	34.788		<u>29.952</u>	121.5	40.799		282.0	1:45.539		17	34.322		30.137	123.4	41.339		290.3	1:45.798	
7	35.879		30.550	119.3	Pit In		294.3	2:05.913		18	34.485		30.070	121.8	40.974		290.3	1:45.529	
8	Pit Out		30.660	117.3	41.221			10:09.924		19	34.430		30.089	123.3	41.073		288.8	1:45.592	
9	34.654		30.094	122.4	41.166		296.7	1:45.914		20	34.625		30.049	121.9	41.043		286.5	1:45.717	
10	34.515		30.283	117.8	40.921		292.7	1:45.719		21	34.188		30.448	121.3	41.402		291.9	1:46.038	
11	34.256		30.120	118.4	40.857		297.5	<u>1:45.233</u>		22	35.856		34.593	111.2	Pit In		291.9	2:02.939	



## FEEL RACING TEST

Test Day

27 - 29 January 2025

Laps and Sector Times - FEEL RACING TEST - 28-01-202

Autodromo Internacional Algarve - 4592mtr.

5										Y. MONTELLA - Bike 1										Ducati									
lap	Sect-1	Speed	Sect-2	Speed	Sect-3	Speed	TopSpeed	laptime	pit	lap	Sect-1	Speed	Sect-2	Speed	Sect-3	Speed	Topspeed	laptime	pit										
1	Pit Out		31.867	113.3	Pit In			2:08.041		19	34.460		31.856	121.9	40.956		295.9	1:47.272											
2	Pit Out		30.615	119.7	41.012			10:14.982		20	34.023		29.932	121.9	40.299		295.1	1:44.254											
3	34.527		30.030	119.5	40.940		288.8	1:45.497		21	33.656		35.053	118.4	Pit In		305.1	1:59.672											
4	34.493		29.752	120.8	40.554		292.7	1:44.799		22	Pit Out		30.733	117.6	40.621			18:42.228											
5	34.818		29.900	122.3	40.684		285.7	1:45.402		23	33.531		30.029	126.0	<u>40.071</u>		289.5	1:43.631											
6	34.118		29.678	124.3	40.847		293.5	1:44.643		24	33.591		29.426	127.2	40.092		306.8	1:43.109											
7	33.941		29.769	123.7	40.767		300.0	1:44.477		25	33.401		29.519	125.9	40.158		305.1	1:43.078											
8	34.186		29.615	123.6	40.617		300.8	1:44.418		26	<u>33.369</u>		29.500	122.7	40.095		305.9	<u>1:42.964</u>											
9	34.558		29.790	121.6	40.343		301.7	1:44.691		27	33.951		29.567	123.6	40.203		305.1	1:43.721											
10	33.991		29.919	122.4	40.455		297.5	1:44.365		28	33.671		<u>29.368</u>	123.9	40.560		304.2	1:43.599											
11	33.724		35.017	114.0	Pit In		299.2	2:01.106		29	33.555		29.728	<u>129.5</u>	41.323		305.1	1:44.606											
12	Pit Out		31.134	115.5	41.152			30:56.381		30	33.688		29.596	127.4	40.290		305.1	1:43.574											
13	34.140		30.217	122.0	40.324		291.9	1:44.681		31	33.691		29.755	123.0	40.166		302.5	1:43.612											
14	33.901		30.031	120.8	40.347		306.8	1:44.279		32	33.503		29.517	126.9	41.247		302.5	1:44.267											
15	33.699		29.686	124.6	40.574		301.7	1:43.959		33	43.052		38.137	116.5	Pit In		295.9	2:15.030											
16	33.771		29.721	124.1	40.144		304.2	1:43.636		34	Pit Out		31.600	114.8	Pit In			2:33.552											
17	20:10.455		30.747	117.5	43.584		<u>307.7</u>	21:24.786		35	Pit Out		32.365	100.8	Pit In			2:40.829											
18	38.274		32.358	118.0	41.314		302.5	1:51.946		36	Pit Out		33.412	108.2	Pit In			3:15.552											

6																			
lap	Sect-1	Speed	Sect-2	Speed	Sect-3	Speed	TopSpeed	laptime	pit	lap	Sect-1	Speed	Sect-2	Speed	Sect-3	Speed	Topspeed	laptime	pit
1	Pit Out		40.857	92.8	51.561			2:22.584		58	35.937		31.187	113.6	41.941			1:49.065	
2	41.920		36.311	101.0	Pit In		234.3	2:17.768		59	35.298		31.463	114.3	41.983		287.2	1:48.744	
3	Pit Out		37.191	103.4	46.911			9:17.787		60	35.182		31.383	114.0	41.863			1:48.428	
4	40.346		34.196	110.5	45.377		253.5	1:59.919		61	35.333		31.399	118.4	42.013		285.0	1:48.745	
5	38.465		32.714	111.9	44.160		262.1	1:55.339		62	35.323		31.811	112.0	42.034		286.5	1:49.168	
6	37.236		32.481	116.0	43.301		274.8	1:53.018		63	35.577		31.508	111.1	42.057		284.2	1:49.142	
7	37.009		32.011	115.5	42.881		276.2	1:51.901		64	35.589		31.174	112.1	42.042		283.5	1:48.805	
8	36.438		32.323	117.0	42.692		272.7	1:51.453		65	35.504		31.380	115.8	42.042		285.0	1:48.926	
9	36.230		32.036	121.1	43.006		272.0	1:51.272		66	35.854		31.415	113.2	Pit In		285.0	2:04.960	
10	36.821		31.761	118.4	42.552		275.5	1:51.134		67	Pit Out		31.968	115.6	43.078			3:16.876	
11	36.245		31.297	122.0	42.373		282.0	1:49.915		68	35.293		31.103	121.8	41.928		283.5	1:48.324	
12	38.840		33.192	110.7	Pit In		272.0	2:09.205		69	35.313		31.050	118.0	41.886		284.2	1:48.249	
13	Pit Out		35.350	98.5	47.869			3:04.136		70	35.107		30.557	115.8	41.550			1:47.214	
14	38.906		33.962	105.4	45.446		251.7	1:58.314		71	34.634		30.758	119.6	41.437		287.2	1:46.829	
15	38.068		33.411	102.5	45.076		269.3	1:56.555		72	35.562		30.881	119.7	41.643		287.2	1:48.086	
16	38.050		33.045	105.6	44.213		258.4	1:55.308		73	34.988		37.031	109.0	Pit In		288.0	2:08.834	
17	36.987		32.239	107.9	43.791		277.6	1:53.017		74	Pit Out		31.014	122.0	41.969			23:56.271	
18	36.681		40.943	108.2	45.142		268.7	2:02.766		75	34.806		30.617	122.2	41.637		283.5	1:47.060	
19	37.423		32.445	105.3	Pit In		267.3	2:05.971		76	34.785		33.024	112.6	41.930		288.0	1:49.739	
20	Pit Out		34.411	106.6	44.688			7:12.012		77	34.912		30.478	120.4	40.896		288.0	1:46.286	
21	37.210		32.621	113.3	43.181		273.4	1:53.012		78	36.554		32.023	118.3	Pit In		285.7	2:01.888	
22	36.645		32.585	114.9	43.205		268.7	1:52.435		79	Pit Out		34.188	118.0	42.485			15:59.020	
23	36.894		32.366	113.3	42.688		275.5	1:51.948		80	34.819		30.513	120.5	41.065		285.0	1:46.397	
24	36.429		32.174	111.0	42.640		281.3	1:51.243		81	34.659		<u>30.178</u>	<u>123.6</u>	41.248		290.3	1:46.085	
25	36.010		32.189	112.1	42.650		284.2	1:50.849		82	34.486		30.464	120.5	40.985		289.5	1:45.935	
26	38.785		34.085	109.9	43.503		278.4	1:56.373		83	37.884		30.965	119.7	41.235		288.8	1:50.084	
27	36.328		32.350	112.0	43.101		281.3	1:51.779		84	<u>34.390</u>		30.228	122.0	40.877		289.5	<u>1:45.495</u>	



## FEEL RACING TEST

Test Day

27 - 29 January 2025

Laps and Sector Times - FEEL RACING TEST - 28-01-202

Autodromo Internacional Algarve - 4592mtr.

28	36.100	32.179	113.2	42.641	280.5	1:50.920	85	35.226	31.524	114.8	Pit In	291.9	1:59.859
29	36.484	32.072	113.9	Pit In		2:06.531	86	Pit Out	32.412	107.8	43.810		2:54.576
30	Pit Out	33.753	112.0	44.617		3:41.647	87	35.941	30.759	118.6	41.538	282.0	1:48.238
31	37.621	32.202	116.3	44.831	262.8	1:54.654	88	35.479	30.639	122.3	41.315	291.9	1:47.433
32	36.531	31.730	121.3	43.039	271.4	1:51.300	89	35.160	30.265	120.8	40.919	287.2	1:46.344
33	35.851	31.287	115.3	42.357	273.4	1:49.495	90	35.025	30.509	118.3	40.998	285.0	1:46.532
34	35.566	31.625	117.3	42.191	278.4	1:49.382	91	34.900	30.325	122.2	40.917	282.0	1:46.142
35	35.872	31.281	119.5	42.492	274.8	1:49.645	92	34.927	30.823	117.1	49.317	282.0	1:55.067
36	35.950	31.323	116.3	42.522	277.6	1:49.795	93	34.757	31.176	121.5	41.253	288.0	1:47.186
37	35.378	31.053	116.9	41.789	285.7	1:48.220	94	34.865	30.352	118.7	40.889	286.5	1:46.106
38	36.473	32.804	114.4	Pit In	282.0	2:06.199	95	34.535	30.632	116.4	<u>40.660</u>	291.9	1:45.827
39	Pit Out	32.295	115.6	43.821		3:31.350	96	37.138	35.957	85.4	Pit In	289.5	2:20.074
40	35.464	31.167	118.2	41.712	279.1	1:48.343	97	Pit Out	31.971	108.2	42.357		5:28.460
41	35.216	30.833	114.4	41.686	285.7	1:47.735	98	35.693	30.929	110.0	41.483	278.4	1:48.105
42	35.074	30.742	120.5	41.351	291.9	1:47.167	99	35.502	30.925	110.1	41.744	286.5	1:48.171
43	35.683	31.363	117.6	Pit In	283.5	2:01.647	100	35.238	30.710	116.5	41.566	284.2	1:47.514
44	Pit Out	33.961	107.5	45.785		30:16.099	101	34.996	31.225	116.3	41.597	290.3	1:47.818
45	35.615	31.531	112.7	41.726	272.0	1:48.872	102	35.355	30.633	116.3	41.401	284.2	1:47.389
46	35.583	35.588	113.9	41.966	276.2	1:53.137	103	34.951	30.468	114.4	41.234	287.2	1:46.653
47	35.852	30.953	116.4	41.619	281.3	1:48.424	104	43.127	30.828	115.0	41.904	289.5	1:55.859
48	35.528	30.844	120.7	41.473	279.8	1:47.845	105	35.271	30.378	113.4	41.239	288.0	1:46.888
49	35.787	38.084	111.7	Pit In	283.5	2:10.726	106	36.212	32.079	117.6	Pit In	278.4	2:04.972
50	Pit Out	31.894	106.9	43.120		2:41.870	107	Pit Out	31.923	117.5	42.153		2:57.001
51	36.425	31.175	110.8	42.722	270.0	1:50.322	108	35.749	31.124	118.2	41.820		1:48.693
52	36.215	30.955	108.9	42.051	279.1	1:49.221	109	36.136	31.299	118.9	41.670	288.8	1:49.105
53	35.959	30.966	110.8	41.947	282.0	1:48.872	110	35.288	30.981	118.7	41.651		1:47.920
54	36.150	30.737	111.7	41.830	281.3	1:48.717	111	35.011	31.267	120.8	41.774		1:48.052
55	35.887	30.745	108.1	Pit In	277.6	2:00.455	112	35.147	30.991	121.1	41.285	285.7	1:47.423
56	Pit Out	31.925	118.7	42.471		9:01.149	113	34.794	31.241	120.0	41.700	291.9	1:47.735
57	35.808	31.882	116.3	42.359	285.0	1:50.049	114	34.941	31.489	119.7	41.555		1:47.985

7		I. LECUONA - Bike 2								HONDA CBR 1000 RR-R										
lap	Sect-1	Speed	Sect-2	Speed	Sect-3	Speed	TopSpeed	laptime	pit	lap	Sect-1	Speed	Sect-2	Speed	Sect-3	Speed	Topspeed	laptime	pit	
1	Pit Out		32.587	111.2	43.001			1:56.561		14	39.811		33.195	111.0	Pit In		302.5	2:10.609		
2	36.898		30.609	118.7	41.602		272.0	1:49.109		15	Pit Out		34.179	108.4	Pit In			16:26.797		
3	35.710		30.540	116.4	40.811		291.9	1:47.061		16	Pit Out		33.137	110.9	Pit In			2:37.989		
4	34.814		30.658	114.2	40.846		296.7	1:46.318		17	Pit Out		33.080	113.4	Pit In			22:31.995		
5	34.847		30.428	123.4	Pit In		297.5	1:57.491		18	Pit Out		36.727	111.3	Pit In			2:46.821		
6	Pit Out		31.396	112.6	41.774			21:51.430		19	Pit Out		34.335	106.9	Pit In			25:00.407		
7	35.412		30.246	118.3	40.985		296.7	1:46.643		20	Pit Out		32.116	116.5	Pit In			2:36.071		
8	34.378		30.241	116.3	<u>40.713</u>		300.8	1:45.332		21	Pit Out		32.802	111.2	Pit In			13:47.320		
9	<u>34.058</u>		45.769	114.3	Pit In		302.5	2:12.321		22	Pit Out		32.332	114.5	Pit In			2:35.382		
10	Pit Out		32.369	108.2	44.250			19:09.133		23	Pit Out		34.806	111.1	Pit In			20:13.085		
11	35.000		30.317	119.6	40.944		299.2	1:46.261		24	Pit Out		32.406	113.3	Pit In			2:40.255		
12	34.512		29.986	119.1	40.869		<u>303.4</u>	1:45.367		25	Pit Out		32.358	116.5	Pit In			2:41.355		
13	34.186		<u>29.898</u>	<u>124.3</u>	40.757		302.5	<u>1:44.841</u>		26										

9		D. PETRUCCI - Bike 1								Ducati									
lap	Sect-1	Speed	Sect-2	Speed	Sect-3	Speed	TopSpeed	laptime	pit	lap	Sect-1	Speed	Sect-2	Speed	Sect-3	Speed	Topspeed	laptime	pit
1	Pit Out		32.793	112.6	43.868			1:54.551		3	<u>35.094</u>		<u>31.133</u>	115.4	Pit In		<u>282.0</u>	1:57.905	



## FEEL RACING TEST

Test Day

27 - 29 January 2025

Laps and Sector Times - FEEL RACING TEST - 28-01-202

Autodromo Internacional Algarve - 4592mtr.

2	36.200	31.267	<u>118.7</u>	<u>41.772</u>	270.7	<u>1:49.239</u>	4						
---	--------	--------	--------------	---------------	-------	-----------------	---	--	--	--	--	--	--

10 D. PETRUCCI										Ducati									
lap	Sect-1	Speed	Sect-2	Speed	Sect-3	Speed	TopSpeed	laptime	pit	lap	Sect-1	Speed	Sect-2	Speed	Sect-3	Speed	Topspeed	laptime	pit
1	Pit Out		32.231	117.0	41.290			1:49.703		24	Pit Out		30.367	<u>125.1</u>	40.356			19:02.733	
2	34.788		30.241	112.3	40.551		294.3	1:45.580		25	33.547		29.365	121.9	39.981		307.7	1:42.893	
3	34.347		29.942	117.9	40.616		302.5	1:44.905		26	33.384		29.162	124.4	39.945		311.2	1:42.491	
4	34.183		29.789	117.8	40.312		299.2	1:44.284		27	35.989		33.697	124.4	40.132		<u>313.0</u>	1:49.818	
5	34.232		29.941	116.3	40.290		301.7	1:44.463		28	33.348		29.392	122.0	44.325		307.7	1:47.065	
6	39.144		34.584	113.6	Pit In		288.0	<u>2:07.809</u>		29	37.391		35.922	114.2	43.143		309.5	1:56.456	
7	Pit Out		30.590	116.9	40.773			<u>24:52.720</u>		30	33.334		29.334	123.7	39.575		305.9	1:42.243	
8	34.167		29.737	118.8	40.112		301.7	1:44.016		31	36.079		32.809	118.7	Pit In		312.1	1:58.975	
9	33.947		29.549	116.9	39.914		302.5	1:43.410		32	Pit Out		30.516	122.9	40.232			13:35.648	
10	33.891		29.571	120.8	40.113		299.2	1:43.575		33	<u>33.090</u>		<u>28.966</u>	124.3	<u>39.313</u>		307.7	<u>1:41.369</u>	
11	33.779		29.750	121.1	Pit In		300.8	1:58.681		34	36.996		32.815	119.1	39.982		297.5	1:49.793	
12	Pit Out		30.563	117.3	40.705			<u>28:25.409</u>		35	33.350		29.903	120.8	39.956		309.5	1:43.209	
13	33.995		29.528	121.2	40.146		300.0	1:43.669		36	33.252		29.288	122.4	39.903		310.3	1:42.443	
14	33.728		30.098	119.7	40.361		302.5	1:44.187		37	42.346		32.627	116.1	Pit In		301.7	<u>2:08.668</u>	
15	33.696		29.648	119.3	40.286		305.1	1:43.630		38	Pit Out		30.137	123.4	41.655			<u>16:51.076</u>	
16	39.877		35.260	114.6	Pit In		304.2	<u>2:09.607</u>		39	33.428		29.504	119.9	40.034		306.8	1:42.966	
17	Pit Out		30.296	116.5	40.526			<u>17:15.917</u>		40	33.422		36.565	123.9	40.249		310.3	1:50.236	
18	33.667		29.494	118.4	39.700		302.5	1:42.861		41	37.160		35.251	119.6	48.740		311.2	2:01.151	
19	33.651		29.474	123.1	39.928		302.5	1:43.053		42	33.482		29.153	122.9	39.567		310.3	1:42.202	
20	33.516		29.613	122.9	39.960		305.1	1:43.089		43	33.798		29.365	119.6	39.814		308.6	1:42.977	
21	33.568		29.543	118.3	39.839		305.9	1:42.950		44	33.126		29.505	121.1	39.705		311.2	1:42.336	
22	33.405		29.616	116.8	39.709		307.7	1:42.730		45	33.389		29.416	122.7	39.696		311.2	1:42.501	
23	37.471		32.885	117.8	Pit In		300.8	<u>2:00.168</u>		46									

11 N. BULEGA - Bike 2										Ducati									
lap	Sect-1	Speed	Sect-2	Speed	Sect-3	Speed	TopSpeed	laptime	pit	lap	Sect-1	Speed	Sect-2	Speed	Sect-3	Speed	Topspeed	laptime	pit
1	Pit Out		33.650	113.6	43.950			1:59.557		15	6:04.797		30.146	122.2	40.258		306.8	7:15.201	
2	42.898		33.513	111.1	Pit In		274.8	2:10.491		16	33.529		29.253	123.7	39.631		307.7	1:42.413	
3	Pit Out		30.441	123.3	40.302			<u>1:57:01.996</u>		17	33.576		29.217	122.2	39.639		304.2	1:42.432	
4	33.758		29.955	123.3	39.981		303.4	1:43.694		18	33.296		35.096	116.1	Pit In		307.7	<u>2:00.377</u>	
5	37.655		29.813	119.7	40.042		307.7	1:47.510		19	Pit Out		29.800	123.1	39.480			7:18.631	
6	33.548		29.387	117.9	39.644		303.4	1:42.579		20	33.323		<u>29.004</u>	123.1	<u>39.319</u>		305.9	1:41.646	
7	33.622		29.252	122.9	39.592		305.1	1:42.466		21	33.221		29.070	119.3	39.333		<u>312.1</u>	<u>1:41.624</u>	
8	33.425		29.361	120.9	39.682		307.7	1:42.468		22	33.329		29.023	118.8	39.431		308.6	1:41.783	
9	33.506		29.361	122.6	39.519		306.8	1:42.386		23	36.226		31.277	120.5	Pit In		309.5	1:59.290	
10	33.789		29.705	123.7	39.550		296.7	1:43.044		24	Pit Out		30.179	124.1	39.701			9:48.314	
11	33.466		29.244	119.9	39.737		306.8	1:42.447		25	<u>33.177</u>		29.191	<u>126.8</u>	39.329		307.7	1:41.697	
12	35.547		32.877	119.1	Pit In		306.8	<u>2:05.858</u>		26	33.214		29.173	123.0	39.530		309.5	1:41.917	
13	Pit Out		30.190	121.1	40.087			<u>21:39.537</u>		27	36.231		31.468	119.2	Pit In		309.5	1:59.082	
14	33.616		29.443	120.9	39.511		303.4	1:42.570		28									

11 N. BULEGA - Bike 1										Ducati									
lap	Sect-1	Speed	Sect-2	Speed	Sect-3	Speed	TopSpeed	laptime	pit	lap	Sect-1	Speed	Sect-2	Speed	Sect-3	Speed	Topspeed	laptime	pit
1	Pit Out		32.209	111.6	42.512			1:54.617		18	33.567		29.398	117.3	39.636		302.5	1:42.601	
2	37.861		30.788	116.3	41.366		295.9	1:50.015		19	33.402		29.221	119.7	39.559		302.5	1:42.182	
3	34.847		30.279	121.1	40.838		285.0	1:45.964		20	33.688		29.332	119.9	39.729		303.4	1:42.749	
4	34.418		30.075	120.4	40.224		292.7	1:44.717		21	33.276		29.469	118.6	39.676		303.4	1:42.421	



## FEEL RACING TEST

Test Day

27 - 29 January 2025

Laps and Sector Times - FEEL RACING TEST - 28-01-202

Autodromo Internacional Algarve - 4592mtr.

5	33.984	29.918	120.3	40.025	300.0	1:43.927	22	37.034	31.043	120.4	Pit In	296.7	2:01.663
6	33.762	29.557	123.4	40.026	304.2	1:43.345	23	Pit Out	30.531	119.7	41.033		1:43:05.631
7	33.673	29.574	117.5	40.235	305.1	1:43.482	24	35.312	29.096	125.4	39.517	307.7	1:43.925
8	33.740	29.727	121.1	39.866	303.4	1:43.333	25	33.287	28.881	120.9	39.211	304.2	1:41.379
9	33.850	29.645	122.4	40.238	304.2	1:43.733	26	33.288	28.945	125.6	39.272	305.9	1:41.505
10	38.483	32.208	116.8	Pit In	302.5	2:04.402	27	35.878	30.840	120.3	Pit In	308.6	1:54.218
11	Pit Out	31.457	122.9	40.421		8:32.048	28	Pit Out	30.264	123.7	39.277		3:30.509
12	33.984	29.684	120.8	39.912	301.7	1:43.580	29	<u>32.659</u>	34.307	123.0	40.706	307.7	1:47.672
13	33.558	29.747	118.7	40.497	305.9	1:43.802	30	32.966	<u>28.617</u>	125.7	<u>39.165</u>	307.7	<u>1:40.748</u>
14	33.674	30.055	117.5	39.885	303.4	1:43.614	31	32.994	29.009	<u>126.0</u>	39.243	305.1	1:41.246
15	34.089	29.501	120.4	39.771	302.5	1:43.361	32	41.779	30.900	119.7	39.938	308.6	1:52.617
16	33.427	30.537	124.3	Pit In	301.7	2:00.740	33	41.138	31.456	121.5	Pit In	<u>313.0</u>	2:05.728
17	Pit Out	30.107	118.7	40.012		7:11.622	34						

12 J. FORÉS - Bike 2										BIMOTA									
lap	Sect-1	Speed	Sect-2	Speed	Sect-3	Speed	TopSpeed	laptime	pit	lap	Sect-1	Speed	Sect-2	Speed	Sect-3	Speed	Topspeed	laptime	pit
1	Pit Out		38.789	94.9	50.247			2:11.168		11	38.332		34.784	103.1	46.773		<u>279.1</u>	1:59.889	
2	40.481		36.004	102.4	48.057		248.8	2:04.542		12	39.585		35.175	101.5	Pit In		273.4	2:15.913	
3	39.733		35.628	103.7	47.006		252.3	2:02.367		13	Pit Out		35.389	100.6	45.975			10:34.868	
4	38.827		36.554	103.5	47.209		265.4	2:02.590		14	38.252		34.389	102.2	45.785		272.7	1:58.426	
5	39.154		35.457	104.8	47.042		268.0	2:01.653		15	38.206		34.585	103.6	45.755		268.7	1:58.546	
6	39.203		35.185	103.1	Pit In		272.7	3:19.756		16	38.214		35.560	101.2	Pit In		274.1	2:13.730	
7	Pit Out		35.936	100.8	47.742			33:06.387		17	Pit Out		35.223	103.6	45.739			13:10.845	
8	38.981		35.394	100.8	47.165		273.4	2:01.540		18	37.840		<u>33.853</u>	<u>108.0</u>	45.580		272.0	1:57.273	
9	38.563		35.333	103.2	46.740		260.2	2:00.636		19	<u>37.731</u>		33.853	103.7	<u>45.230</u>		271.4	<u>1:56.814</u>	
10	38.873		35.169	101.2	46.551		264.1	2:00.593		20	39.364		35.341	101.1	Pit In		278.4	2:12.425	

14 S. LOWES - Bike 3										Ducati Panigale V4R									
lap	Sect-1	Speed	Sect-2	Speed	Sect-3	Speed	TopSpeed	laptime	pit	lap	Sect-1	Speed	Sect-2	Speed	Sect-3	Speed	Topspeed	laptime	pit
1	Pit Out		34.893	101.0	44.977			2:00.602		29	33.910		34.256	118.9	40.758		283.5	1:48.924	
2	40.626		32.663	113.0	42.614		233.3	1:55.903		30	33.607		29.702	124.1	39.844		300.8	1:43.153	
3	36.158		31.320	113.7	41.555		266.0	1:49.033		31	33.569		29.233	123.0	39.786		302.5	1:42.588	
4	35.239		31.767	118.7	41.585		268.7	1:48.591		32	35.513		29.701	120.5	Pit In		274.1	1:55.258	
5	35.187		31.374	121.3	41.185		279.1	1:47.746		33	Pit Out		30.368	119.7	40.927			22:44.445	
6	34.835		30.442	117.6	40.688		280.5	1:45.965		34	33.700		29.750	122.3	40.009		304.2	1:43.459	
7	35.690		31.095	114.5	Pit In		288.8	2:02.812		35	33.692		29.593	123.9	39.968		304.2	1:43.253	
8	Pit Out		31.326	114.8	41.068			12:58.387		36	33.628		29.609	121.3	41.071		300.8	1:44.308	
9	34.707		29.980	116.0	41.311		286.5	1:45.998		37	33.860		29.524	123.6	40.070		303.4	1:43.454	
10	34.748		29.821	121.2	40.419		288.8	1:44.988		38	33.507		29.211	125.0	40.471		303.4	1:43.189	
11	34.389		29.826	118.6	40.443		292.7	1:44.658		39	33.395		29.547	122.9	39.951		305.9	1:42.893	
12	21:45.134		30.845	111.7	42.275		268.7	22:58.254		40	35.506		30.558	118.7	Pit In		302.5	1:59.172	
13	35.073		30.062	122.4	40.476		302.5	1:45.611		41	Pit Out		29.978	122.7	40.352			16:03.346	
14	38.948		31.075	115.8	40.955		284.2	1:50.978		42	33.429		29.376	119.1	39.587		304.2	1:42.392	
15	34.137		29.987	120.3	40.427		303.4	1:44.551		43	33.366		29.555	122.7	40.315		301.7	1:43.236	
16	34.222		29.712	123.3	40.166		306.8	1:44.100		44	33.299		29.365	123.9	39.527		307.7	1:42.191	
17	34.216		29.667	123.7	40.290		304.2	1:44.173		45	33.415		29.317	126.0	39.720		308.6	1:42.452	
18	33.949		29.820	120.1	Pit In		300.8	1:58.028		46	33.280		29.418	123.7	40.277		303.4	1:42.975	
19	Pit Out		30.801	120.3	40.711			13:41.180		47	33.339		29.516	123.9	40.001		306.8	1:42.856	
20	34.063		29.640	125.4	40.315		302.5	1:44.018		48	35.966		31.079	121.2	Pit In		301.7	2:00.669	
21	33.739		29.610	121.2	39.962		303.4	1:43.311		49	Pit Out		30.716	122.0	40.570			41:14.697	



## FEEL RACING TEST

Test Day

27 - 29 January 2025

Laps and Sector Times - FEEL RACING TEST - 28-01-202

Autodromo Internacional Algarve - 4592mtr.

22	33.664	29.732	124.3	40.017	300.8	1:43.413	50	33.109	29.554	124.6	39.631	305.9	1:42.294
23	33.661	29.401	123.6	39.889	303.4	1:42.951	51	33.211	29.684	122.9	39.706	306.8	1:42.601
24	36.214	32.194	121.9	Pit In	289.5	1:59.137	52	33.270	<u>29.121</u>	<u>128.9</u>	Pit In	307.7	2:04.436
25	Pit Out	30.399	121.9	40.659		16:16.693	53	Pit Out	30.968	123.9	39.792		4:42.264
26	33.730	30.182	122.7	40.082	301.7	1:43.994	54	<u>32.837</u>	29.277	128.1	<u>39.466</u>	<u>309.5</u>	<u>1:41.580</u>
27	33.812	29.454	125.6	40.115	297.5	1:43.381	55	32.887	29.468	123.4	39.544	308.6	1:41.899
28	33.649	29.625	122.2	40.042	304.2	1:43.316	56	35.769	30.418	122.9	Pit In	308.6	2:00.816

17 R. VICKERS - Bike 2																				
lap	Sect-1	Speed	Sect-2	Speed	Sect-3	Speed	TopSpeed	laptime	pit	lap	Sect-1	Speed	Sect-2	Speed	Sect-3	Speed	Topspeed	laptime	pit	
1	Pit Out		34.598	106.5	44.086			1:59.690		29	34.063		30.037	113.9	40.762		299.2	1:44.862		
2	36.151		39.520	110.4	42.256		257.1	1:57.927		30	34.193		30.042	118.0	40.646		302.5	1:44.881		
3	35.528		31.475	113.1	41.249		284.2	1:48.252		31	37.884		30.933	113.4	Pit In		300.8	2:00.836		
4	35.951		33.026	112.9	41.059		244.3	1:50.036		32	Pit Out		30.821	117.0	41.106			19:06.081		
5	34.845		30.660	116.4	40.804		296.7	1:46.309		33	34.139		30.020	116.8	40.388		298.3	1:44.547		
6	34.603		31.982	116.9	41.570		279.8	1:48.155		34	37.778		30.442	116.6	40.495		305.9	1:48.715		
7	34.517		30.491	121.2	40.872		300.8	1:45.880		35	34.080		29.996	119.9	40.355		290.3	1:44.431		
8	34.406		30.487	115.9	40.868		298.3	1:45.761		36	33.645		29.953	119.1	40.255		305.1	1:43.853		
9	34.910		30.733	116.6	40.856		295.9	1:46.499		37	35.778		32.121	114.3	Pit In		307.7	1:59.960		
10	34.307		30.434	116.1	40.591		300.0	1:45.332		38	Pit Out		31.084	115.3	41.248			23:58.405		
11	16:20.823		31.339	113.1	41.747			17:33.909		39	34.063		30.265	117.4	40.476		300.0	1:44.804		
12	34.871		30.406	116.5	41.325		287.2	1:46.602		40	34.227		30.912	119.1	40.693		302.5	1:45.832		
13	37.641		30.679	121.1	41.485		301.7	1:49.805		41	33.949		30.111	117.5	40.408		305.1	1:44.468		
14	35.090		30.541	118.8	41.922		300.8	1:47.553		42	33.944		30.172	112.3	40.510		301.7	1:44.626		
15	34.456		30.386	113.0	41.347		297.5	1:46.189		43	33.837		34.315	113.8	Pit In		299.2	2:01.944		
16	34.380		30.307	117.6	40.786		300.8	1:45.473		44	Pit Out		30.937	116.4	40.445			21:37.704		
17	37.846		40.116	113.6	Pit In		296.7	2:13.966		45	33.745		29.716	120.5	40.029		305.1	1:43.490		
18	Pit Out		31.957	113.2	44.002			17:24.469		46	33.775		29.747	117.3	40.280		304.2	1:43.802		
19	34.908		30.379	117.0	40.886		285.0	1:46.173		47	37.203		29.920	121.8	40.615		<u>308.6</u>	1:47.738		
20	34.538		30.228	116.8	40.908		289.5	1:45.674		48	34.191		30.138	117.4	40.394		296.7	1:44.723		
21	34.441		29.999	120.0	40.646		296.7	1:45.086		49	38.336		31.675	115.3	Pit In		286.5	2:02.004		
22	34.207		30.054	114.4	40.691		302.5	1:44.952		50	Pit Out		32.632	114.4	44.861			17:19.521		
23	34.140		30.165	116.9	40.417		304.2	1:44.722		51	<u>33.514</u>		<u>29.453</u>	115.3	<u>39.617</u>		299.2	<u>1:42.584</u>		
24	33.905		29.994	116.3	40.610		304.2	1:44.509		52	35.227		31.562	116.0	40.706		303.4	1:47.495		
25	34.269		30.332	115.1	40.663		300.8	1:45.264		53	33.906		29.634	<u>122.0</u>	Pit In		297.5	1:57.809		
26	40.263		32.663	113.1	Pit In		291.9	2:08.001		54	Pit Out		42.991	116.4	Pit In			4:03.305		
27	Pit Out		31.250	112.0	41.339			15:28.835		55	Pit Out		35.113	105.5	Pit In			2:46.832		
28	34.118		30.284	115.6	40.968		300.0	1:45.370		56										

19 A. BAUTISTA - Bike 2										Ducati									
lap	Sect-1	Speed	Sect-2	Speed	Sect-3	Speed	TopSpeed	laptime	pit	lap	Sect-1	Speed	Sect-2	Speed	Sect-3	Speed	Topspeed	laptime	pit
1	Pit Out		30.819	117.6	40.835			1:46.936		13	33.525		29.674	119.2	39.886		304.2	1:43.085	
2	34.303		29.929	117.0	40.374		300.8	1:44.606		14	33.459		29.575	<u>122.4</u>	40.101		305.1	1:43.135	
3	33.961		29.907	113.9	40.115		303.4	1:43.983		15	33.563		29.591	116.1	39.793		305.1	1:42.947	
4	33.952		29.887	118.9	40.104		302.5	1:43.943		16	36.084		30.550	114.4	Pit In		285.0	1:57.118	
5	34.055		29.714	118.0	40.116		298.3	1:43.885		17	Pit Out		30.662	117.0	40.323			1:07:02.823	
6	33.656		29.676	117.3	39.927		304.2	1:43.259		18	33.326		30.474	115.4	39.953		306.8	1:43.753	
7	33.557		29.794	118.6	39.954		304.2	1:43.305		19	33.651		29.668	119.6	39.804		305.9	1:43.123	
8	38.181		31.329	113.3	Pit In		304.2	1:59.664		20	33.513		29.812	120.8	39.700		309.5	1:43.025	
9	Pit Out		30.116	121.2	40.482			15:48.937		21	15:54.433		29.923	117.5	39.872		<u>312.1</u>	17:04.228	



## FEEL RACING TEST

Test Day

27 - 29 January 2025

Laps and Sector Times - FEEL RACING TEST - 28-01-202

Autodromo Internacional Algarve - 4592mtr.

10	33.517	29.597	120.9	39.762	304.2	1:42.876	22	33.276	29.475	120.3	<u>39.391</u>	308.6	1:42.142
11	33.734	29.643	116.8	39.759	302.5	1:43.136	23	33.232	<u>29.356</u>	121.2	39.553	311.2	<u>1:42.141</u>
12	33.363	29.906	115.4	39.788	303.4	1:43.057	24	<u>33.089</u>	2:33.009	75.3	Pit In	311.2	4:16.835

19 A. BAUTISTA - Bike 1										Ducati									
lap	Sect-1	Speed	Sect-2	Speed	Sect-3	Speed	TopSpeed	laptime	pit	lap	Sect-1	Speed	Sect-2	Speed	Sect-3	Speed	Topspeed	laptime	pit
1	Pit Out		33.533	112.3	42.099			1:55.697		19	35.377		31.629	116.0	Pit In		306.8	1:55.719	
2	36.097		30.717	117.0	41.352		272.0	1:48.166		20	Pit Out		30.171	117.0	40.494			17:49.672	
3	34.800		30.289	118.9	40.756		285.0	1:45.845		21	33.914		29.844	117.4	39.903		303.4	1:43.661	
4	34.760		30.209	117.8	40.483		288.0	1:45.452		22	33.632		29.605	118.3	39.893		303.4	1:43.130	
5	34.756		30.125	119.3	40.274		293.5	1:45.155		23	33.493		29.712	117.3	39.790		306.8	1:42.995	
6	35.068		29.976	117.3	Pit In		278.4	1:55.267		24	33.343		29.703	116.4	39.772		309.5	1:42.818	
7	Pit Out		30.338	113.8	40.683			16:01.954		25	33.639		29.742	117.0	39.814		313.0	1:43.195	
8	34.317		30.013	115.9	40.398		295.1	1:44.728		26	33.268		29.487	115.4	39.885		311.2	1:42.640	
9	34.252		29.978	115.8	40.187		294.3	1:44.417		27	34.749		31.313	116.9	Pit In		310.3	1:54.615	
10	34.156		29.891	116.9	40.107		300.8	1:44.154		28	Pit Out		30.222	120.3	40.004			58:25.819	
11	33.821		30.298	115.5	40.433		298.3	1:44.552		29	33.452		<u>29.371</u>	121.3	39.551		312.1	<u>1:42.374</u>	
12	04:26.533		30.981	116.1	40.310		300.8	1:05:37.824		30	33.439		29.484	<u>123.1</u>	<u>39.509</u>		313.0	1:42.432	
13	33.551		30.108	117.4	39.796		305.1	1:43.455		31	<u>33.173</u>		29.561	120.3	39.672		<u>314.0</u>	1:42.406	
14	33.531		29.643	118.9	40.033		300.0	1:43.207		32	33.566		29.498	119.6	39.666		312.1	1:42.730	
15	33.519		29.872	119.6	39.795		302.5	1:43.186		33	39.243		34.417	116.1	Pit In		<u>314.0</u>	2:07.678	
16	33.550		29.697	118.6	39.869		303.4	1:43.116		34	Pit Out		30.903	119.6	40.557			13:24.671	
17	33.480		29.697	115.3	39.885		304.2	1:43.062		35	34.694		29.884	118.7	Pit In		308.6	1:55.437	
18	33.618		29.520	117.8	39.793		307.7	1:42.931		36	Pit Out		30.269	116.3	Pit In			2:32.582	

21 M. RINALDI										Yamaha									
lap	Sect-1	Speed	Sect-2	Speed	Sect-3	Speed	TopSpeed	laptime	pit	lap	Sect-1	Speed	Sect-2	Speed	Sect-3	Speed	Topspeed	laptime	pit
1	Pit Out		31.880	114.6	43.324			1:51.122		27	35.025		29.958	116.6	41.303		259.0	1:46.286	
2	37.332		31.208	115.5	42.593		248.8	1:51.133		28	35.155		30.095	116.4	40.978		257.8	1:46.228	
3	36.374		30.819	117.5	42.144		252.9	1:49.337		29	41.803		32.357	115.0	Pit In		260.2	2:07.553	
4	36.198		42.129	115.0	42.661		254.7	2:00.988		30	Pit Out		31.596	113.9	42.232			26:24.914	
5	36.180		30.820	116.4	42.056		255.3	1:49.056		31	35.432		30.414	119.5	41.268		255.9	1:47.114	
6	36.251		31.773	115.5	Pit In		254.7	2:02.103		32	35.390		30.287	119.9	41.227		257.1	1:46.904	
7	Pit Out		31.322	115.6	42.597			23:51.416		33	35.236		30.074	119.1	41.228		259.0	1:46.538	
8	36.387		30.568	118.3	41.792		255.9	1:48.747		34	35.366		30.236	122.3	41.309		258.4	1:46.911	
9	35.904		30.507	117.6	41.609		252.9	1:48.020		35	35.281		30.198	120.5	41.494		261.5	1:46.973	
10	35.569		30.691	118.0	41.875		254.1	1:48.135		36	42.012		32.539	117.4	Pit In		259.0	2:09.737	
11	36:25.473		31.898	111.6	42.703		0.1	37:40.074		37	Pit Out		31.131	115.4	45.575			14:46.242	
12	36.263		30.974	115.0	42.501		252.3	1:49.738		38	35.194		30.203	119.5	41.082		258.4	1:46.479	
13	35.943		30.575	115.6	41.934		255.9	1:48.452		39	35.100		29.979	119.1	40.790		257.1	1:45.869	
14	35.788		30.348	115.3	41.804		255.3	1:47.940		40	35.270		30.123	121.1	46.165		257.1	1:51.558	
15	35.835		30.350	117.9	41.744		257.8	1:47.929		41	35.045		30.128	116.9	40.852		259.0	1:46.025	
16	35.419		30.475	119.2	41.950		254.7	1:47.844		42	44.013		34.584	116.8	Pit In		257.8	2:12.529	
17	35.518		30.251	116.6	41.568		254.7	1:47.337		43	Pit Out		32.347	118.8	41.888			8:51.683	
18	40.005		32.103	114.9	Pit In		255.9	2:04.839		44	35.001		29.903	122.9	<u>40.548</u>		256.5	1:45.452	
19	Pit Out		31.885	113.4	45.288			22:22.706		45	38.981		31.219	<u>123.0</u>	41.779		257.8	1:51.979	
20	36.513		30.977	116.3	Pit In		253.5	2:01.259		46	34.968		29.985	122.7	40.887		257.8	1:45.840	
21	Pit Out		41.090	114.5	42.025			20:01.412		47	40.813		32.745	100.1	Pit In		256.5	2:07.449	
22	35.746		30.485	118.3	41.517		255.3	1:47.748		48	Pit Out		31.331	121.2	57.669			7:37.091	
23	35.519		30.307	116.9	41.423		257.1	1:47.249		49	<u>34.796</u>		29.970	119.7	40.756		259.0	1:45.522	



## FEEL RACING TEST

Test Day

27 - 29 January 2025

Laps and Sector Times - FEEL RACING TEST - 28-01-202

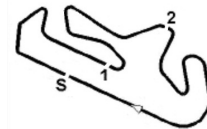
Autodromo Internacional Algarve - 4592mtr.

24	35.513	30.271	119.6	41.144	253.5	1:46.928	50	35.119	<u>29.672</u>	119.2	40.566	257.1	<u>1:45.357</u>
25	35.195	30.211	118.0	41.147	256.5	1:46.553	51	41.130	39.307	90.7	46.022	<u>264.1</u>	2:06.459
26	35.197	30.024	118.0	41.036	261.5	1:46.257	52	2:31.936	59.183	66.4	Pit In	260.9	4:55.741

22 A. LOWES - Bike 2										BIMOTA									
lap	Sect-1	Speed	Sect-2	Speed	Sect-3	Speed	TopSpeed	laptime	pit	lap	Sect-1	Speed	Sect-2	Speed	Sect-3	Speed	Topspeed	laptime	pit
1	Pit Out		31.925	118.7	42.623			1:49.951		30	33.095		29.436	119.2	39.775		302.5	1:42.306	
2	36.593		30.835	117.8	41.178		276.9	1:48.606		31	35.825		32.174	113.4	Pit In		303.4	2:02.407	
3	34.973		30.415	116.4	40.652		277.6	1:46.040		32	Pit Out		31.769	117.1	40.388			25:10.656	
4	36.376		30.422	116.4	40.721		292.7	1:47.519		33	33.505		29.357	119.5	39.792		303.4	1:42.654	
5	34.807		30.006	115.0	40.458		292.7	1:45.271		34	33.499		29.221	120.3	39.551		303.4	1:42.271	
6	34.617		30.596	115.9	Pit In		290.3	2:02.805		35	33.283		29.171	120.3	39.556		304.2	1:42.010	
7	Pit Out		31.278	116.5	41.310			15:12.903		36	33.189		29.131	120.4	39.856		303.4	1:42.176	
8	34.605		30.470	116.1	40.647		289.5	1:45.722		37	36.099		33.727	112.3	Pit In		300.0	2:02.508	
9	34.411		30.091	118.8	40.242		299.2	1:44.744		38	Pit Out		36.410	117.0	40.349			15:11.146	
10	33.665		29.701	120.5	40.220		300.8	1:43.586		39	33.323		29.185	<u>127.2</u>	39.785		305.9	1:42.293	
11	33.750		29.620	120.7	40.145		296.7	1:43.515		40	33.430		29.130	121.9	39.535		305.9	1:42.095	
12	36.073		31.854	113.6	Pit In		295.9	2:01.415		41	33.238		<u>29.028</u>	122.4	39.742		305.9	1:42.008	
13	Pit Out		30.600	116.6	41.146			26:32.940		42	33.144		38.106	119.7	39.987		304.2	1:51.237	
14	34.076		29.602	121.1	40.064		299.2	1:43.742		43	<u>33.058</u>		29.267	117.8	<u>39.494</u>		304.2	<u>1:41.819</u>	
15	33.619		29.468	122.4	40.248		301.7	1:43.335		44	36.103		30.215	117.3	Pit In		304.2	1:57.239	
16	34.753		30.779	115.5	40.874		300.0	1:46.406		45	Pit Out		29.871	117.8	40.072			17:58.477	
17	33.669		29.326	121.1	40.073		299.2	1:43.068		46	33.257		29.195	122.6	39.670		304.2	1:42.122	
18	33.453		32.809	117.4	40.477		302.5	1:46.739		47	33.257		29.155	119.3	39.941		305.1	1:42.353	
19	33.428		29.421	122.2	39.911		303.4	1:42.760		48	33.093		29.219	122.9	39.750		303.4	1:42.062	
20	33.398		29.352	120.9	39.965		304.2	1:42.715		49	33.985		29.343	121.3	39.819		295.9	1:43.147	
21	33.848		32.393	115.9	Pit In		299.2	2:04.357		50	33.107		29.229	122.0	Pit In		303.4	1:53.493	
22	Pit Out		31.718	119.6	41.030			36:18.679		51	Pit Out		29.869	119.2	39.847			14:06.101	
23	34.004		29.695	117.5	40.296		300.0	1:43.995		52	33.829		29.523	120.1	39.587		295.1	1:42.939	
24	33.609		29.506	120.9	40.010		294.3	1:43.125		53	33.544		29.243	118.7	39.666		305.1	1:42.453	
25	33.516		29.371	117.9	39.740		302.5	1:42.627		54	33.230		29.116	120.1	39.583		303.4	1:41.929	
26	33.591		29.270	121.8	39.917		300.8	1:42.778		55	33.146		29.368	117.5	39.617		305.1	1:42.131	
27	33.627		29.330	119.7	39.992		298.3	1:42.949		56	33.274		29.213	121.1	39.585		304.2	1:42.072	
28	33.508		29.288	118.6	39.762		301.7	1:42.558		57	33.248		29.231	119.6	39.604		<u>306.8</u>	1:42.083	
29	33.169		29.345	120.7	39.977		300.8	1:42.491		58	33.232		29.178	120.4	39.760		303.4	1:42.170	

23 M. SCHROETTER																			
lap	Sect-1	Speed	Sect-2	Speed	Sect-3	Speed	TopSpeed	laptime	pit	lap	Sect-1	Speed	Sect-2	Speed	Sect-3	Speed	Topspeed	laptime	pit
1	Pit Out		41.570	94.3	53.897			2:20.068		39	34.787		29.881	120.9	40.879		261.5	1:45.547	
2	44.234		37.295	107.0	50.614		236.8	2:12.143		40	36.241		31.914	111.7	Pit In		261.5	1:59.338	
3	40.804		35.638	108.2	48.413		249.4	2:04.855		41	Pit Out		32.586	113.8	41.904			34:17.419	
4	40.139		35.852	92.6	47.191		251.7	2:03.182		42	38.400		33.513	113.4	41.475		255.9	1:53.388	
5	39.845		35.254	108.9	46.960		250.6	2:02.059		43	35.298		30.169	116.5	41.180		261.5	1:46.647	
6	39.410		34.730	105.9	46.336		251.7	2:00.476		44	35.125		30.346	118.7	41.116		259.0	1:46.587	
7	39.234		34.472	107.2	46.246		251.7	1:59.952		45	35.147		30.036	120.0	41.121		260.9	1:46.304	
8	41.771		37.074	104.3	Pit In		254.7	2:17.212		46	35.145		30.089	116.5	41.122		261.5	1:46.356	
9	Pit Out		36.225	96.1	48.875			25:05.752		47	35.346		31.820	110.9	Pit In		262.1	1:59.074	
10	39.303		34.576	100.8	46.996		252.3	2:00.875		48	Pit Out		33.002	114.2	44.264			17:39.989	
11	38.921		34.648	102.4	46.725		251.2	2:00.294		49	34.851		30.131	112.4	40.906		261.5	1:45.888	
12	38.756		34.777	103.3	46.605		253.5	2:00.138		50	35.001		29.745	116.8	40.840		264.1	1:45.586	





## FEEL RACING TEST

Test Day

27 - 29 January 2025

Laps and Sector Times - FEEL RACING TEST - 28-01-202

Autodromo Internacional Algarve - 4592mtr.

13	42.498	35.922	97.6	Pit In	252.3	2:16.306	51	8:04.901	30.611	111.9	41.327	266.7	9:16.839
14	Pit Out	32.787	106.5	43.955		1:32:26.457	52	34.877	29.905	120.7	40.885	263.4	1:45.667
15	36.827	31.059	110.4	42.064	259.0	1:49.950	53	34.746	29.945	117.9	40.718	262.1	1:45.409
16	35.897	30.698	109.6	45.596	258.4	1:52.191	54	34.785	29.980	121.6	40.784	263.4	1:45.549
17	35.700	30.645	113.2	41.917	255.9	1:48.262	55	34.692	29.845	113.0	40.680	265.4	1:45.217
18	35.435	30.892	115.1	41.744	257.8	1:48.071	56	36.550	31.907	122.3	Pit In	264.7	1:59.172
19	35.609	30.571	117.9	41.566	258.4	1:47.746	57	Pit Out	30.860	119.1	41.787		17:43.208
20	35.406	30.493	111.2	41.384	257.8	1:47.283	58	35.043	30.092	114.8	40.959	264.1	1:46.094
21	38.898	30.559	116.6	43.117	262.1	1:52.574	59	35.011	29.998	118.9	40.936	262.8	1:45.945
22	36.995	30.716	114.5	41.815	262.1	1:49.526	60	34.750	29.868	118.4	41.000	264.1	1:45.618
23	35.479	30.351	117.5	41.433	261.5	1:47.263	61	34.924	29.927	120.0	40.688	263.4	1:45.539
24	35.467	30.546	117.1	41.474	262.1	1:47.487	62	34.836	29.936	116.6	Pit In	264.1	1:54.906
25	39.202	31.796	116.5	Pit In	262.1	2:03.477	63	Pit Out	30.599	118.2	41.230		5:37.537
26	Pit Out	31.496	116.0	42.031		53:20.337	64	34.789	29.890	117.9	40.569	260.2	1:45.248
27	35.715	30.607	116.5	41.683	259.0	1:48.005	65	34.660	29.761	122.3	40.538	262.1	1:44.959
28	35.489	30.374	119.5	41.574	258.4	1:47.437	66	<u>34.499</u>	29.754	123.4	40.516	265.4	<u>1:44.769</u>
29	35.303	30.284	114.4	41.577	260.9	1:47.164	67	34.548	29.832	112.6	40.510	264.7	1:44.890
30	35.402	30.195	120.1	41.473	259.6	1:47.070	68	37.378	32.524	118.2	42.553	262.8	1:52.455
31	35.171	30.401	122.7	41.446	260.9	1:47.018	69	34.591	29.802	121.2	40.626	269.3	1:45.019
32	37.858	32.224	112.1	Pit In	261.5	2:02.468	70	34.581	29.724	118.4	40.698	265.4	1:45.003
33	Pit Out	30.914	112.0	41.645		8:58.969	71	34.651	29.708	119.9	40.585	266.0	1:44.944
34	35.239	29.960	118.2	40.961	260.9	1:46.160	72	34.567	<u>29.569</u>	<u>123.9</u>	40.798	266.0	1:44.934
35	34.937	30.091	118.6	40.810	261.5	1:45.838	73	34.618	29.779	117.5	40.844	266.0	1:45.241
36	35.122	29.862	121.8	40.621	261.5	1:45.605	74	34.731	32.733	118.8	40.898	263.4	1:48.362
37	34.731	29.858	119.3	40.795	262.1	1:45.384	75	34.649	29.766	119.7	<u>40.482</u>	269.3	1:44.897
38	35.220	31.814	121.3	42.417	262.1	1:49.451	76	37.909	31.844	116.1	Pit In	<u>272.0</u>	<u>2:04.442</u>

31 G. GERLOFF - Bike 1										KAWASAKI									
lap	Sect-1	Speed	Sect-2	Speed	Sect-3	Speed	TopSpeed	laptime	pit	lap	Sect-1	Speed	Sect-2	Speed	Sect-3	Speed	TopSpeed	laptime	pit
1	Pit Out		38.316	95.2	50.348			2:11.191		38	44.473		30.623	122.2	Pit In		295.1	2:04.457	
2	40.848		35.961	104.4	47.911		241.1	2:04.720		39	Pit Out		30.391	120.1	40.619			38:32.570	
3	39.744		35.287	100.4	47.255		247.1	2:02.286		40	33.684		29.569	121.2	40.058		304.2	1:43.311	
4	39.040		34.956	104.7	47.305		253.5	2:01.301		41	33.673		29.667	119.6	40.613		306.8	1:43.953	
5	39.182		34.976	103.2	46.664		255.9	2:00.822		42	34.523		29.582	125.6	40.496		295.9	1:44.601	
6	38.918		35.014	101.8	46.944		263.4	2:00.876		43	33.753		29.337	119.7	39.990		305.9	1:43.080	
7	41.182		36.642	101.3	Pit In		263.4	2:17.537		44	36.921		30.131	127.4	40.172		305.1	1:47.224	
8	Pit Out		33.678	109.3	44.439			1:12:34.487		45	33.811		29.528	125.3	40.075		308.6	1:43.414	
9	37.198		31.650	115.0	42.209		283.5	1:51.057		46	33.290		32.007	118.3	42.444		303.4	1:47.741	
10	35.929		30.958	114.2	41.854		291.9	1:48.741		47	33.448		29.452	123.7	39.986		307.7	1:42.886	
11	34.537		31.944	119.6	41.334		300.8	1:47.815		48	33.438		29.383	121.2	40.230		310.3	1:43.051	
12	34.921		29.924	121.8	41.352		299.2	1:46.197		49	33.385		29.412	125.9	40.179		309.5	1:42.976	
13	34.838		29.901	122.4	40.872		300.8	1:45.611		50	37.279		29.967	119.6	Pit In		305.9	1:56.645	
14	34.157		29.919	121.1	40.775		305.1	1:44.851		51	Pit Out		30.884	125.1	42.506			18:07.836	
15	38.562		31.498	113.1	Pit In		294.3	2:01.127		52	33.572		29.181	125.3	39.729		305.1	1:42.482	
16	Pit Out		31.483	113.3	42.022			20:52.938		53	6:58.516		30.279	122.2	40.433		<u>314.0</u>	8:09.228	
17	34.556		30.125	116.9	40.859		300.8	1:45.540		54	33.544		29.096	122.4	39.795		306.8	1:42.435	
18	34.280		30.530	120.1	40.813		300.0	1:45.623		55	33.185		29.397	121.2	39.900		308.6	1:42.482	
19	34.415		29.743	117.5	40.581		303.4	1:44.739		56	33.544		29.315	125.9	40.126		311.2	1:42.985	
20	34.046		29.968	124.4	40.468		306.8	1:44.482		57	33.678		29.434	122.6	39.999		307.7	1:43.111	
21	33.736		30.254	116.9	40.545		305.9	1:44.535		58	34.467		30.215	121.6	Pit In		303.4	1:55.175	



## FEEL RACING TEST

Test Day

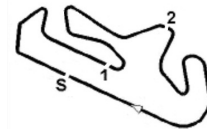
27 - 29 January 2025

Laps and Sector Times - FEEL RACING TEST - 28-01-202

Autodromo Internacional Algarve - 4592mtr.

22	34.143	31.296	110.4	Pit In	301.7	1:55.807	59	Pit Out	30.333	120.0	40.220	22:24.839	
23	Pit Out	31.349	113.6	41.755		49:51.149	60	33.211	29.048	117.6	39.367	307.7	1:41.626
24	34.061	29.442	121.6	40.411	299.2	1:43.914	61	33.462	29.372	122.7	39.720	304.2	1:42.554
25	37.772	30.603	118.0	40.971	303.4	1:49.346	62	33.277	29.270	120.8	39.796	308.6	1:42.343
26	33.820	29.600	121.5	40.234	304.2	1:43.654	63	33.878	29.443	123.1	Pit In	301.7	1:50.197
27	33.905	29.586	120.0	40.203	305.1	1:43.694	64	Pit Out	30.437	123.4	42.322		6:03.907
28	33.987	29.458	122.7	40.485	305.1	1:43.930	65	<u>33.020</u>	<u>28.779</u>	125.4	<u>39.365</u>	309.5	<u>1:41.164</u>
29	35.290	29.665	122.3	40.242	305.1	1:45.197	66	33.145	28.868	<u>131.2</u>	39.789	309.5	1:41.802
30	33.740	29.654	124.1	40.108	310.3	1:43.502	67	39.634	29.953	122.9	Pit In	304.2	2:00.398
31	33.809	29.438	125.0	40.252	305.9	1:43.499	68	Pit Out	29.705	125.3	39.794		9:08.553
32	33.808	29.405	123.3	40.342	307.7	1:43.555	69	33.300	28.940	127.5	39.753	308.6	1:41.993
33	33.517	29.475	124.9	40.345	306.8	1:43.337	70	33.671	29.403	124.6	39.508	298.3	1:42.582
34	33.781	29.385	124.0	40.154	305.9	1:43.320	71	33.299	29.212	124.6	39.620	311.2	1:42.131
35	33.811	29.327	126.6	40.588	305.9	1:43.726	72	33.621	29.324	124.3	39.706	311.2	1:42.651
36	33.794	29.557	120.1	40.289	307.7	1:43.640	73	33.444	29.284	122.9	39.849	313.0	1:42.577
37	33.468	29.856	125.7	40.569	305.9	1:43.893	74	33.717	29.294	123.6	39.929	300.8	1:42.940

37 M. REITERBERGER										BMW									
lap	Sect-1	Speed	Sect-2	Speed	Sect-3	Speed	TopSpeed	laptime	pit	lap	Sect-1	Speed	Sect-2	Speed	Sect-3	Speed	Topspeed	laptime	pit
1	Pit Out		36.853	104.7	47.716			2:04.488		34	34.634		32.676	124.7	40.643		300.8	1:47.953	
2	39.692		35.566	104.3	47.373		273.4	2:02.631		35	34.342		34.569	124.7	42.420		302.5	1:51.331	
3	38.680		35.275	109.5	46.855		272.7	2:00.810		36	34.155		30.177	126.0	40.525		304.2	1:44.857	
4	38.348		35.003	109.0	46.646		273.4	1:59.997		37	34.035		30.402	126.3	40.954		299.2	1:45.391	
5	38.861		39.290	106.5	48.223		276.9	2:06.374		38	34.560		34.246	124.1	Pit In		299.2	2:07.648	
6	38.498		36.055	104.7	47.095		276.2	2:01.648		39	Pit Out		32.538	116.1	Pit In			14:05.960	
7	38.807		35.304	108.8	47.558		280.5	2:01.669		40	Pit Out		31.041	123.1	41.379			24:03.037	
8	39.110		35.311	108.4	47.543		281.3	2:01.964		41	34.292		30.111	<u>129.2</u>	45.092		296.7	1:49.495	
9	46.985		35.058	109.9	Pit In		270.7	2:18.922		42	34.204		30.074	124.6	40.410		298.3	1:44.688	
10	Pit Out		34.468	111.3	44.614			1:15:47.869		43	33.742		30.031	126.6	40.344		300.8	1:44.117	
11	37.885		32.750	116.4	43.026		287.2	1:53.661		44	43.443		30.666	120.0	40.506		294.3	1:54.615	
12	36.248		32.107	117.4	42.264		291.9	1:50.619		45	34.045		29.813	126.6	40.562		301.7	1:44.420	
13	35.615		32.472	120.3	42.000		295.1	1:50.087		46	38.238		31.776	119.5	41.470		299.2	1:51.484	
14	35.413		31.245	118.2	41.628		292.7	1:48.286		47	34.137		31.846	120.9	42.069		300.0	1:48.052	
15	35.174		31.215	119.7	42.380		295.1	1:48.769		48	34.034		29.894	124.0	40.624		299.2	1:44.552	
16	35.381		31.038	122.4	41.591		293.5	1:48.010		49	39.050		31.549	123.4	Pit In		290.3	2:05.234	
17	44.248		33.794	102.1	46.693		289.5	2:04.735		50	Pit Out		30.924	119.2	40.981			25:40.058	
18	34.991		31.122	122.2	41.621		294.3	1:47.734		51	34.203		30.138	127.8	41.351		300.8	1:45.692	
19	34.502		36.743	113.1	42.383		298.3	1:53.628		52	33.724		39.402	116.1	46.403		302.5	1:59.529	
20	34.934		30.876	122.3	41.621		297.5	1:47.431		53	33.870		36.587	127.4	Pit In		305.9	2:06.589	
21	38.396		33.002	120.4	Pit In		295.9	2:04.178		54	Pit Out		34.878	123.7	Pit In			18:50.389	
22	Pit Out		32.103	120.1	43.017			1:02:47.818		55	Pit Out		30.992	120.9	40.831			17:28.485	
23	35.009		30.654	117.3	41.063		295.1	1:46.726		56	34.153		29.973	126.5	40.120		300.0	1:44.246	
24	34.554		35.596	118.9	40.603		298.3	1:50.753		57	33.730		31.905	120.3	Pit In		301.7	1:56.569	
25	34.183		30.289	125.0	40.489		303.4	1:44.961		58	Pit Out		32.012	122.7	41.803			4:42.956	
26	36.609		30.524	126.0	40.548		303.4	1:47.681		59	<u>33.411</u>		<u>29.684</u>	120.3	40.191		303.4	<u>1:43.286</u>	
27	34.205		30.163	126.2	40.387		299.2	1:44.755		60	33.657		29.844	127.1	<u>39.921</u>		297.5	1:43.422	
28	40.899		33.771	118.0	44.810		295.9	1:59.480		61	41.328		36.969	119.5	46.899		<u>308.6</u>	2:05.196	
29	34.035		30.573	120.7	44.689		305.1	1:49.297		62	34.109		31.165	127.8	41.707		304.2	1:46.981	
30	34.161		30.169	116.1	40.652		296.7	1:44.982		63	33.824		29.737	121.9	40.517		300.8	1:44.078	
31	38.837		34.172	113.4	Pit In		294.3	2:09.970		64	36.302		32.467	124.7	40.656		300.8	1:49.425	



## FEEL RACING TEST

Test Day

27 - 29 January 2025

Laps and Sector Times - FEEL RACING TEST - 28-01-202

Autodromo Internacional Algarve - 4592mtr.

32	Pit Out	31.362	122.6	41.851		21:59.760	65	33.710	29.753	127.1	40.604	303.4	1:44.067	
33	35.262	30.921	118.7	40.902		300.0	1:47.085	66	38.952	31.940	118.2	Pit In	297.5	2:04.370

45		S. REDDING - Bike 1							Ducati V4 Panigale										
lap	Sect-1	Speed	Sect-2	Speed	Sect-3	Speed	TopSpeed	laptime	pit	lap	Sect-1	Speed	Sect-2	Speed	Sect-3	Speed	Topspeed	laptime	pit
1	Pit Out		33.226	111.3	43.305			1:55.413		7	34.109		30.099	118.0	40.553		294.3	1:44.761	
2	35.608		31.352	116.8	40.956		276.9	1:47.916		8	33.805		30.042	114.6	40.402		296.7	1:44.249	
3	34.890		30.568	<u>122.0</u>	40.843		298.3	1:46.301		9	<u>33.600</u>		30.188	120.8	40.550		296.7	1:44.338	
4	33.955		31.048	115.1	Pit In		<u>301.7</u>	1:57.696		10	33.780		<u>29.764</u>	118.6	<u>40.273</u>		295.9	<u>1:43.817</u>	
5	Pit Out		31.077	119.5	41.367			21:15.099		11	33.669		32.146	118.8	Pit In		298.3	1:57.467	
6	7:40.730		30.721	119.7	41.076		293.5	8:52.527		12									

45		T. NAGASHIMA - Bike 1							HONDA CBR 1000 RR-R										
lap	Sect-1	Speed	Sect-2	Speed	Sect-3	Speed	TopSpeed	laptime	pit	lap	Sect-1	Speed	Sect-2	Speed	Sect-3	Speed	Topspeed	laptime	pit
1	Pit Out		31.744	115.3	42.206			1:53.209		13	Pit Out		35.017	119.9	42.438			26:34.639	
2	35.636		30.912	115.4	42.210		298.3	1:48.758		14	36.098		30.942	119.5	41.146		285.0	1:48.186	
3	35.621		30.744	121.3	41.687		296.7	1:48.052		15	34.561		30.301	125.4	41.436		299.2	1:46.298	
4	34.769		30.939	118.2	41.735		295.9	1:47.443		16	34.479		30.188	124.7	41.067		299.2	1:45.734	
5	35.075		30.926	119.2	41.492		296.7	1:47.493		17	34.368		30.293	122.6	<u>40.542</u>		301.7	1:45.203	
6	35.315		30.834	120.5	41.305		295.9	1:47.454		18	<u>34.245</u>		<u>30.080</u>	<u>128.1</u>	40.871		301.7	<u>1:45.196</u>	
7	40.884		32.488	120.3	Pit In		299.2	2:13.117		19	40.442		32.472	100.7	Pit In		300.0	2:09.898	
8	Pit Out		32.353	116.5	43.084			14:58.902		20	Pit Out		31.956	119.2	41.960			36:26.695	
9	36.122		31.101	118.9	41.989		296.7	1:49.212		21	34.993		30.433	122.6	40.980		299.2	1:46.406	
10	35.048		30.863	118.2	41.496		298.3	1:47.407		22	56:21.028		33.739	119.6	Pit In		<u>302.5</u>	57:52.514	
11	34.954		30.536	119.3	41.091		300.0	1:46.581		23	Pit Out		42.329	76.6	Pit In			3:07.022	
12	38.026		31.841	116.5	Pit In		299.2	2:05.214		24									

45		S. REDDING - Bike 2							Ducati V4 Panigale										
lap	Sect-1	Speed	Sect-2	Speed	Sect-3	Speed	TopSpeed	laptime	pit	lap	Sect-1	Speed	Sect-2	Speed	Sect-3	Speed	Topspeed	laptime	pit
1	Pit Out		31.604	116.9	41.220			1:49.185		20	36.629		30.565	117.5	Pit In		303.4	1:56.651	
2	33.867		30.196	121.5	40.226		301.7	1:44.289		21	Pit Out		30.846	119.5	41.094			28:38.052	
3	33.710		30.059	122.4	40.309		299.2	1:44.078		22	33.656		29.623	122.3	39.935		304.2	1:43.214	
4	33.543		30.070	120.9	40.300		302.5	1:43.913		23	37.002		31.215	114.8	41.108		304.2	1:49.325	
5	33.570		30.010	119.1	40.282		299.2	1:43.862		24	33.367		29.406	125.6	44.479		305.1	1:47.252	
6	33.586		29.860	122.6	40.238		300.0	1:43.684		25	33.306		29.627	119.3	40.012		305.9	1:42.945	
7	35.481		30.459	120.8	40.784		302.5	1:46.724		26	33.238		29.588	122.2	39.968		306.8	1:42.794	
8	33.656		29.594	122.9	40.167		302.5	1:43.417		27	33.372		29.474	119.7	40.182		306.8	1:43.028	
9	35.323		29.718	122.2	40.390		303.4	1:45.431		28	35.353		31.314	119.1	Pit In		305.9	1:57.311	
10	33.471		29.553	123.3	40.395		305.9	1:43.419		29	Pit Out		30.476	122.7	40.942			16:46.457	
11	35.977		31.414	118.4	Pit In		300.0	1:59.358		30	43.199		36.124	<u>126.2</u>	Pit In		301.7	2:06.917	
12	Pit Out		31.618	118.2	41.380			35:19.772		31	Pit Out		30.483	120.1	40.088			7:47.843	
13	34.193		30.027	121.8	40.442		300.8	1:44.662		32	33.079		29.435	123.9	<u>39.746</u>		306.8	<u>1:42.260</u>	
14	34.049		30.087	122.9	40.304		302.5	1:44.440		33	33.100		<u>29.382</u>	123.6	39.848		306.8	1:42.330	
15	33.657		29.758	121.1	40.314		302.5	1:43.729		34	<u>33.075</u>		29.620	121.3	39.876		<u>309.5</u>	1:42.571	
16	33.676		29.717	119.6	40.163		305.1	1:43.556		35	33.881		32.284	123.0	40.355		308.6	1:46.520	
17	34.851		30.641	120.3	41.393		305.9	1:46.885		36	33.230		38.861	122.0	Pit In		<u>309.5</u>	2:00.773	
18	33.334		29.839	119.7	40.217		304.2	1:43.390		37	Pit Out		32.222	119.6	Pit In			2:37.106	
19	33.270		29.669	120.4	40.187		305.1	1:43.126		38									



## FEEL RACING TEST

Test Day

27 - 29 January 2025

Laps and Sector Times - FEEL RACING TEST - 28-01-202

Autodromo Internacional Algarve - 4592mtr.

45 T. NAGASHIMA - Bike 2										HONDA CBR 1000 RR-R									
lap	Sect-1	Speed	Sect-2	Speed	Sect-3	Speed	TopSpeed	laptime	pit	lap	Sect-1	Speed	Sect-2	Speed	Sect-3	Speed	Topspeed	laptime	pit
1	Pit Out		35.425	109.2	46.129			2:02.698		6	Pit Out		31.622	116.4	44.317			14:43.044	
2	40.694		35.923	110.2	44.845		246.6	2:01.462		7	36.647		31.262	117.5	42.443		295.1	1:50.352	
3	39.503		32.779	116.1	43.197		280.5	1:55.479		8	36.219		31.091	121.8	41.871		293.5	1:49.181	
4	36.957		33.319	114.3	45.510		286.5	1:55.786		9	35.775		<u>30.873</u>	120.3	<u>41.752</u>		293.5	<u>1:48.400</u>	
5	37.478		32.488	115.5	Pit In		292.7	2:07.202		10									

47 A. BASSANI - Bike 2										BIMOTA									
lap	Sect-1	Speed	Sect-2	Speed	Sect-3	Speed	TopSpeed	laptime	pit	lap	Sect-1	Speed	Sect-2	Speed	Sect-3	Speed	Topspeed	laptime	pit
1	Pit Out		36.038	101.3	46.263			2:01.841		24	33.823		29.516	116.9	39.803		291.1	1:43.142	
2	38.670		34.902	103.4	46.044		248.8	1:59.616		25	33.887		29.647	117.4	39.696		293.5	1:43.230	
3	38.395		34.903	106.9	46.708		257.1	2:00.006		26	33.644		29.691	114.6	39.925		298.3	1:43.260	
4	38.358		34.809	101.5	46.457		267.3	1:59.624		27	35.740		31.599	118.2	Pit In		295.1	1:59.166	
5	38.551		34.630	102.6	46.176		270.7	1:59.357		28	Pit Out		31.342	111.8	41.449			23:04.741	
6	41.083		36.347	102.2	47.697		254.7	2:05.127		29	33.735		29.704	119.5	40.004		300.8	1:43.443	
7	38.448		34.767	103.2	46.160		260.2	1:59.375		30	33.698		29.642	119.1	39.937		302.5	1:43.277	
8	40.423		37.072	99.8	Pit In		256.5	2:14.512		31	33.738		29.450	122.0	40.371		<u>305.1</u>	1:43.559	
9	Pit Out		35.275	101.6	46.676			13:45.194		32	33.386		30.563	119.1	40.626		<u>305.1</u>	1:44.575	
10	38.366		34.280	105.5	45.781		267.3	1:58.427		33	33.524		29.548	120.8	39.748		302.5	1:42.820	
11	37.934		33.985	105.1	45.605		269.3	1:57.524		34	36.663		31.204	119.9	Pit In		264.7	2:02.091	
12	41.976		35.847	100.0	Pit In		279.1	2:12.763		35	Pit Out		32.477	118.8	40.393			12:27.159	
13	Pit Out		32.189	107.2	41.675			1:40:04.311		36	33.653		29.689	121.5	39.882		300.8	1:43.224	
14	34.603		30.076	114.8	40.399		295.1	1:45.078		37	33.475		29.442	119.7	39.638		<u>305.1</u>	1:42.555	
15	34.139		29.902	118.2	40.096		293.5	1:44.137		38	33.416		29.347	110.4	1:06.638		301.7	2:09.401	
16	34.085		29.766	119.1	40.029		294.3	1:43.880		39	33.650		29.396	121.5	40.143		300.8	1:43.189	
17	34.288		29.608	119.6	40.012		281.3	1:43.908		40	37.263		32.164	116.3	Pit In		286.5	2:00.353	
18	37.488		32.074	111.5	Pit In		282.7	2:01.595		41	Pit Out		31.151	115.3	40.768			13:58.947	
19	Pit Out		31.558	111.3	41.451			10:52.791		42	33.566		<u>29.250</u>	<u>125.4</u>	39.790		299.2	1:42.606	
20	34.227		29.790	116.3	40.207		295.1	1:44.224		43	33.369		29.306	124.1	<u>39.564</u>		300.8	<u>1:42.239</u>	
21	15:51.176		34.163	111.0	40.537		300.8	17:05.876		44	33.542		29.307	123.3	39.641		297.5	1:42.490	
22	33.872		29.615	116.3	39.991		298.3	1:43.478		45	<u>33.333</u>		29.367	121.9	39.711		303.4	1:42.411	
23	33.798		29.866	120.1	39.921		295.9	1:43.585		46	37.759		31.921	119.2	Pit In		291.9	2:00.177	

47 A. BASSANI - Bike 1										BIMOTA									
lap	Sect-1	Speed	Sect-2	Speed	Sect-3	Speed	TopSpeed	laptime	pit	lap	Sect-1	Speed	Sect-2	Speed	Sect-3	Speed	Topspeed	laptime	pit
1	Pit Out		31.504	115.1	Pit In			2:24.881		9	33.162		29.030	125.1	39.331		302.5	1:41.523	
2	Pit Out		31.452	117.9	41.060			14:54.062		10	38.641		30.380	120.0	Pit In		<u>306.8</u>	1:58.582	
3	33.664		29.231	122.9	39.587		302.5	1:42.482		11	Pit Out		30.706	120.7	40.429			7:38.501	
4	33.571		29.280	122.4	39.360		303.4	1:42.211		12	33.129		29.151	121.6	39.199		301.7	1:41.479	
5	33.495		29.245	121.6	39.394		303.4	1:42.134		13	33.160		30.117	116.0	Pit In		303.4	1:55.484	
6	33.307		29.030	<u>126.9</u>	39.348		305.1	1:41.685		14	Pit Out		30.729	121.2	40.441			6:15.181	
7	35.868		31.416	118.7	Pit In		294.3	1:57.196		15	<u>32.780</u>		<u>28.891</u>	125.6	<u>39.008</u>		305.9	<u>1:40.679</u>	
8	Pit Out		30.929	119.1	40.372			12:37.616		16	37.162		31.302	113.3	Pit In		291.1	1:59.016	

50 S. GUINTOLI										BMW									
lap	Sect-1	Speed	Sect-2	Speed	Sect-3	Speed	TopSpeed	laptime	pit	lap	Sect-1	Speed	Sect-2	Speed	Sect-3	Speed	Topspeed	laptime	pit
1	Pit Out		40.270	92.3	Pit In			2:25.352		37	36.539		30.472	112.1	41.265		295.9	1:48.276	
2	Pit Out		39.300	100.2	50.029			7:55.239		38	34.754		30.386	111.7	41.503		294.3	1:46.643	
3	42.483		37.613	100.7	49.156		247.1	2:09.252		39	34.809		30.831	113.2	Pit In		297.5	2:02.163	
4	40.986		36.876	93.7	48.431		252.3	2:06.293		40	Pit Out		33.120	102.5	41.758			39:00.270	



## FEEL RACING TEST

Test Day

27 - 29 January 2025

Laps and Sector Times - FEEL RACING TEST - 28-01-202

Autodromo Internacional Algarve - 4592mtr.

5	40.299	36.430	97.1	47.596	255.9	2:04.325	41	34.752	30.842	112.6	41.028	293.5	1:46.622
6	40.148	35.915	97.6	47.219	258.4	2:03.282	42	36.188	30.293	112.9	40.893	301.7	1:47.374
7	39.917	35.650	98.2	Pit In	255.3	2:17.957	43	37.709	30.675	113.1	41.047	293.5	1:49.431
8	Pit Out	35.755	102.8	47.375		27:33.329	44	34.816	30.352	108.2	40.811	295.9	1:45.979
9	38.966	35.220	98.4	46.917	266.0	2:01.103	45	34.548	30.633	112.1	41.011	300.8	1:46.192
10	39.430	35.324	97.6	46.901	253.5	2:01.655	46	34.376	30.001	114.2	40.988	300.8	1:45.365
11	39.168	35.316	98.5	47.083	262.8	2:01.567	47	34.516	30.151	114.8	40.987	297.5	1:45.654
12	39.049	34.845	101.4	47.092	273.4	2:00.986	48	38.571	33.059	113.9	43.320	295.9	1:54.950
13	38.926	34.820	99.8	46.721	268.0	2:00.467	49	34.384	30.173	116.5	40.953	298.3	1:45.510
14	38.933	34.942	101.8	46.481	270.0	2:00.356	50	36.827	32.816	112.5	Pit In	300.0	2:07.359
15	38.127	34.631	98.1	46.244	279.1	1:59.002	51	Pit Out	32.523	112.1	41.633		32:33.462
16	38.904	35.014	103.2	46.504	261.5	2:00.422	52	34.494	30.027	110.7	40.817	302.5	1:45.338
17	39.250	35.447	99.2	47.338	272.0	2:02.035	53	33.954	29.906	111.3	40.403	<u>308.6</u>	1:44.263
18	38.187	35.488	101.1	Pit In	281.3	2:17.330	54	33.902	30.049	114.3	40.315	307.7	1:44.266
19	Pit Out	34.648	101.0	46.383		42:50.563	55	33.694	29.986	115.4	40.394	307.7	1:44.074
20	37.734	33.832	101.7	45.746	270.7	1:57.312	56	33.898	30.146	116.1	41.124	306.8	1:45.168
21	38.618	32.321	112.5	43.257	283.5	1:54.196	57	33.780	30.139	115.5	40.812	305.9	1:44.731
22	35.990	31.434	113.6	42.351	279.8	1:49.775	58	37.604	32.914	116.0	41.009	301.7	1:51.527
23	35.953	31.657	106.8	42.826	282.7	1:50.436	59	33.833	29.942	<u>119.2</u>	41.185	<u>308.6</u>	1:44.960
24	36.041	31.412	114.4	42.873	288.0	1:50.326	60	31:07.793	31.876	118.6	41.142	305.9	32:20.811
25	39.465	33.983	106.1	43.602	293.5	1:57.050	61	34.574	30.346	115.1	40.795	299.2	1:45.715
26	36.015	31.180	109.2	42.714	284.2	1:49.909	62	33.893	29.971	115.6	40.545	305.1	1:44.409
27	35.723	37.042	108.3	47.157	289.5	1:59.922	63	33.956	30.019	114.5	40.337	303.4	1:44.312
28	35.992	31.066	111.5	42.378	277.6	1:49.436	64	33.695	30.044	117.4	40.259	302.5	1:43.998
29	37.983	32.614	105.4	Pit In	285.0	2:10.448	65	39.390	31.462	116.1	40.652	305.9	1:51.504
30	Pit Out	33.562	104.5	42.401		1:04:48.087	66	34.135	29.841	117.4	40.255	300.8	1:44.231
31	8:03.695	32.411	109.8	41.961	282.7	9:18.067	67	<u>33.608</u>	30.039	113.9	40.344	306.8	1:43.991
32	35.465	30.567	111.2	41.676	285.7	1:47.708	68	34.269	30.097	113.0	42.664	298.3	1:47.030
33	34.499	30.284	114.3	40.995	300.0	1:45.778	69	36.309	30.382	115.4	40.769	303.4	1:47.460
34	34.345	36.950	108.0	43.094	295.9	1:54.389	70	33.660	<u>29.822</u>	118.3	<u>40.231</u>	305.1	<u>1:43.713</u>
35	34.706	30.299	113.9	41.139	295.1	1:46.144	71	39.213	33.219	117.1	Pit In	292.7	2:07.754
36	38.316	32.828	110.2	41.616	300.0	1:52.760	72						

50		O. VOSTATEK																	
lap	Sect-1	Speed	Sect-2	Speed	Sect-3	Speed	TopSpeed	laptime	pit	lap	Sect-1	Speed	Sect-2	Speed	Sect-3	Speed	Topspeed	laptime	pit
1	Pit Out		43.050	85.6	53.869			2:29.041		30	35.428		30.134	117.3	41.479		<u>264.7</u>	1:47.041	
2	43.006		37.864	98.3	50.667		242.7	2:11.537		31	35.995		32.543	118.3	Pit In		260.2	1:58.040	
3	41.574		37.039	96.7	48.722		249.4	2:07.335		32	Pit Out		31.237	115.0	41.317			26:39.028	
4	41.275		39.372	89.0	Pit In		251.2	2:22.137		33	35.388		29.891	118.9	40.938		260.2	1:46.217	
5	Pit Out		38.333	93.6	51.494			12:19.345		34	35.363		29.909	118.9	41.071		260.9	1:46.343	
6	41.522		36.537	96.8	48.718		248.8	2:06.777		35	35.645		29.965	111.2	41.513		259.6	1:47.123	
7	40.726		35.494	99.3	48.269		251.2	2:04.489		36	35.526		29.829	<u>120.3</u>	41.051		260.2	1:46.406	
8	44.503		37.422	89.8	Pit In		243.2	2:24.124		37	41.727		30.305	115.4	42.074		262.8	1:54.106	
9	Pit Out		33.176	113.0	45.869			1:36:59.021		38	35.427		29.939	118.3	40.958		261.5	1:46.324	
10	38.421		31.512	116.1	43.830		255.9	1:53.763		39	40.569		31.171	115.9	41.749		261.5	1:53.489	
11	37.164		30.732	115.5	42.817		259.6	1:50.713		40	35.926		31.544	111.7	Pit In		260.9	1:57.856	
12	36.746		30.562	119.1	42.157		259.6	1:49.465		41	Pit Out		30.700	116.4	41.697			34:06.951	
13	36.103		30.546	116.1	41.782		257.8	1:48.431		42	35.615		30.128	119.9	41.306		260.2	1:47.049	
14	35.889		30.384	118.9	42.030		259.0	1:48.303		43	35.525		30.286	119.5	41.371		262.1	1:47.182	
15	35.703		30.227	118.0	41.942		257.8	1:47.872		44	35.602		30.100	118.2	41.323		261.5	1:47.025	



## FEEL RACING TEST

Test Day

27 - 29 January 2025

Laps and Sector Times - FEEL RACING TEST - 28-01-202

Autodromo Internacional Algarve - 4592mtr.

16	36.077	30.190	112.6	Pit In	259.6	1:58.297	45	35.271	30.066	118.9	41.466	262.8	1:46.803
17	Pit Out	31.172	119.1	42.035		47:36.861	46	44.344	31.359	113.4	Pit In	254.1	2:07.298
18	36.241	30.071	118.2	41.601	260.2	1:47.913	47	Pit Out	30.754	119.1	41.435		14:58.585
19	36.064	30.048	119.2	41.687	263.4	1:47.799	48	35.266	29.977	117.4	41.050	260.9	1:46.293
20	35.407	30.460	117.4	41.327	262.1	1:47.194	49	<u>34.830</u>	30.199	114.2	40.840	261.5	1:45.869
21	35.350	29.977	115.3	41.261	262.8	1:46.588	50	35.116	30.140	113.7	40.921	264.1	1:46.177
22	35.345	<u>29.826</u>	118.4	41.286	263.4	1:46.457	51	35.072	29.966	114.3	<u>40.825</u>	262.8	<u>1:45.863</u>
23	35.197	30.246	116.3	42.041	260.9	1:47.484	52	35.157	29.972	115.6	41.019	262.8	1:46.148
24	35.455	30.000	116.9	41.036	260.2	1:46.491	53	34.838	30.105	118.4	40.949	261.5	1:45.892
25	43.544	32.113	114.5	Pit In	260.9	2:08.005	54	40.947	30.843	111.1	Pit In	261.5	2:03.888
26	Pit Out	30.922	117.8	41.881		27:46.206	55	Pit Out	31.283	116.8	41.719		8:28.405
27	36.138	30.495	116.8	41.680	258.4	1:48.313	56	37.269	30.986	117.6	42.215	262.8	1:50.470
28	35.708	30.105	116.0	41.578	259.0	1:47.391	57	52.614	33.654	113.1	Pit In	262.8	2:22.359
29	35.759	30.135	116.6	41.445	259.6	1:47.339	58						

52		J. ALCOBA								KAWASAKI									
lap	Sect-1	Speed	Sect-2	Speed	Sect-3	Speed	TopSpeed	laptime	pit	lap	Sect-1	Speed	Sect-2	Speed	Sect-3	Speed	Topspeed	laptime	pit
1	Pit Out		33.268	102.5	43.892			1:53.805		23	35.145		30.294	116.9	41.316		262.8	1:46.755	
2	36.779		31.627	108.4	42.506		260.2	1:50.912		24	35.763		30.282	115.5	41.278		264.7	1:47.323	
3	36.529		31.805	110.0	42.242		261.5	1:50.576		25	35.349		30.226	112.5	41.258		262.8	1:46.833	
4	36.270		30.746	114.6	42.108		262.8	1:49.124		26	35.083		30.394	114.3	41.051		263.4	1:46.528	
5	35.992		30.642	110.8	41.803		263.4	1:48.437		27	35.207		33.334	116.4	Pit In		263.4	2:06.821	
6	35.787		30.486	113.7	41.695		266.7	1:47.968		28	Pit Out		31.461	113.7	41.718			1:15:45.128	
7	36.595		31.107	109.5	42.068		262.1	1:49.770		29	35.602		30.701	112.6	41.447		265.4	1:47.750	
8	35.647		30.363	113.2	41.834		268.0	1:47.844		30	36.318		30.899	112.1	41.544		264.7	1:48.761	
9	35.622		30.406	113.2	41.531		268.7	1:47.559		31	35.464		30.334	117.6	41.406		263.4	1:47.204	
10	35.619		30.408	114.5	Pit In		264.7	1:57.725		32	36.669		31.925	111.3	Pit In		264.7	2:01.176	
11	Pit Out		32.411	110.8	42.236			24:14.463		33	Pit Out		31.319	116.1	41.345			19:13.618	
12	35.947		30.758	110.5	41.888		260.9	1:48.593		34	35.083		30.265	120.0	40.867		268.0	1:46.215	
13	36.299		30.807	108.2	41.901		262.8	1:49.007		35	34.913		29.999	116.4	41.054		267.3	1:45.966	
14	35.922		30.645	112.3	41.865		262.8	1:48.432		36	<u>34.726</u>		30.719	118.9	40.819		267.3	1:46.264	
15	35.614		30.574	114.8	41.802		262.8	1:47.990		37	35.083		30.104	118.2	45.824		<u>269.3</u>	1:51.011	
16	35.610		30.471	113.0	41.729		264.1	1:47.810		38	35.147		30.124	117.6	41.174		266.7	1:46.445	
17	35.398		30.571	112.9	41.804		263.4	1:47.773		39	35.336		30.456	115.1	Pit In		267.3	1:59.552	
18	35.116		30.689	113.0	41.473		265.4	1:47.278		40	Pit Out		30.469	116.1	40.847			10:12.007	
19	35.408		32.660	114.3	Pit In		264.7	1:58.872		41	34.878		29.995	115.8	<u>40.712</u>		267.3	1:45.585	
20	Pit Out		30.827	113.1	41.462			23:41.357		42	34.839		<u>29.893</u>	<u>120.1</u>	40.797		266.7	<u>1:45.529</u>	
21	35.232		30.547	116.1	41.365		260.2	1:47.144		43	36.396		30.322	114.6	41.046		268.0	1:47.764	
22	35.391		30.319	113.0	41.216		262.8	1:46.926		44									

53		RABAT								Yamaha									
lap	Sect-1	Speed	Sect-2	Speed	Sect-3	Speed	TopSpeed	laptime	pit	lap	Sect-1	Speed	Sect-2	Speed	Sect-3	Speed	Topspeed	laptime	pit
1	Pit Out		34.387	111.1	45.339			1:59.283		28	34.603		30.212	118.4	41.207		299.2	1:46.022	
2	36.946		33.579	116.4	44.186		276.9	1:54.711		29	34.864		31.777	97.6	Pit In		295.1	2:07.559	
3	8:32.743		32.351	113.1	43.443		282.7	9:48.537		30	Pit Out		31.369	92.9	43.198			24:36.483	
4	35.777		31.263	112.6	42.187		291.1	1:49.227		31	34.542		29.875	122.2	40.647		295.9	1:45.064	
5	35.162		30.493	118.9	41.536		290.3	1:47.191		32	34.402		29.869	116.5	40.647		289.5	1:44.918	
6	35.029		30.441	122.9	41.437		293.5	1:46.907		33	34.281		29.676	119.7	40.558		297.5	1:44.515	
7	35.099		30.401	115.5	41.069		284.2	1:46.569		34	34.244		29.738	119.6	40.612		296.7	1:44.594	
8	34.851		30.496	117.3	41.343		297.5	1:46.690		35	34.139		29.928	122.4	40.489		297.5	1:44.556	



## FEEL RACING TEST

Test Day

27 - 29 January 2025

Laps and Sector Times - FEEL RACING TEST - 28-01-202

Autodromo Internacional Algarve - 4592mtr.

9	36.812	31.765	118.9	Pit In	295.9	2:03.850	36	34.263	29.766	118.3	40.587	297.5	1:44.616
10	Pit Out	31.128	114.2	42.604		21:55.626	37	33.996	29.909	118.0	40.697	296.7	1:44.602
11	35.278	30.677	119.6	43.596	295.1	1:49.551	38	34.468	30.126	121.2	Pit In	296.7	2:00.582
12	34.719	30.567	120.0	41.266	290.3	1:46.552	39	Pit Out	31.000	122.4	42.609		12:53.918
13	34.691	30.438	118.6	41.317	299.2	1:46.446	40	34.294	29.710	120.1	40.282	299.2	1:44.286
14	37.338	32.287	118.2	Pit In	297.5	2:01.529	41	34.023	29.687	122.3	40.308	299.2	1:44.018
15	Pit Out	30.981	116.3	41.513		17:53.856	42	33.965	29.793	117.4	40.095	299.2	1:43.853
16	35.592	30.239	120.0	40.909	292.7	1:46.740	43	34.049	29.651	119.5	40.255	300.8	1:43.955
17	34.659	29.960	119.6	40.685	295.1	1:45.304	44	33.881	29.733	122.9	40.436	302.5	1:44.050
18	34.473	29.907	118.3	40.708	293.5	1:45.088	45	34.010	29.844	120.7	Pit In	300.0	1:57.626
19	34.257	29.891	121.5	40.717	295.1	1:44.865	46	Pit Out	31.086	116.0	43.069		11:45.377
20	34.144	31.844	115.8	45.362	295.1	1:51.350	47	33.713	<u>29.453</u>	<u>124.0</u>	<u>40.056</u>	301.7	<u>1:43.222</u>
21	35.381	30.604	120.8	41.116	296.7	1:47.101	48	33.784	29.637	120.8	40.197	298.3	1:43.618
22	37.067	31.211	117.3	Pit In	293.5	2:01.682	49	34.038	29.637	115.5	40.226	300.8	1:43.901
23	Pit Out	31.787	113.8	42.186		21:19.545	50	<u>33.661</u>	33.650	118.4	47.182	300.8	1:54.493
24	35.137	30.527	113.8	41.374	294.3	1:47.038	51	34.114	32.787	90.5	Pit In	300.0	1:59.658
25	34.709	30.465	120.1	41.183	297.5	1:46.357	52	Pit Out	31.330	120.5	40.302		4:58.270
26	34.504	30.240	119.5	41.191	297.5	1:45.935	53	33.702	29.525	122.2	40.301	302.5	1:43.528
27	34.687	30.196	117.6	41.143	295.9	1:46.026	54	42.877	37.933	120.3	Pit In	<u>304.2</u>	<u>2:24.181</u>

55	A. LOCATELLI - Bike 2									Yamaha									
lap	Sect-1	Speed	Sect-2	Speed	Sect-3	Speed	TopSpeed	laptime	pit	lap	Sect-1	Speed	Sect-2	Speed	Sect-3	Speed	Topspeed	laptime	pit
1	Pit Out		31.295	110.4	41.566			1:52.713		8	Pit Out		30.440	115.9	40.502				19:23.629
2	34.888		30.210	116.9	40.741		281.3	1:45.839		9	33.870		<u>29.486</u>	123.6	<u>40.264</u>		<u>303.4</u>	<u>1:43.620</u>	
3	34.424		29.845	119.9	40.760		300.0	1:45.029		10	33.805		29.509	<u>124.6</u>	40.464		302.5	1:43.778	
4	35.486		29.909	119.9	40.732		302.5	1:46.127		11	33.809		30.492	115.6	40.609		301.7	1:44.910	
5	33.880		29.669	119.5	40.582		302.5	1:44.131		12	<u>33.797</u>		29.650	120.0	40.313		<u>303.4</u>	1:43.760	
6	34.181		29.774	117.3	40.686		302.5	1:44.641		13	33.892		30.452	119.3	Pit In		302.5	1:54.590	
7	34.177		29.563	118.8	Pit In		301.7	1:57.751		14									

55	A. LOCATELLI - Bike 1									Yamaha									
lap	Sect-1	Speed	Sect-2	Speed	Sect-3	Speed	TopSpeed	laptime	pit	lap	Sect-1	Speed	Sect-2	Speed	Sect-3	Speed	Topspeed	laptime	pit
1	Pit Out		30.446	121.2	40.730			1:48.727		21	45.696		30.188	116.8	40.394		304.2	1:56.278	
2	34.194		29.788	122.3	40.736		296.7	1:44.718		22	33.329		29.622	119.6	40.149		305.9	1:43.100	
3	33.952		29.596	125.1	40.397		300.0	1:43.945		23	33.955		30.499	117.4	Pit In		299.2	1:52.493	
4	33.905		29.544	121.2	40.316		300.0	1:43.765		24	Pit Out		30.747	117.5	44.924			14:46.346	
5	33.748		29.605	124.3	40.414		300.8	1:43.767		25	33.219		29.489	<u>126.5</u>	49.071		306.8	1:51.779	
6	33.757		30.378	120.4	Pit In		300.8	1:55.250		26	33.341		29.270	121.2	39.739		306.8	1:42.350	
7	Pit Out		29.677	121.9	40.109			22:43.145		27	35.863		30.773	118.6	40.358		299.2	1:46.994	
8	33.323		29.310	122.7	39.910		300.8	1:42.543		28	33.240		<u>29.213</u>	122.6	40.029		305.9	1:42.482	
9	33.449		29.556	121.3	40.933		304.2	1:43.938		29	33.974		30.188	119.9	Pit In		305.1	1:53.493	
10	33.695		29.325	123.9	40.050		301.7	1:43.070		30	Pit Out		30.846	119.6	<u>39.636</u>			12:40.453	
11	33.479		29.959	116.6	41.169		304.2	1:44.607		31	33.337		29.251	121.1	39.769		<u>309.5</u>	1:42.357	
12	33.594		29.769	118.2	Pit In		305.9	1:50.767		32	33.233		29.309	124.4	39.703		304.2	<u>1:42.245</u>	
13	Pit Out		31.113	117.3	43.238			15:35.683		33	<u>33.157</u>		29.480	122.6	40.088		306.8	1:42.725	
14	33.690		29.724	119.5	39.852		302.5	1:43.266		34	33.244		29.461	122.2	39.939		<u>309.5</u>	1:42.644	
15	33.521		29.527	122.9	39.931		305.1	1:42.979		35	33.531		29.782	121.2	40.646		300.0	1:43.959	
16	33.660		29.331	122.6	40.272		302.5	1:43.263		36	33.355		29.401	122.7	39.908		<u>309.5</u>	1:42.664	
17	33.511		29.360	<u>126.5</u>	40.319		302.5	1:43.190		37	33.612		29.340	122.3	40.015		<u>309.5</u>	1:42.967	
18	13:34.188		33.530	110.8	41.630		304.2	14:49.348		38	33.556		29.455	122.0	40.004		303.4	1:43.015	



## FEEL RACING TEST

Test Day

27 - 29 January 2025

Laps and Sector Times - FEEL RACING TEST - 28-01-202

Autodromo Internacional Algarve - 4592mtr.

19	35.257	29.777	124.7	42.437	284.2	1:47.471	39	33.405	29.412	121.9	39.996	305.1	1:42.813
20	33.467	29.649	122.9	40.125	307.7	1:43.241	40	33.764	29.751	124.6	40.322	305.9	1:43.837

60 M. van der MARK - Bike 1								BMW											
lap	Sect-1	Speed	Sect-2	Speed	Sect-3	Speed	TopSpeed	laptime	pit	lap	Sect-1	Speed	Sect-2	Speed	Sect-3	Speed	Topspeed	laptime	pit
1	Pit Out		32.140	112.0	42.343			1:51.002		5	34.701		<u>29.878</u>	115.6	<u>40.439</u>		303.4	1:45.018	
2	35.422		30.966	117.5	41.618		292.7	1:48.006		6	<u>34.193</u>		29.889	115.9	40.473		<u>306.8</u>	<u>1:44.555</u>	
3	35.216		30.212	<u>119.3</u>	41.120		293.5	1:46.548		7	38.883		31.207	113.2	Pit In		300.8	1:59.772	
4	34.666		29.881	118.6	40.716		297.5	1:45.263		8									

60 M. van der MARK - Bike 1								BMW											
lap	Sect-1	Speed	Sect-2	Speed	Sect-3	Speed	TopSpeed	laptime	pit	lap	Sect-1	Speed	Sect-2	Speed	Sect-3	Speed	Topspeed	laptime	pit
1	Pit Out		30.736	113.6	41.235			1:48.006		29	33.558		30.694	120.0	Pit In		305.1	1:52.318	
2	35.163		30.705	111.9	41.735		269.3	1:47.603		30	Pit Out		30.113	116.4	40.391			19:54.490	
3	34.189		35.298	117.8	40.962		300.0	1:50.449		31	33.694		29.723	119.2	40.152		304.2	1:43.569	
4	35.356		30.223	116.5	41.198		300.8	1:46.777		32	33.864		29.604	120.0	40.281		301.7	1:43.749	
5	34.425		30.173	117.3	40.938		300.0	1:45.536		33	9:03.221		30.504	115.1	41.595		300.0	10:15.320	
6	38.808		30.512	116.1	40.987		298.3	1:50.307		34	33.814		29.735	119.9	Pit In		302.5	1:51.553	
7	34.321		30.373	114.2	Pit In		294.3	1:53.782		35	Pit Out		30.047	118.2	39.952			5:31.624	
8	Pit Out		32.175	105.3	47.244			19:07.308		36	33.193		<u>29.106</u>	117.9	39.433		305.1	<u>1:41.732</u>	
9	34.765		30.455	115.4	41.247		294.3	1:46.467		37	33.850		32.752	118.8	40.064		307.7	1:46.666	
10	34.173		29.915	113.4	40.619		305.1	1:44.707		38	33.437		33.623	89.7	44.208		304.2	1:51.268	
11	34.156		29.986	113.7	Pit In		299.2	1:55.283		39	33.469		29.431	<u>122.6</u>	39.871		301.7	1:42.771	
12	Pit Out		30.664	106.7	42.658			6:03.409		40	37.378		33.517	117.1	45.252		300.8	1:56.147	
13	33.939		29.716	113.2	40.165		301.7	1:43.820		41	33.437		35.028	114.2	Pit In		305.1	1:56.454	
14	33.953		29.448	113.2	39.902		305.1	1:43.303		42	Pit Out		32.588	115.6	40.574			13:51.760	
15	33.897		29.643	114.4	41.272		302.5	1:44.812		43	33.562		29.640	117.1	39.913		304.2	1:43.115	
16	33.957		29.536	120.5	Pit In		298.3	1:53.119		44	34.140		31.233	113.4	40.116		305.9	1:45.489	
17	Pit Out		30.612	110.4	40.572			33:53.818		45	33.476		29.628	118.9	40.645		309.5	1:43.749	
18	33.899		29.821	<u>122.6</u>	40.312		305.1	1:44.032		46	39.256		30.412	119.9	Pit In		302.5	1:58.370	
19	34.138		29.875	119.6	40.245		306.8	1:44.258		47	Pit Out		30.616	116.1	40.196			7:00.672	
20	34.002		29.417	114.0	Pit In		300.8	1:53.802		48	33.212		29.287	119.1	39.401		305.9	1:41.900	
21	Pit Out		30.419	114.8	40.611			6:26.533		49	33.179		29.301	119.7	39.592		305.1	1:42.072	
22	33.343		29.472	117.5	39.789		300.0	1:42.604		50	34.271		30.064	121.8	Pit In		305.1	1:52.484	
23	33.417		29.373	117.3	39.890		300.8	1:42.680		51	Pit Out		33.363	96.9	40.833			4:27.208	
24	33.478		29.480	118.0	40.076		300.0	1:43.034		52	<u>32.877</u>		29.645	117.3	<u>39.288</u>		309.5	1:41.810	
25	37.134		33.180	114.4	43.632		302.5	1:53.946		53	35.099		29.627	120.8	Pit In		305.9	1:51.877	
26	33.500		30.703	115.1	Pit In		309.5	1:52.445		54	Pit Out		30.557	109.4	43.788			3:18.102	
27	Pit Out		31.752	113.8	45.599			8:15.850		55	33.348		38.498	116.4	42.245		307.7	1:54.091	
28	33.756		29.643	115.0	40.675		307.7	1:44.074		56	33.088		30.598	113.1	41.351		<u>310.3</u>	1:45.037	

65 J. REA - Bike 2								Yamaha											
lap	Sect-1	Speed	Sect-2	Speed	Sect-3	Speed	TopSpeed	laptime	pit	lap	Sect-1	Speed	Sect-2	Speed	Sect-3	Speed	Topspeed	laptime	pit
1	Pit Out		29.995	122.7	40.852			20:17.384		6	33.635		29.370	125.1	<u>39.875</u>		304.2	<u>1:42.880</u>	
2	34.372		29.504	123.0	40.265		295.9	1:44.141		7	33.742		<u>29.311</u>	120.8	40.083		302.5	1:43.136	
3	34.198		29.476	124.1	40.138		294.3	1:43.812		8	<u>33.155</u>		35.845	<u>125.4</u>	41.901		304.2	1:50.901	
4	34.126		29.527	118.6	Pit In		291.9	1:52.538		9	33.462		29.397	124.9	40.131		<u>305.1</u>	1:42.990	
5	Pit Out		29.768	122.6	40.444			26:47.357		10	35.138		35.272	122.9	Pit In		301.7	1:59.346	





## FEEL RACING TEST

Test Day

27 - 29 January 2025

Laps and Sector Times - FEEL RACING TEST - 28-01-202

Autodromo Internacional Algarve - 4592mtr.

65 P. OETTL - Bike 1																			
lap	Sect-1	Speed	Sect-2	Speed	Sect-3	Speed	TopSpeed	laptime	pit	lap	Sect-1	Speed	Sect-2	Speed	Sect-3	Speed	Topspeed	laptime	pit
1	Pit Out		31.696	113.8	43.454			1:52.560		25	5:42.345		30.381	117.4	41.172		267.3	6:53.898	
2	36.496		31.418	116.3	41.800		263.4	1:49.714		26	35.140		29.876	118.9	41.182		266.0	1:46.198	
3	35.872		30.616	115.8	41.629		265.4	1:48.117		27	34.959		29.885	117.9	40.838		265.4	1:45.682	
4	35.556		30.222	119.7	41.355		264.7	1:47.133		28	37.159		29.961	120.5	40.997		265.4	1:48.117	
5	35.432		29.987	114.5	44.583		265.4	1:50.002		29	36.426		34.360	113.8	42.111		266.0	1:52.897	
6	35.311		30.071	118.0	41.318		264.1	1:46.700		30	43.678		30.049	120.1	41.275		265.4	1:55.002	
7	38.355		35.029	105.7	Pit In		266.7	2:08.867		31	34.896		30.138	116.3	42.017		270.7	1:47.051	
8	Pit Out		32.141	114.6	42.152		43:04.854			32	34.931		29.837	118.8	41.028		269.3	1:45.796	
9	36.025		30.527	115.5	41.668		262.1	1:48.220		33	34.703		30.123	115.3	41.023		268.7	1:45.849	
10	35.657		30.493	119.2	41.457		262.1	1:47.607		34	44.386		33.886	110.0	Pit In		266.7	2:17.466	
11	35.402		30.159	119.7	41.169		262.8	1:46.730		35	Pit Out		30.250	116.9	41.329			13:00.347	
12	39.438		34.504	118.4	41.317		264.1	1:55.259		36	39.089		31.872	120.0	41.190		268.0	1:52.151	
13	35.569		29.987	118.7	41.269		264.7	1:46.825		37	34.595		29.676	118.7	40.476		268.0	1:44.747	
14	35.311		30.001	121.1	41.305		264.7	1:46.617		38	34.697		29.695	118.7	40.527		269.3	1:44.919	
15	35.292		30.275	117.6	Pit In		265.4	2:04.560		39	34.601		29.796	120.0	40.633		268.7	1:45.030	
16	Pit Out		30.173	118.6	41.155		13:08.324			40	34.563		36.177	115.1	Pit In		269.3	2:04.891	
17	34.817		29.927	121.3	41.308		265.4	1:46.052		41	Pit Out		30.492	118.2	41.523			15:18.746	
18	34.912		29.962	119.6	41.261		264.1	1:46.135		42	35.103		30.234	117.0	41.124		265.4	1:46.461	
19	34.880		29.869	121.6	41.026		264.7	1:45.775		43	35.084		29.891	118.6	41.090		266.7	1:46.065	
20	34.706		30.272	117.0	41.008		264.7	1:45.986		44	35.046		29.943	117.6	40.960		268.7	1:45.949	
21	34.888		30.040	121.8	41.035		262.8	1:45.963		45	35.043		36.235	115.1	41.747		268.0	1:53.025	
22	36.365		30.768	112.4	Pit In		265.4	2:00.962		46	34.923		30.183	118.0	41.228		269.3	1:46.334	
23	Pit Out		32.285	116.6	43.224		26:35.706			47	47.638		35.662	115.4	Pit In		268.0	2:21.203	
24	35.229		30.142	118.6	41.250		264.7	1:46.621		48	Pit Out		33.925	107.9	Pit In			2:53.349	

65 J. REA - Bike 1										Yamaha									
lap	Sect-1	Speed	Sect-2	Speed	Sect-3	Speed	TopSpeed	laptime	pit	lap	Sect-1	Speed	Sect-2	Speed	Sect-3	Speed	Topspeed	laptime	pit
1	Pit Out		29.875	119.7	40.554			1:47.420		17	Pit Out		36.859	118.6	44.800			13:17.830	
2	34.257		29.590	121.2	41.288		298.3	1:45.135		18	33.219		29.134	126.8	39.565		305.9	1:41.918	
3	33.209		30.235	124.3	40.201		303.4	1:43.645		19	32.897		29.435	121.5	40.202		306.8	1:42.534	
4	33.591		29.420	123.4	40.212		302.5	1:43.223		20	33.116		30.326	124.0	39.966		308.6	1:43.408	
5	33.489		29.377	122.6	40.268		301.7	1:43.134		21	33.109		29.424	123.4	39.781		306.8	1:42.314	
6	33.629		34.262	120.7	Pit In		303.4	1:57.746		22	37.281		32.432	119.1	Pit In		301.7	2:02.762	
7	Pit Out		30.211	122.4	40.629		14:00.786			23	Pit Out		35.636	123.0	40.524			13:41.928	
8	33.507		29.316	122.3	40.124		302.5	1:42.947		24	32.999		30.530	126.5	39.618		305.1	1:43.147	
9	33.364		29.610	122.4	40.012		304.2	1:42.986		25	33.054		29.375	125.9	41.209		305.1	1:43.638	
10	33.357		29.397	120.0	40.022		306.8	1:42.776		26	33.027		29.184	127.1	39.858		305.9	1:42.069	
11	35.270		31.023	119.5	Pit In		300.8	1:57.136		27	34.365		30.226	120.7	Pit In		297.5	1:51.894	
12	Pit Out		29.825	125.1	40.561		14:11.529			28	Pit Out		29.292	125.9	39.408			7:47.907	
13	11:36.589		29.719	118.3	46.500		305.9	12:52.808		29	32.787		29.053	124.9	39.260		309.5	1:41.100	
14	33.247		29.085	124.0	39.689		306.8	1:42.021		30	33.518		29.408	124.3	Pit In		305.9	1:48.913	
15	33.229		29.288	124.0	39.543		306.8	1:42.060		31	Pit Out		29.849	127.2	40.286			2:49.347	
16	33.117		29.345	122.6	Pit In		307.7	1:52.553		32	38.245		30.439	126.3	43.274		311.2	1:51.958	

65 P. OETTL - Bike 2																			
lap	Sect-1	Speed	Sect-2	Speed	Sect-3	Speed	TopSpeed	laptime	pit	lap	Sect-1	Speed	Sect-2	Speed	Sect-3	Speed	Topspeed	laptime	pit
1	Pit Out		39.149	100.5	50.835			2:12.550		11	45.838		38.346	98.1	Pit In		243.2	2:26.802	
2	42.225		37.152	100.4	48.841		237.4	2:08.218		12	Pit Out		35.993	100.9	47.760			12:22.392	
3	40.819		36.026	101.8	47.939		250.0	2:04.784		13	40.034		34.991	100.9	46.936		252.3	2:01.961	



## FEEL RACING TEST

Test Day

27 - 29 January 2025

Laps and Sector Times - FEEL RACING TEST - 28-01-202

Autodromo Internacional Algarve - 4592mtr.

4	40.050	35.936	103.5	47.878	252.9	2:03.864	14	39.472	34.780	103.2	46.912	252.9	2:01.164
5	40.062	36.177	102.6	47.973	<u>256.5</u>	2:04.212	15	39.140	34.577	<u>105.3</u>	46.709	253.5	2:00.426
6	40.288	35.895	101.1	47.956	254.1	2:04.139	16	39.031	34.948	103.7	46.690	255.9	2:00.669
7	48.122	40.866	93.6	Pit In	252.9	<u>2:33.002</u>	17	<u>38.845</u>	<u>34.415</u>	105.0	<u>46.539</u>	253.5	<u>1:59.799</u>
8	Pit Out	37.032	99.9	49.727		19:04.532	18	45.538	35.160	104.7	46.990	255.3	2:07.688
9	40.533	36.640	99.6	48.474	253.5	2:05.647	19	38.883	34.748	105.1	46.725	254.1	2:00.356
10	40.369	35.843	101.5	48.201	252.3	2:04.413	20	45.140	38.313	101.8	Pit In	<u>256.5</u>	<u>2:26.849</u>

77 D. AEGERTER - Bike 1										Yamaha									
lap	Sect-1	Speed	Sect-2	Speed	Sect-3	Speed	TopSpeed	laptime	pit	lap	Sect-1	Speed	Sect-2	Speed	Sect-3	Speed	Topspeed	laptime	pit
1	Pit Out		35.823	107.7	44.932			2:02.249		22	37.338		33.086	116.1	Pit In		303.4	2:02.081	
2	37.010		31.919	109.8	42.967		286.5	1:51.896		23	Pit Out		32.019	116.6	42.270			48:21.671	
3	35.974		30.884	114.9	42.777		286.5	1:49.635		24	35.152		30.401	119.5	40.907		299.2	1:46.460	
4	35.109		31.406	113.1	41.895		291.1	1:48.410		25	34.467		30.010	120.0	40.776		301.7	1:45.253	
5	34.941		30.534	111.8	41.808		294.3	1:47.283		26	34.204		29.938	121.8	40.969		302.5	1:45.111	
6	34.420		30.544	118.6	41.241		292.7	1:46.205		27	33.844		30.129	122.2	40.434		302.5	1:44.407	
7	16:42.087		31.838	112.7	42.141		302.5	<u>17:56.066</u>		28	33.947		29.798	124.4	40.428		304.2	1:44.173	
8	34.674		30.500	119.6	41.093		299.2	1:46.267		29	33.864		29.794	120.8	40.477		304.2	1:44.135	
9	34.068		31.673	115.1	41.302		300.8	1:47.043		30	38.254		30.784	119.3	Pit In		304.2	1:59.210	
10	34.149		30.168	118.2	40.930		299.2	1:45.247		31	Pit Out		30.734	123.9	41.053			9:58.287	
11	33.940		30.039	124.0	40.905		298.3	1:44.884		32	34.235		29.765	120.7	40.384		305.1	1:44.384	
12	34.213		30.008	118.2	40.821		306.8	1:45.042		33	33.733		30.025	115.1	40.487		305.1	1:44.245	
13	04:02.596		31.868	116.3	42.288		302.5	1:05:16.752		34	33.813		29.712	125.7	40.354		305.9	1:43.879	
14	34.277		30.591	118.7	41.031		298.3	1:45.899		35	33.585		29.852	121.6	40.235		305.9	1:43.672	
15	34.354		29.936	124.7	40.910		301.7	1:45.200		36	33.632		35.511	118.3	Pit In		306.8	1:59.702	
16	34.530		31.182	118.9	41.455		300.0	1:47.167		37	Pit Out		36.449	115.3	45.566			8:28.116	
17	33.883		30.023	121.9	40.854		299.2	1:44.760		38	33.562		<u>29.371</u>	125.7	<u>39.701</u>		298.3	<u>1:42.634</u>	
18	33.999		29.717	<u>126.0</u>	40.798		300.8	1:44.514		39	33.501		29.496	118.4	39.897		305.9	1:42.894	
19	34.105		29.769	123.1	40.603		291.1	1:44.477		40	<u>33.303</u>		31.363	119.5	42.016		<u>308.6</u>	1:46.682	
20	34.249		40.478	117.9	42.936		305.9	1:57.663		41	1:00.472								
21	34.103		29.889	121.5	40.521		302.5	1:44.513		42			33.479	117.0	Pit In		304.2	2:28.432	

87 R. GARDNER - Bike 1										Yamaha									
lap	Sect-1	Speed	Sect-2	Speed	Sect-3	Speed	TopSpeed	laptime	pit	lap	Sect-1	Speed	Sect-2	Speed	Sect-3	Speed	Topspeed	laptime	pit
1	Pit Out		34.014	105.7	43.102			1:54.791		26	33.736		29.500	123.7	40.141		303.4	1:43.377	
2	36.433		31.320	110.5	41.209		283.5	1:48.962		27	33.386		29.799	123.6	Pit In		304.2	1:52.571	
3	34.926		30.336	116.4	40.665		295.9	1:45.927		28	Pit Out		31.751	91.2	48.768			8:58.397	
4	34.368		29.957	112.0	44.769		300.8	1:49.094		29	33.245		29.068	123.4	39.449		306.8	1:41.762	
5	34.353		30.080	116.3	40.271		301.7	1:44.704		30	37.546		31.624	119.2	41.464		302.5	1:50.634	
6	34.030		30.055	115.0	40.277		296.7	1:44.362		31	33.175		29.362	123.0	39.440		305.1	1:41.977	
7	33.794		30.437	119.7	40.272		302.5	1:44.503		32	34.934		30.699	123.0	Pit In		305.1	1:59.172	
8	33.630		29.772	116.4	40.254		303.4	1:43.656		33	Pit Out		30.666	115.0	41.659			10:20.864	
9	24:09.107		31.601	111.5	41.409		300.0	<u>25:22.117</u>		34	33.240		29.320	123.9	39.350		304.2	1:41.910	
10	34.803		30.089	116.4	40.624		300.8	1:45.516		35	36.513		35.331	119.3	45.996		306.8	1:57.840	
11	33.931		29.529	122.6	40.349		302.5	1:43.809		36	33.237		29.103	123.1	39.438		305.1	1:41.778	
12	33.928		29.557	123.9	40.560		305.1	1:44.045		37	33.144		29.109	114.9	39.595		305.1	1:41.848	
13	33.946		33.572	108.5	Pit In		304.2	2:04.180		38	33.033		29.248	122.7	39.468		<u>308.6</u>	1:41.749	
14	Pit Out		32.099	115.3	42.229			26:43.466		39	40.782		32.939	115.0	Pit In		<u>308.6</u>	2:06.359	
15	33.627		29.475	123.9	39.960		303.4	1:43.062		40	Pit Out		30.733	<u>125.6</u>	44.378			10:38.148	
16	33.439		34.080	115.0	41.053		302.5	1:48.572		41	<u>32.730</u>		<u>28.734</u>	124.0	<u>39.285</u>		306.8	<u>1:40.749</u>	



## FEEL RACING TEST

Test Day

27 - 29 January 2025

Laps and Sector Times - FEEL RACING TEST - 28-01-202

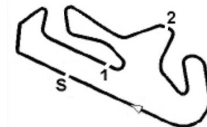
Autodromo Internacional Algarve - 4592mtr.

17	33.331	29.710	121.3	39.852	301.7	1:42.893	42	32.803	31.527	123.0	Pit In	307.7	1:49.873
18	33.999	33.476	109.9	Pit In	300.0	2:00.745	43	Pit Out	30.891	124.7	40.784		12:15.528
19	Pit Out	32.248	114.3	40.913		18:26.997	44	33.669	29.881	123.0	40.519	306.8	1:44.069
20	33.905	29.695	118.8	40.153	301.7	1:43.753	45	33.423	29.530	124.3	39.695	307.7	1:42.648
21	33.565	29.499	119.6	40.055	302.5	1:43.119	46	33.093	29.534	120.9	39.662	306.8	1:42.289
22	33.393	29.383	121.3	40.195	303.4	1:42.971	47	33.327	29.323	122.9	39.766	305.9	1:42.416
23	33.749	29.317	123.3	Pit In	300.0	2:04.833	48	42.188	32.372	122.0	Pit In	307.7	2:05.703
24	Pit Out	30.442	118.7	40.873		30:20.756	49	Pit Out	36.549	116.8	Pit In		2:46.161
25	33.860	29.479	122.6	40.376	304.2	1:43.715	50						

87		R. GARDNER - Bike 2						Yamaha												
lap	Sect-1	Speed	Sect-2	Speed	Sect-3	Speed	TopSpeed	laptime	pit	lap	Sect-1	Speed	Sect-2	Speed	Sect-3	Speed	Topspeed	laptime	pit	
1	Pit Out		31.940	113.6	Pit In			2:04.491		3	<u>34.365</u>		<u>31.016</u>	<u>117.9</u>	Pit In		<u>299.2</u>	1:56.248		
2	Pit Out		31.734	111.9	<u>41.776</u>			7:07.063		4										

94		L. MAHIAS						Yamaha												
lap	Sect-1	Speed	Sect-2	Speed	Sect-3	Speed	TopSpeed	laptime	pit	lap	Sect-1	Speed	Sect-2	Speed	Sect-3	Speed	Topspeed	laptime	pit	
1	Pit Out		32.227	108.8	42.792			1:51.530		24	35.023		30.177	120.0	41.238		260.2	1:46.438		
2	36.025		31.135	110.3	41.992		259.0	1:49.152		25	44.313		33.072	117.6	41.227		259.6	1:58.612		
3	35.599		30.647	114.2	41.581		255.9	1:47.827		26	34.735		30.088	120.3	40.933		260.9	1:45.756		
4	35.333		30.657	112.6	41.957		255.3	1:47.947		27	35.429		30.687	116.6	Pit In		<u>265.4</u>	2:02.658		
5	35.505		30.530	112.4	41.441		258.4	1:47.476		28	Pit Out		30.761	116.1	48.427			20:49.988		
6	35.386		30.442	113.7	41.717		259.0	1:47.545		29	34.552		<u>29.515</u>	121.9	40.665		262.1	1:44.732		
7	42.415		32.733	109.1	Pit In		258.4	2:05.975		30	34.764		29.878	119.7	40.662		261.5	1:45.304		
8	Pit Out		32.451	115.4	41.675			38:50.687		31	34.672		30.085	118.8	40.785		259.6	1:45.542		
9	35.533		30.285	119.1	40.992		259.6	1:46.810		32	35.008		30.056	118.8	Pit In		260.2	1:56.446		
10	35.083		30.328	115.9	40.850		259.0	1:46.261		33	Pit Out		30.877	117.5	41.628			28:33.116		
11	34.992		30.513	118.8	41.129		261.5	1:46.634		34	39.169		30.597	118.0	Pit In		259.0	1:59.526		
12	36.152		31.923	110.8	Pit In		259.0	1:57.955		35	Pit Out		30.720	118.0	55.184			14:28.187		
13	Pit Out		31.001	115.5	41.745			23:21.017		36	35.051		30.581	122.7	40.574		256.5	1:46.206		
14	35.155		29.955	121.2	41.212		260.2	1:46.322		37	34.740		29.699	119.3	40.733		260.9	1:45.172		
15	35.001		30.045	117.9	40.893		262.8	1:45.939		38	34.849		29.793	<u>124.7</u>	40.956		257.8	1:45.598		
16	34.546		35.335	119.1	41.981		260.2	1:51.862		39	34.709		29.983	121.8	40.912		260.2	1:45.604		
17	34.924		30.261	119.2	41.279		260.2	1:46.464		40	34.965		30.111	119.7	Pit In		262.1	1:56.563		
18	35.239		30.226	120.3	Pit In		254.7	1:55.408		41	Pit Out		30.679	113.9	41.170			10:10.519		
19	Pit Out		31.125	113.6	42.138			21:20.720		42	34.376		30.102	120.3	<u>40.282</u>		260.9	1:44.760		
20	35.346		30.366	117.6	41.345		260.9	1:47.057		43	<u>34.252</u>		29.673	121.1	40.298		261.5	<u>1:44.223</u>		
21	35.086		30.182	116.0	41.446		257.8	1:46.714		44	44.795		34.821	113.1	Pit In		262.1	2:10.640		
22	35.024		30.314	118.9	41.328		259.0	1:46.666		45	Pit Out		31.342	119.6	Pit In			2:31.133		
23	35.070		30.198	120.8	41.356			1:46.624		46										

95		T. MACKENZIE						Honda											
lap	Sect-1	Speed	Sect-2	Speed	Sect-3	Speed	TopSpeed	laptime	pit	lap	Sect-1	Speed	Sect-2	Speed	Sect-3	Speed	Topspeed	laptime	pit
1	Pit Out		43.372	87.2	53.836			2:27.215		28	34.894		30.167	119.2	41.116		297.5	1:46.177	
2	44.028		38.947	96.1	50.910		232.3	2:13.885		29	34.307		30.538	113.6	40.962		298.3	1:45.807	
3	42.046		37.930	89.2	49.544		237.4	2:09.520		30	34.366		30.199	116.0	41.367		300.0	1:45.932	
4	41.607		37.165	93.4	48.752		240.0	2:07.524		31	34.302		30.074	115.6	40.694		296.7	1:45.070	
5	40.881		36.730	99.3	48.680		246.6	2:06.291		32	44.799		31.234	115.3	Pit In		276.2	2:09.148	
6	40.374		36.224	97.8	48.131		252.9	2:04.729		33	Pit Out		32.238	111.2	42.089			21:01.094	
7	41.132		38.349	92.2	Pit In		237.9	2:19.839		34	34.615		30.246	113.9	40.979		295.1	1:45.840	
8	Pit Out		36.861	97.3	48.638			31:26.533		35	34.255		30.094	118.0	40.625		299.2	1:44.974	



## FEEL RACING TEST

Test Day

27 - 29 January 2025

Laps and Sector Times - FEEL RACING TEST - 28-01-202

Autodromo Internacional Algarve - 4592mtr.

9	39.975	35.734	101.1	47.835	252.3	2:03.544	36	34.225	30.165	119.6	40.668	298.3	1:45.058
10	39.504	35.532	98.6	47.322	254.1	2:02.358	37	34.216	30.414	112.3	40.839	299.2	1:45.469
11	38.595	35.378	104.0	47.472	270.0	2:01.445	38	42.600	33.315	111.7	Pit In	278.4	2:10.490
12	41.205	35.668	100.5	Pit In	252.9	2:14.863	39	Pit Out	31.129	114.8	43.411		16:01.137
13	Pit Out	35.919	100.2	47.077		19:46.156	40	34.774	30.453	116.9	41.086	300.0	1:46.313
14	38.916	34.841	103.0	46.101	272.7	1:59.858	41	38.948	30.755	118.3	41.360	298.3	1:51.063
15	38.261	34.341	102.7	45.910	261.5	1:58.512	42	35.421	32.259	110.8	Pit In	289.5	1:58.858
16	38.106	34.231	104.5	45.500	271.4	1:57.837	43	Pit Out	30.813	118.0	41.163		52:51.113
17	41.000	35.904	100.1	Pit In	248.8	2:14.252	44	34.384	30.234	119.5	40.578	295.1	1:45.196
18	Pit Out	36.351	100.9	Pit In		30:50.553	45	34.325	30.054	120.8	40.494	301.7	1:44.873
19	Pit Out	32.347	112.3	42.753		1:45:37.674	46	34.009	<u>29.821</u>	122.0	<u>40.131</u>	<u>304.2</u>	<u>1:43.961</u>
20	36.775	31.957	101.4	Pit In	288.8	2:03.720	47	<u>33.909</u>	29.948	119.7	40.239	300.8	1:44.096
21	Pit Out	32.470	111.5	42.567		7:09.612	48	37.935	30.839	117.9	Pit In	276.2	1:59.007
22	35.769	31.166	116.0	41.852	279.1	1:48.787	49	Pit Out	31.747	114.3	42.156		12:57.714
23	35.262	30.877	118.6	41.622	294.3	1:47.761	50	35.049	30.253	119.5	40.778	294.3	1:46.080
24	40.270	30.832	106.4	42.667	300.0	1:53.769	51	42.685	31.950	117.3	Pit In	297.5	2:06.249
25	34.882	31.342	117.5	41.461	294.3	1:47.685	52	Pit Out	31.947	118.7	Pit In		6:11.719
26	40.198	33.084	105.4	Pit In	281.3	2:07.088	53	Pit Out	32.232	<u>122.6</u>	Pit In		2:36.070
27	Pit Out	31.185	114.3	41.982		17:24.046	54						

97	X. VIERGE - Bike 1									HONDA CBR 1000 RR-R									
lap	Sect-1	Speed	Sect-2	Speed	Sect-3	Speed	TopSpeed	laptime	pit	lap	Sect-1	Speed	Sect-2	Speed	Sect-3	Speed	Topspeed	laptime	pit
1	Pit Out		32.242	111.5	41.960			1:53.235		30	35.808		29.847	124.1	40.266		300.8	1:45.921	
2	35.960		30.519	114.9	40.658		257.8	1:47.137		31	33.961		29.535	118.4	39.976		301.7	1:43.472	
3	34.729		30.330	114.4	40.396		287.2	1:45.455		32	34.072		29.564	122.6	40.030		298.3	1:43.666	
4	34.286		29.748	118.0	40.317		290.3	1:44.351		33	34.066		33.561	119.1	Pit In		302.5	1:59.153	
5	34.013		29.940	117.1	40.299		295.9	1:44.252		34	Pit Out		30.573	116.9	40.450			13:12.438	
6	34.147		29.868	112.4	40.407		287.2	1:44.422		35	33.803		29.548	118.0	40.192		302.5	1:43.543	
7	36.752		31.750	113.8	Pit In		252.3	2:00.850		36	33.825		29.515	113.0	39.852		303.4	1:43.192	
8	Pit Out		31.220	113.1	41.027			14:51.946		37	33.810		29.547	119.3	39.866		305.1	1:43.223	
9	34.396		29.924	117.5	40.378		296.7	1:44.698		38	33.673		29.618	119.6	39.865		305.9	1:43.156	
10	34.005		29.969	118.2	40.346		301.7	1:44.320		39	33.740		29.874	116.8	Pit In		304.2	1:53.181	
11	33.887		29.758	117.6	40.073		301.7	1:43.718		40	Pit Out		30.130	121.2	39.982			13:21.394	
12	33.808		29.640	113.7	40.107		301.7	1:43.555		41	33.360		29.469	124.1	39.510		306.8	1:42.339	
13	35.244		31.204	110.2	Pit In		300.8	1:56.386		42	33.525		29.391	120.9	39.623		305.9	1:42.539	
14	Pit Out		33.030	111.8	40.973			15:36.850		43	33.539		29.445	121.1	39.635		304.2	1:42.619	
15	34.237		30.250	116.4	40.473		299.2	1:44.960		44	33.565		29.719	119.9	Pit In		299.2	1:55.047	
16	34.186		29.836	117.4	40.182		300.0	1:44.204		45	Pit Out		30.946	118.6	40.304			10:54.217	
17	33.806		29.740	119.1	42.082		305.1	1:45.628		46	33.399		29.441	121.1	39.694		307.7	1:42.534	
18	33.890		29.752	119.9	40.023		307.7	1:43.665		47	33.602		29.467	117.6	39.762		307.7	1:42.831	
19	33.549		30.083	120.4	40.548		304.2	1:44.180		48	33.432		29.392	120.9	39.642		306.8	1:42.466	
20	33.710		29.693	118.7	40.006		305.1	1:43.409		49	33.477		29.462	120.1	Pit In		305.9	1:50.986	
21	34.103		31.829	113.9	Pit In		304.2	1:56.940		50	Pit Out		30.025	119.7	39.681			6:43.530	
22	Pit Out		31.308	116.6	40.211			10:52.463		51	<u>33.018</u>		<u>29.092</u>	123.3	39.185		<u>309.5</u>	<u>1:41.295</u>	
23	33.555		30.364	124.3	40.090		300.0	1:44.009		52	33.782		29.703	120.8	Pit In		<u>309.5</u>	1:51.346	
24	33.601		29.841	121.1	39.993		304.2	1:43.435		53	Pit Out		30.147	120.7	40.022			5:58.775	
25	34.000		31.014	118.2	40.194		301.7	1:45.208		54	33.077		29.173	<u>124.9</u>	<u>39.157</u>		306.8	1:41.407	
26	33.746		29.623	117.9	39.911		305.1	1:43.280		55	33.026		29.099	124.0	39.612		306.8	1:41.737	
27	33.658		29.504	119.3	39.974		302.5	1:43.136		56	33.261		31.741	111.3	Pit In		307.7	1:54.815	
28	33.704		31.394	112.1	Pit In		303.4	1:57.450		57	Pit Out		35.559	110.2	Pit In			6:35.135	



## FEEL RACING TEST

Test Day

27 - 29 January 2025

Laps and Sector Times - FEEL RACING TEST - 28-01-202

Autodromo Internacional Algarve - 4592mtr.

29	Pit Out	30.815	120.7	40.686	19:11.176	58	Pit Out	36.476	110.7	Pit In	2:43.133
----	---------	--------	-------	--------	-----------	----	---------	--------	-------	--------	----------

99 SOFUOGLU										Yamaha									
lap	Sect-1	Speed	Sect-2	Speed	Sect-3	Speed	TopSpeed	laptime	pit	lap	Sect-1	Speed	Sect-2	Speed	Sect-3	Speed	Topspeed	laptime	pit
1	Pit Out		34.678	114.6	42.450			1:59.854		15	16:11.262		31.716	118.9	42.380		305.1	17:25.358	
2	36.053		30.943	124.6	41.223		282.0	1:48.219		16	34.783		30.223	122.3	40.829		298.3	1:45.835	
3	7:39.791		31.081	118.3	42.207		288.0	8:53.079		17	34.148		29.932	120.7	40.457		300.0	1:44.537	
4	35.029		30.338	119.1	41.064		293.5	1:46.431		18	33.796		30.008	119.7	40.259		300.8	1:44.063	
5	34.447		30.903	116.8	40.818		291.1	1:46.168		19	40.920		48.282	92.2	Pit In		298.3	2:39.148	
6	34.578		30.337	117.1	40.848		299.2	1:45.763		20	Pit Out		31.039	119.7	44.046			37:12.779	
7	34.529		30.094	119.2	40.849		296.7	1:45.472		21	33.713		29.932	120.8	39.879		301.7	1:43.524	
8	38.954		34.000	117.0	Pit In		272.7	2:09.770		22	33.886		29.705	122.7	39.997		301.7	1:43.588	
9	Pit Out		31.789	121.3	Pit In			26:26.032		23	<u>33.359</u>		29.880	120.4	<u>39.839</u>		<u>305.9</u>	<u>1:43.078</u>	
10	Pit Out		32.362	119.3	Pit In			37:28.390		24	33.829		<u>29.587</u>	<u>124.9</u>	39.997		304.2	1:43.413	
11	Pit Out		33.005	118.2	43.036			40:02.961		25	33.888		29.660	121.5	40.079		298.3	1:43.627	
12	35.297		30.906	123.7	41.136		291.9	1:47.339		26	34.442		31.532	117.5	41.866		299.2	1:47.840	
13	34.274		30.368	123.0	40.667		295.1	1:45.309		27	33.794		29.743	117.8	39.988		302.5	1:43.525	
14	34.209		30.012	116.5	40.574		300.8	1:44.795		28	33.851		29.903	119.2	40.413		304.2	1:44.167	

99 KM 99										Yamaha									
lap	Sect-1	Speed	Sect-2	Speed	Sect-3	Speed	TopSpeed	laptime	pit	lap	Sect-1	Speed	Sect-2	Speed	Sect-3	Speed	Topspeed	laptime	pit
1	Pit Out		32.005	109.3	42.035			1:48.147		31	35.752		30.681	118.6	41.405			1:47.838	
2	35.861		30.900	115.8	41.740			1:48.501		32	17:48.850		31.864	113.1	43.968			19:04.682	
3	35.352		32.337	113.1	Pit In			1:58.422		33	6:52.793		30.944	118.6	42.253			8:05.990	
4	Pit Out		39.577	108.2	45.326			12:42.755		34	34.745		30.781	121.8	41.101			1:46.627	
5	37.895		31.929	115.1	43.264			1:53.088		35	34.988		30.507	119.7	41.233			1:46.728	
6	36.344		31.917	114.6	42.449			1:50.710		36	36.202		34.556	106.3	Pit In			2:09.233	
7	35.845		31.857	114.0	42.764			1:50.466		37	Pit Out		32.046	113.7	42.127			8:55.821	
8	14:08.243		32.390	112.7	43.347			15:23.980		38	35.851		30.898	117.5	41.321			1:48.070	
9	35.756		31.456	118.0	42.395			1:49.607		39	35.053		30.315	116.5	41.083			1:46.451	
10	35.343		31.036	116.8	43.934		285.7	1:50.313		40	35.115		30.318	119.5	40.992			1:46.425	
11	35.331		31.441	116.4	41.866			1:48.638		41	35.091		30.520	113.0	40.958			1:46.569	
12	40.144		34.712	118.2	Pit In			2:09.991		42	36.735		31.631	115.0	Pit In			1:58.303	
13	Pit Out		31.403	115.9	42.526			20:14.380		43	Pit Out		32.383	111.2	42.353			10:27.512	
14	35.363		30.891	117.8	41.986			1:48.240		44	35.797		30.859	114.8	41.587			1:48.243	
15	34.982		30.928	121.8	41.964			1:47.874		45	35.453		30.707	113.7	41.194			1:47.354	
16	35.687		34.949	95.0	Pit In			2:08.438		46	35.211		33.531	115.6	41.484			1:50.226	
17	Pit Out		33.930	118.3	42.047			9:52.874		47	35.140		30.530	112.3	41.107			1:46.777	
18	35.069		30.703	119.3	41.519			1:47.291		48	35.203		32.139	103.0	41.527			1:48.869	
19	34.889		31.017	116.6	Pit In			2:06.662		49	38.572		33.104	115.9	43.154			1:54.830	
20	Pit Out		35.583	110.3	45.579			4:22.882		50	34.878		30.469	114.4	41.012			1:46.359	
21	39.689		32.945	117.4	46.734			1:59.368		51	36.975		31.855	118.4	Pit In			1:55.366	
22	36.397		33.444	111.5	42.327			1:52.168		52	Pit Out		32.023	114.6	42.021			6:01.323	
23	36.427		31.503	116.5	42.423			1:50.353		53	34.979		30.486	118.3	41.052			1:46.517	
24	46.445		31.983	113.6	42.499			2:00.927		54	34.640		<u>30.171</u>	<u>122.7</u>	40.940		290.3	<u>1:45.751</u>	
25	35.702		35.828	108.3	45.679			1:57.209		55	34.576		30.639	119.6	40.942			1:46.157	
26	35.553		31.555	112.0	41.771			1:48.879		56	34.506		31.708	115.5	51.380		291.9	1:57.594	
27	39.032		35.890	114.8	Pit In			2:08.850		57	34.619		30.608	118.0	<u>40.792</u>			1:46.019	
28	Pit Out		35.708	115.4	42.294			21:51.641		58	<u>34.501</u>		30.357	121.3	40.945		<u>292.7</u>	1:45.803	
29	36.079		31.031	112.7	41.758			1:48.868		59	38.623		36.046	104.1	Pit In			2:12.824	

