



## Black Falcon Test

Test Day

23 - 27 February 2025

Laps and Sector Times - Black Falcon Test Day - 27-02-2

Autodromo Internacional Algarve - 4652mtr.

8 Holthoff Car Performance										V8-Star									
lap	Sect-1	Speed	Sect-2	Speed	Sect-3	Speed	TopSpeed	laptime	pit	lap	Sect-1	Speed	Sect-2	Speed	Sect-3	Speed	Topspeed	laptime	pit
1	Pit Out		53.324	83.5	54.681			2:35.434		8	Pit Out		38.772	88.9	44.366			7:58.326	
2	46.222		43.131	94.7	47.242		159.5	2:16.595		9	37.058		38.626	79.5	44.683		247.7	2:00.367	
3	38.205		39.273	91.6	48.210		237.4	2:05.688		10	36.968		38.502	85.9	44.350		248.3	1:59.820	
4	37.835		38.752	89.3	Pit In			240.5	2:09.086	11	36.967		38.520	85.4	Pit In		250.6	2:10.196	
5	Pit Out		39.654	90.6	44.811			3:50.663		12	Pit Out		38.886	93.3	45.292			15:01.173	
6	36.512	154.3	<u>37.758</u>	89.9	<u>43.205</u>		253.5	<u>1:57.475</u>		13	42.252		49.853	<u>105.0</u>	Pit In		250.0	2:23.928	
7	<u>36.200</u>	<u>158.6</u>	38.198	90.2	Pit In			<u>255.9</u>	2:09.359	14									

10 Holthoff Car Performance										Daytona Prototype									
lap	Sect-1	Speed	Sect-2	Speed	Sect-3	Speed	TopSpeed	laptime	pit	lap	Sect-1	Speed	Sect-2	Speed	Sect-3	Speed	Topspeed	laptime	pit
1	Pit Out		158.4	34.298	119.5	40.004		1:48.198		7	<u>31.228</u>		32.475	125.9	37.015		288.0	1:40.718	
2	32.162	191.8	32.549	119.9	37.115		277.6	1:41.826		8	31.444	190.8	32.216	<u>130.3</u>	37.165		286.5	1:40.825	
3	31.633	189.5	32.182	125.7	37.010		285.0	1:40.825		9	31.546	192.2	32.999	125.4	37.396		287.2	1:41.941	
4	31.334	197.8	<u>31.937</u>	124.4	<u>36.980</u>		286.5	<u>1:40.251</u>		10	32.097	<u>202.2</u>	32.408	124.1	36.987		291.1	1:41.492	
5	31.322	198.5	32.102	127.2	37.337		288.0	1:40.761		11	31.294	194.6	32.099	128.9	37.149		287.2	1:40.542	
6	31.810	188.5	32.394	124.1	37.862		288.8	1:42.066		12	31.516	185.9	32.517	128.1	Pit In		287.2	1:47.940	

19 GetSpeed										Mercedes-AMG GT3									
lap	Sect-1	Speed	Sect-2	Speed	Sect-3	Speed	TopSpeed	laptime	pit	lap	Sect-1	Speed	Sect-2	Speed	Sect-3	Speed	Topspeed	laptime	pit
1	Pit Out		34.301	120.8	38.573			1:44.704		37	34.778		35.060	117.6	39.345		262.1	1:49.183	
2	32.449		32.905	130.3	37.700		260.9	1:43.054		38	33.252		34.381	119.7	39.144		262.8	1:46.777	
3	32.019		32.528	131.1	37.738		263.4	1:42.285		39	32.974		33.427	126.5	38.307		262.1	1:44.708	
4	31.954		<u>32.346</u>	131.7	37.431		262.1	1:41.731		40	32.736		33.331	130.9	38.589		264.1	1:44.656	
5	31.837		33.065	123.6	Pit In			264.7	1:48.443	41	32.562		33.286	128.0	38.701		264.1	1:44.549	
6	Pit Out		33.345	129.0	37.836			4:03.216		42	32.380		33.342	125.9	38.362		264.1	1:44.084	
7	32.482		33.004	125.0	37.782		266.0	1:43.268		43	32.701		33.315	123.0	38.495		264.1	1:44.511	
8	32.248		32.479	130.4	<u>37.384</u>		265.4	1:42.111		44	32.770		34.716	119.9	38.761		265.4	1:46.247	
9	31.884		33.290	121.2	37.905		265.4	1:43.079		45	32.653		33.482	122.4	Pit In		264.7	1:52.132	
10	<u>31.637</u>		32.443	120.9	37.437		264.7	<u>1:41.517</u>		46	Pit Out		33.900	118.7	39.055			4:29.552	
11	32.566		32.893	124.7	Pit In			262.8	1:48.474	47	32.740		33.495	121.6	38.842		262.8	1:45.077	
12	Pit Out		35.579	114.3	40.827			6:32.236		48	17:51.767		44.840	112.3	39.669		263.4	19:16.276	
13	33.389		34.059	121.8	38.859		256.5	1:46.307		49	32.636		33.272	118.2	38.831		263.4	1:44.739	
14	32.753		33.546	122.7	38.659		262.1	1:44.958		50	32.947		34.631	121.1	38.363		264.7	1:45.941	
15	32.579		33.258	121.6	38.387		262.1	1:44.224		51	32.259		34.863	109.6	41.088		265.4	1:48.210	
16	32.726		33.586	122.3	38.232		262.8	1:44.544		52	32.569	208.5	33.318	119.7	39.711		263.4	1:45.598	
17	32.538	206.1	33.139	122.2	38.234		263.4	1:43.911		53	32.392	209.3	34.618	120.3	39.707		264.1	1:46.717	
18	32.534	210.1	33.366	123.7	38.258		264.1	1:44.158		54	32.475	206.5	32.954	129.2	38.111		264.7	1:43.540	
19	35.296	180.3	36.169	108.4	Pit In			<u>268.7</u>	2:00.686	55	32.246	203.8	33.353	120.0	38.136		266.7	1:43.735	
20	Pit Out		36.827	122.9	Pit In			31:47.221		56	32.379	206.5	33.106	129.3	38.171		265.4	1:43.656	
21	Pit Out		36.247	111.5	48.443			3:53.567		57	43.502	125.6	46.032	98.4	Pit In		266.0	2:29.493	
22	33.202		33.303	123.9	39.342		259.0	1:45.847		58	Pit Out		185.2	34.387	126.2	38.876		1:04:26.570	
23	32.819		32.837	126.9	38.108		260.2	1:43.764		59	32.597	<u>214.7</u>	35.713	119.5	39.029		262.1	1:47.339	
24	32.484		33.865	107.5	38.957		265.4	1:45.306		60	32.765	213.0	33.483	124.3	40.263		260.9	1:46.511	
25	36.479		33.698	122.9	38.875		265.4	1:49.052		61	33.101	206.1	33.588	125.7	38.203		252.9	1:44.892	
26	32.384		33.282	122.7	39.241		264.7	1:44.907		62	32.407	204.9	33.106	130.4	38.521		263.4	1:44.034	
27	43.483		39.352	117.5	Pit In			164.6	2:13.774	63	33.234	207.7	33.377	119.1	38.409		265.4	1:45.020	
28	Pit Out		51.747	85.2	47.471			34:52.766		64	32.341	214.3	33.034	127.8	39.473		263.4	1:44.848	
29	32.974		34.599	113.2	48.239		260.2	1:55.812		65	32.576	208.9	32.986	<u>134.0</u>	Pit In		260.9	1:52.419	
30	32.664		33.126	123.6	37.890		261.5	1:43.680		66	Pit Out		168.2	42.441	101.5	51.743		5:35.666	



## Black Falcon Test

Test Day

23 - 27 February 2025

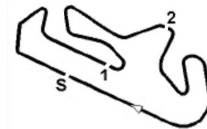
Laps and Sector Times - Black Falcon Test Day - 27-02-2

Autodromo Internacional Algarve - 4652mtr.

31	32.300	33.130	128.6	37.956	265.4	1:43.386	67	32.413	201.5	32.954	126.8	37.839	261.5	1:43.206
32	32.231	33.074	130.8	38.302	264.7	1:43.607	68	33.621	204.9	33.691	122.3	39.192	266.0	1:46.504
33	32.196	33.102	123.1	38.799	266.7	1:44.097	69	32.760	208.5	33.749	124.1	41.835	262.1	1:48.344
34	32.230	33.462	107.7	38.973	267.3	1:44.665	70	32.642	203.4	33.346	124.9	37.865	262.1	1:43.853
35	34.466	34.821	122.4	Pit In	266.0	1:59.801	71	32.450	214.3	33.108	127.2	37.768	263.4	1:43.326
36	Pit Out	35.400	114.2	39.984		19:54.135	72	32.320	206.1	33.180	124.3	Pit In	263.4	1:51.839

20 GetSpeed										Mercedes-AMG GT3									
lap	Sect-1	Speed	Sect-2	Speed	Sect-3	Speed	TopSpeed	laptime	pit	lap	Sect-1	Speed	Sect-2	Speed	Sect-3	Speed	Topspeed	laptime	pit
1	Pit Out		33.850	112.6	38.571			1:49.720		38	32.015		33.234	126.3	38.448		266.0	1:43.697	
2	32.707		32.945	121.2	38.072		260.9	1:43.724		39	32.245		32.777	123.7	37.423		266.0	1:42.445	
3	32.324		33.091	119.2	37.774		262.1	1:43.189		40	32.192		33.504	125.3	37.634		268.0	1:43.330	
4	32.307		32.599	127.4	37.967		263.4	1:42.873		41	32.023		32.659	126.3	37.558		267.3	1:42.240	
5	32.298		32.646	122.9	Pit In		264.1	1:49.318		42	14:31.443		35.013	119.5	37.514		267.3	15:43.970	
6	Pit Out		33.020	117.5	38.006			3:56.615		43	31.933		32.260	123.6	37.110		266.0	1:41.303	
7	33.221		32.604	125.6	38.014		264.7	1:43.839		44	33.666		36.283	108.5	39.876		269.3	1:49.825	
8	32.110		32.510	123.9	37.642		264.1	1:42.262		45	31.833		32.311	128.0	37.165		266.0	1:41.309	
9	32.210		33.237	116.0	Pit In		265.4	1:51.769		46	31.607		32.081	125.1	37.307		268.0	1:40.995	
10	Pit Out		35.184	120.4	38.075			5:05.190		47	31.794		33.268	121.8	38.456		267.3	1:43.518	
11	31.928		32.404	128.7	37.272		262.1	1:41.604		48	31.862		32.356	130.6	37.102		266.7	1:41.320	
12	31.729		32.275	126.0	37.213		265.4	1:41.217		49	31.970		32.445	123.0	Pit In		268.7	1:52.695	
13	31.627		32.503	120.4	38.188		265.4	1:42.318		50	Pit Out		33.405	121.9	37.937			11:34.216	
14	33.310		34.690	98.5	41.200		265.4	1:49.200		51	32.864		32.767	128.1	37.627		264.1	1:43.258	
15	31.823		32.275	129.5	37.570		263.4	1:41.668		52	32.247		32.954	128.6	40.000		264.7	1:45.201	
16	31.797		32.151	138.1	Pit In		262.1	1:52.617		53	34.342		34.030	124.3	38.199		260.2	1:46.571	
17	Pit Out	160.7	35.006	111.1	40.306			3:33.256		54	33.469		32.600	129.8	37.810		266.0	1:43.879	
18	31.979	205.3	32.349	129.0	37.511		264.7	1:41.839		55	32.043		32.558	129.0	37.721		266.0	1:42.322	
19	31.779		32.356	127.8	37.369		265.4	1:41.504		56	32.196		32.752	123.4	37.650		265.4	1:42.598	
20	32.046		33.765	110.4	Pit In		265.4	1:55.221		57	32.031		32.509	122.9	37.604		265.4	1:42.144	
21	Pit Out		34.159	113.8	39.378			6:31.057		58	32.255		33.609	126.0	37.800		265.4	1:43.664	
22	32.789		33.590	111.6	39.174		262.1	1:45.553		59	32.215		32.772	116.9	40.503		265.4	1:45.490	
23	32.960		32.902	126.9	38.396		262.1	1:44.258		60	32.262		32.607	129.5	37.785		262.8	1:42.654	
24	32.559		33.582	115.4	Pit In		263.4	1:51.217		61	32.100		32.537	125.4	37.604		266.0	1:42.241	
25	Pit Out		33.073	120.9	39.809			2:54.137		62	32.438		32.739	127.4	37.773		266.7	1:42.950	
26	7:49.043		33.375	124.9	38.291		264.7	9:00.709		63	32.331		32.688	126.5	37.759		265.4	1:42.778	
27	32.751		32.787	127.7	38.168		262.8	1:43.706		64	32.238		32.772	130.3	37.755		266.0	1:42.765	
28	32.462		33.061	125.7	38.603		264.1	1:44.126		65	32.362		33.074	130.0	37.661		265.4	1:43.097	
29	34.839		33.193	132.7	40.056		265.4	1:48.088		66	32.185		32.574	125.7	38.177		265.4	1:42.936	
30	32.917		33.290	98.1	Pit In		264.1	1:50.478		67	32.236		33.799	120.4	37.780		266.7	1:43.815	
31	Pit Out		34.113	108.7	38.338			12:42.041		68	32.137		32.515	127.5	38.113		265.4	1:42.765	
32	32.310		32.662	123.1	37.644		263.4	1:42.616		69	04:05.131	199.3	33.246	120.7	38.354		264.7	05:16.731	
33	31.894		32.470	121.2	37.494		264.7	1:41.858		70	32.653	191.2	33.009	126.3	37.830		262.8	1:43.492	
34	32.446		32.335	125.4	37.508		267.3	1:42.289		71	32.241	208.1	32.432	128.0	37.659		262.1	1:42.332	
35	31.915		40.624	112.3	Pit In		266.7	1:59.377		72	35.220	170.3	33.600	129.2	37.898		265.4	1:46.718	
36	Pit Out		33.655	112.5	38.195			4:04.962		73	32.083	212.6	32.345	130.3	37.672		264.1	1:42.100	
37	32.140		32.561	127.4	37.608		265.4	1:42.309		74									

22 Trackfocused Racing										Mc Laren GT3									
lap	Sect-1	Speed	Sect-2	Speed	Sect-3	Speed	TopSpeed	laptime	pit	lap	Sect-1	Speed	Sect-2	Speed	Sect-3	Speed	Topspeed	laptime	pit
1	Pit Out		35.973	106.7	41.085			1:53.397		20	Pit Out		35.056	115.5	40.042			4:58.560	



## Black Falcon Test

Test Day

23 - 27 February 2025

Laps and Sector Times - Black Falcon Test Day - 27-02-2

Autodromo Internacional Algarve - 4652mtr.

2	34.135	35.186	114.9	40.955		1:50.276	21	36.073	38.388	87.0	Pit In	259.0	2:04.442
3	33.288	33.611	116.3	39.744	254.7	1:46.643	22	Pit Out	36.111	109.0	41.703		39:01.454
4	33.280	33.826	118.0	39.237	255.3	1:46.343	23	33.053	35.102	116.8	41.074		1:49.229
5	33.371	33.643	127.4	39.134	260.9	1:46.148	24	33.378	34.029	103.7	40.624		1:48.031
6	32.963	33.480	123.9	38.783	262.1	1:45.226	25	33.183	33.556	112.7	38.653		1:45.392
7	33.049	33.263	124.7	38.688	244.3	1:45.000	26	33.522	33.444	119.7	38.390	263.4	1:45.356
8	34.650	33.515	121.6	Pit In		1:53.078	27	33.009	33.121	118.0	38.730		1:44.860
9	Pit Out	33.546	123.7	41.164		52:14.640	28	32.927	33.005	123.7	38.591		1:44.523
10	33.588	33.361	121.6	38.881		1:45.830	29	32.961	32.928	128.7	41.192		1:47.081
11	32.663	33.277	130.6	38.963		1:44.903	30	33.351	33.460	114.9	Pit In		1:56.900
12	32.886	34.463	113.2	39.668		1:47.017	31	Pit Out	36.047	117.9	39.571		1:28:05.900
13	33.258	33.616	116.6	Pit In	262.8	1:51.306	32	33.706	<u>197.8</u>	33.856	126.9	38.811	1:46.373
14	Pit Out	33.706	116.8	<u>38.051</u>		4:07.830	33	33.209	33.551	127.4	39.780		1:46.540
15	32.561	<u>32.800</u>	121.8	38.676	<u>274.8</u>	1:44.037	34	33.201	193.5	33.284	<u>134.8</u>	38.902	1:45.387
16	<u>32.351</u>	32.980	121.6	38.239		<u>1:43.570</u>	35	33.129	33.334	129.7	38.972		1:45.435
17	34.446	35.892	124.0	Pit In	270.0	1:57.872	36	32.731	35.679	109.0	Pit In	270.7	1:58.633
18	Pit Out	35.896	97.7	43.679		48:03.789	37	Pit Out	35.252	89.4	38.843		3:22.976
19	34.703	36.312	102.8	Pit In	250.6	1:58.782	38						

27 Promotion Motorsport																			
lap	Sect-1	Speed	Sect-2	Speed	Sect-3	Speed	TopSpeed	laptime	pit	lap	Sect-1	Speed	Sect-2	Speed	Sect-3	Speed	Topspeed	laptime	pit
1	Pit Out		50.783	90.3	52.727			2:35.782		35	36.814		37.308	110.2	43.636		243.2	1:57.758	
2	42.330		40.982	101.5	46.100		194.2	2:09.412		36	37.098		36.850	117.0	43.412		247.7	1:57.360	
3	37.733		39.086	105.4	44.425		233.3	2:01.244		37	36.262		36.589	120.8	43.459		248.3	1:56.310	
4	37.177		37.980	117.0	43.836		233.3	1:58.993		38	36.370		37.875	115.5	43.490		239.5	1:57.735	
5	37.806		37.693	113.6	43.868		226.9	1:59.367		39	35.900		36.872	112.5	Pit In		248.8	2:04.824	
6	37.016		37.568	112.7	43.547		234.8	1:58.131		40	Pit Out		47.335	98.1	53.403			19:11.617	
7	36.999		37.753	113.6	44.574		235.3	1:59.326		41	40.151		41.128	98.1	51.799		208.1	2:13.078	
8	36.657		37.520	114.3	44.078		236.3	1:58.255		42	39.487		36.957	114.5	42.621		202.2	1:59.065	
9	37.695		37.732	112.9	44.030		234.8	1:59.457		43	<u>35.519</u>		36.196	111.6	<u>42.119</u>		249.4	<u>1:53.834</u>	
10	36.953		38.029	110.0	43.851		235.8	1:58.833		44	<u>35.657</u>		<u>36.065</u>	114.9	42.355		<u>250.6</u>	1:54.077	
11	37.172		37.407	111.7	46.470		237.4	2:01.049		45	37.148		37.628	112.9	Pit In		250.0	2:06.231	
12	36.538		37.115	109.6	43.025		239.5	1:56.678		46	Pit Out		37.823	107.2	43.750			5:53.223	
13	37.533		37.040	109.2	42.871		240.5	1:57.444		47	36.750		37.248	110.5	43.791		238.4	1:57.789	
14	36.078		37.394	110.4	42.631		241.6	1:56.103		48	37.506		37.057	113.4	43.730		238.4	1:58.293	
15	36.060		36.637	118.9	42.908		242.2	1:55.605		49	36.460		36.955	113.7	43.684		241.1	1:57.099	
16	37.673		38.305	117.0	Pit In		218.2	2:09.082		50	37.745		38.852	116.6	Pit In		231.3	2:09.497	
17	Pit Out		39.959	118.2	45.295			5:55.813		51	Pit Out		43.309	114.5	45.055			13:28.775	
18	37.848		38.256	118.3	44.505		233.3	2:00.609		52	37.804		38.080	119.3	44.409		235.3	2:00.293	
19	4:42.730		37.877	127.7	45.099			6:05.706		53	37.207		37.724	122.6	44.622		237.4	1:59.553	
20	37.975		39.340	115.3	45.159		235.8	2:02.474		54	37.609		38.007	122.7	44.862		236.8	2:00.478	
21	38.513		37.766	126.5	45.005		221.3	2:01.284		55	38.101		38.191	120.7	45.177		234.3	2:01.469	
22	38.209		38.403	125.4	45.637		233.8	2:02.249		56	40.249		38.936	115.9	45.224		233.8	2:04.409	
23	37.810		37.397	126.5	44.980		232.3	2:00.187		57	37.489		38.382	122.3	47.662		236.3	2:03.533	
24	37.598		37.701	126.5	43.964		235.8	1:59.263		58	37.860		38.623	118.3	46.771		235.3	2:03.254	
25	37.181		47.817	123.9	44.519		236.3	2:09.517		59	38.973	152.3	39.006	125.9	45.729		233.8	2:03.708	
26	37.050		37.443	<u>133.2</u>	43.988		238.9	1:58.481		60	38.111	<u>173.1</u>	38.046	122.0	Pit In		232.8	2:13.907	
27	36.804		37.306	123.4	Pit In		238.4	2:06.875		61	Pit Out	124.1	45.229	98.7	50.800			1:36:26.886	
28	Pit Out		40.024	120.1	45.800			15:13.107		62	44.585	146.3	40.292	98.0	46.354		200.7	2:11.231	
29	37.240		37.842	125.6	Pit In		237.9	2:26.282		63	16:31.301	146.7	46.675	104.3	54.001		235.8	18:11.977	



## Black Falcon Test

Test Day

23 - 27 February 2025

Laps and Sector Times - Black Falcon Test Day - 27-02-2

Autodromo Internacional Algarve - 4652mtr.

30	Pit Out	48.971	117.9	46.528		5:23.361	64	44.746	159.3	44.507	97.2	52.072	196.4	2:21.325	
31	38.848	37.766	123.9	44.432		220.0	2:01.046	65	43.979	152.1	44.127	111.7	52.572	198.9	2:20.678
32	11:29.483	41.038	96.3	46.154		237.9	12:56.675	66	43.896	152.3	45.126	108.0	54.361	211.4	2:23.383
33	37.536	38.330	101.6	44.803		239.5	2:00.669	67	45.871	141.2	45.470	101.7	Pit In	195.7	2:31.595
34	36.770	37.466	104.3	44.336		244.3	1:58.572	68							

28 Speedy Motorsport																			
lap	Sect-1	Speed	Sect-2	Speed	Sect-3	Speed	TopSpeed	laptime	pit	lap	Sect-1	Speed	Sect-2	Speed	Sect-3	Speed	Topspeed	laptime	pit
1	Pit Out		49.321	88.6	50.252			2:27.629		25	35.319		35.999	119.5	41.622		247.1	1:52.940	
2	43.151		38.144	109.0	43.073		234.3	2:04.368		26	35.190		38.079	101.1	42.517		250.0	1:55.786	
3	36.311		37.146	106.7	42.098		243.2	1:55.555		27	35.303		35.721	120.8	41.851		250.0	1:52.875	
4	36.768		37.457	113.2	42.022		245.5	1:56.247		28	35.553		35.667	117.4	41.262		250.0	1:52.482	
5	36.840		36.740	110.9	Pit In		246.6	2:07.025		29	35.232		36.242	116.0	Pit In		250.0	2:01.230	
6	Pit Out	173.4	36.304	120.5	42.771			5:57.092		30	Pit Out		36.212	112.5	43.420			9:18.070	
7	36.030		36.555	117.6	41.692		248.3	1:54.277		31	35.407		36.316	113.1	41.392		247.7	1:53.115	
8	35.569		36.319	111.9	42.661		248.3	1:54.549		32	35.120		35.594	120.0	41.547		248.3	1:52.261	
9	35.625		35.989	118.4	42.155		248.3	1:53.769		33	35.033		35.590	119.3	41.430		248.8	1:52.053	
10	35.395		36.755	113.7	41.917		245.5	1:54.067		34	01:19.303	136.9	45.030	92.3	45.931		248.3	2:02:50.264	
11	35.404		36.120	119.9	41.417		250.0	1:52.941		35	37.208	166.7	37.938	104.8	42.743		240.5	1:57.889	
12	35.638		36.147	113.4	Pit In		248.3	1:59.516		36	37.077	127.8	37.708	111.8	42.584		243.2	1:57.369	
13	Pit Out		44.457	101.1	45.362			55:10.135		37	35.875	177.0	36.625	103.2	46.864		237.9	1:59.364	
14	36.259		Pit In		Pit In		244.3	7:53.036		38	35.365	178.5	36.386	109.6	41.874		243.8	1:53.625	
15	Pit Out		40.691	101.1	44.162			7:23.695		39	35.305	179.7	36.031	111.3	42.081		247.7	1:53.417	
16	36.889		37.791	105.6	42.140		246.6	1:56.820		40	23:57.032	147.3	44.048	92.3	50.611		247.1	25:31.691	
17	36.633		36.510	111.5	42.087		247.1	1:55.230		41	41.117	160.0	42.759	93.9	48.390		240.0	2:12.266	
18	35.684		36.429	112.5	42.049		247.7	1:54.162		42	42.761	124.0	45.707	94.0	48.416		239.5	2:16.884	
19	35.362		36.668	116.4	41.540		246.0	1:53.570		43	40.844	154.3	41.676	94.2	47.636		241.1	2:10.156	
20	35.458		36.469	116.6	Pit In		248.3	1:59.893		44	42.163	161.4	41.630	98.5	47.743		240.0	2:11.536	
21	Pit Out		36.984	112.0	42.233			14:10.084		45	40.750	158.6	41.680	95.2	Pit In		240.5	2:17.796	
22	35.501		38.508	110.5	44.321		246.6	1:58.330		46	Pit Out	140.1	44.391	81.9	51.678			36:13.587	
23	35.586		35.646	126.6	41.867		248.8	1:53.099		47	45.297	136.0	45.571	83.9	Pit In		217.3	2:35.288	
24	35.447		36.108	114.2	41.709		248.8	1:53.264		48									

41 Greystone GT										McLaren GT3 Kell/MacDonald									
lap	Sect-1	Speed	Sect-2	Speed	Sect-3	Speed	TopSpeed	laptime	pit	lap	Sect-1	Speed	Sect-2	Speed	Sect-3	Speed	Topspeed	laptime	pit
1	42.619		34.233	98.5	38.530		183.4	1:55.382		35	32.085		32.600	124.9	37.384		267.3	1:42.069	
2	38.010		33.151	114.4	37.849		178.8	1:49.010		36	31.835		32.486	130.4	37.509		268.0	1:41.830	
3	36.921		37.068	110.7	39.529		231.3	1:53.518		37	31.952		33.077	120.8	37.624		270.0	1:42.653	
4	31.861		32.623	116.9	Pit In		265.4	1:47.476		38	32.181		33.211	115.3	Pit In		269.3	1:49.655	
5	Pit Out		32.976	118.3	37.799			3:54.843		39	Pit Out		33.038	126.6	38.482			4:51.985	
6	31.850		32.457	118.3	37.469		266.0	1:41.776		40	33.066		32.901	122.3	38.233		268.0	1:44.200	
7	32.111		32.570	120.8	37.386		268.7	1:42.067		41	32.063		33.716	125.9	38.546		268.7	1:44.325	
8	31.797		32.575	121.9	37.346		268.0	1:41.718		42	32.058		32.854	127.7	37.695		268.0	1:42.607	
9	32.533		32.879	112.3	37.905		269.3	1:43.317		43	32.116		33.405	119.3	Pit In		270.0	1:50.227	
10	31.886		32.487	123.4	Pit In		266.7	1:49.895		44			32.772	128.1	39.122			42:05.794	
11	Pit Out		33.189	118.3	37.933			4:30.877		45	32.748		33.378	124.6	38.760		264.7	1:44.886	
12	32.758		33.388	121.5	37.622		267.3	1:43.768		46	31.822		32.617	121.3	37.178		268.0	1:41.617	
13	32.747		33.029	126.0	37.564		268.0	1:43.340		47	31.771		32.333	128.7	37.276		267.3	1:41.380	
14	31.880		32.415	123.3	37.348		267.3	1:41.643		48	31.893		34.593	122.3	38.433		268.7	1:44.919	
15	33.034		33.409	116.6	Pit In		268.7	1:51.415		49	31.694		32.480	122.4	37.206		269.3	1:41.380	



## Black Falcon Test

Test Day

23 - 27 February 2025

Laps and Sector Times - Black Falcon Test Day - 27-02-2

Autodromo Internacional Algarve - 4652mtr.

16	Pit Out	177.6	33.485	118.6	39.833		4:51.267	50	31.754	32.344	124.3	38.076	269.3	1:42.174	
17	32.856	197.8	33.612	118.9	37.849	260.9	1:44.317	51	32.023	32.759	127.7	Pit In	268.0	1:48.621	
18	32.548		32.736	120.4	37.407	269.3	1:42.691	52	Pit Out	32.806	120.8	38.200		4:57.836	
19	31.857		32.699	120.8	37.457	268.0	1:42.013	53	32.112	32.427	125.0	37.419	266.7	1:41.958	
20	31.867		32.922	117.9	Pit In	269.3	1:48.664	54	31.805	32.400	126.2	37.516	269.3	1:41.721	
21	Pit Out		33.491	119.9	37.589		7:05.189	55	31.850	32.267	124.4	37.289	268.7	1:41.406	
22	31.633		32.192	125.3	37.191	267.3	1:41.016	56	32.266	33.573	119.3	Pit In	269.3	1:50.094	
23	<u>31.537</u>		<u>32.190</u>	126.5	<u>37.042</u>	268.0	<u>1:40.769</u>	57		200.4	32.932	124.6	37.780	1:55:09.730	
24	32.079		32.826	121.9	Pit In	268.7	1:49.312	58	32.890	201.1	32.957	<u>132.2</u>	37.621	266.0	1:43.468
25			33.574	106.2	38.586		10:56.167	59	32.068	214.7	32.568	127.2	37.559	266.0	1:42.195
26	32.149		33.072	119.6	37.850	267.3	1:43.071	60	31.957	211.4	32.655	124.6	37.563	267.3	1:42.175
27	31.972		34.185	120.5	37.631	268.7	1:43.788	61	31.846	213.4	32.764	123.0	37.307	268.0	1:41.917
28	33.069		32.709	123.1	38.032	<u>270.0</u>	1:43.810	62	32.136	204.9	33.139	118.3	Pit In	269.3	1:55.401
29	32.078		32.622	122.6	37.241	266.0	1:41.941	63	Pit Out	191.8	33.106	123.9	38.179		3:56.898
30	31.857		32.467	124.4	38.106	267.3	1:42.430	64	31.942	210.1	34.089	122.3	37.508	267.3	1:43.539
31	32.034		32.477	123.9	37.475	266.0	1:41.986	65	31.891	208.1	32.415	126.6	37.345	268.7	1:41.651
32	31.944		32.656	125.4	37.747	268.7	1:42.347	66	32.056	204.2	33.557	118.2	Pit In	268.0	1:50.297
33	32.100		33.447	120.8	Pit In	<u>270.0</u>	1:52.698	67	Pit Out	196.0	33.398	120.8	38.100		3:44.162
34	Pit Out		32.957	120.0	37.729		5:22.018	68							

43		HWA AG - Thomas Joger																			
lap	Sect-1	Speed	Sect-2	Speed	Sect-3	Speed	TopSpeed	laptime	pit	lap	Sect-1	Speed	Sect-2	Speed	Sect-3	Speed	Topspeed	laptime	pit		
1	Pit Out		38.100	118.6	42.392			2:03.004		60	32.980		34.291	112.3	40.126		297.5	1:47.397			
2	35.189		35.818	107.4	41.105		249.4	1:52.112		61	32.984		33.460	121.9	39.064		283.5	1:45.508			
3	33.155		33.711	124.4	38.963		291.9	1:45.829		62	32.357		34.193	126.2	39.509		299.2	1:46.059			
4	32.287		33.617	121.5	38.928		296.7	1:44.832		63	32.852		33.691	120.8	40.555		285.7	1:47.098			
5	32.538		34.555	100.7	41.412		286.5	1:48.505		64	33.043	191.5	33.678	122.3	40.598		282.7	1:47.319			
6	32.516		33.136	128.6	38.522		295.9	1:44.174		65	32.686	190.8	33.891	111.5	39.938		297.5	1:46.515			
7	32.071		33.027	<u>131.5</u>	38.439		298.3	1:43.537		66	32.587	197.1	33.765	120.9	39.308		296.7	1:45.660			
8	32.446		33.396	127.2	38.754		298.3	1:44.596		67	32.931	183.7	33.498	118.4	39.197		286.5	1:45.626			
9	33.495		33.468	120.4	39.096		297.5	1:46.059		68	33.339	161.7	35.364	115.3	Pit In		297.5	2:01.320			
10	32.176		33.236	125.6	38.919		296.7	1:44.331		69	Pit Out	107.4	44.766	101.2	47.989			1:03:57.680			
11	32.483		33.572	121.3	39.062		291.1	1:45.117		70	38.343	147.1	37.003	108.1	41.384		220.0	1:56.730			
12	33.186		33.615	116.6	40.158		287.2	1:46.959		71	34.394	175.6	34.671	113.3	40.121		266.7	1:49.186			
13	32.610		33.878	118.4	39.557		295.9	1:46.045		72	32.389	<u>203.8</u>	33.060	130.9	38.113		294.3	1:43.562			
14	32.708		34.428	118.7	39.628		297.5	1:46.764		73	32.297	196.0	<u>32.780</u>	127.7	<u>37.979</u>		298.3	<u>1:43.056</u>			
15	32.537		33.752	110.4	39.082		293.5	1:45.371		74	32.099	202.2	33.017	130.9	38.316		298.3	1:43.432			
16	34.026		33.811	117.8	40.333		284.2	1:48.170		75	32.135	193.9	32.913	124.6	38.556		297.5	1:43.604			
17	18:22.160		42.084	111.3	44.541		293.5	19:48.785		76	33.731	188.2	33.470	121.9	39.359		288.0	1:46.560			
18	38.412		36.830	112.5	40.560		267.3	1:55.802		77	32.700	201.1	33.995	126.0	40.819		295.9	1:47.514			
19	36.043		35.081	118.9	39.627		262.1	1:50.751		78	33.225	185.6	34.472	116.0	Pit In		295.9	1:57.801			
20	32.609		34.601	105.2	41.059		296.7	1:48.269		79	Pit Out	173.4	34.385	111.2	41.355			3:36.955			
21	32.188		32.930	130.6	38.138		296.7	1:43.256		80	32.874	193.5	33.546	115.9	39.169		292.7	1:45.589			
22	32.154		32.988	130.9	38.523		298.3	1:43.665		81	32.527	182.1	33.443	119.5	39.155		292.7	1:45.125			
23	32.109		33.021	129.2	38.169		299.2	1:43.299		82	32.869	193.5	33.398	116.6	39.207		294.3	1:45.474			
24	<u>31.914</u>		33.115	130.0	38.442		299.2	1:43.471		83	33.034	184.6	34.051	115.8	42.043		263.4	1:49.128			
25	31.984		33.077	128.4	38.557		<u>300.8</u>	1:43.618		84	33.510	160.5	33.797	121.9	39.591		282.0	1:46.898			
26	32.445		33.283	124.6	38.643		298.3	1:44.371		85	33.469	188.2	33.269	123.6	39.520		285.0	1:46.258			
27	32.404		33.883	110.0	38.964		299.2	1:45.251		86	33.196	185.6	33.568	118.7	39.230		285.0	1:45.994			
28	32.107		33.212	124.3	38.616		299.2	1:43.935		87	32.736	185.2	33.614	121.3	39.346		286.5	1:45.696			



## Black Falcon Test

Test Day

23 - 27 February 2025

Laps and Sector Times - Black Falcon Test Day - 27-02-2

Autodromo Internacional Algarve - 4652mtr.

29	32.235	33.181	125.1	38.994	300.0	1:44.410	88	43:56.461	111.9	46.543	93.1	Pit In	297.5	45:46.106
30	32.253	34.006	117.3	38.875	297.5	1:45.134	89	Pit Out	139.2	43.238	101.4	49.909		1:07:18.776
31	32.497	33.473	125.1	38.921	300.0	1:44.891	90	41.904	138.5	41.735	108.1	48.160	189.5	2:11.799
32	33.803	33.416	124.1	39.147	295.9	1:46.366	91	40.542	143.8	41.074	97.5	47.730	212.6	2:09.346
33	32.567	33.700	123.4	Pit In	300.0	1:55.982	92	39.524	149.2	40.591	99.6	47.510	243.2	2:07.625
34	Pit Out	40.969	100.8	45.158		18:34.064	93	39.717	146.1	40.575	101.8	47.090	218.2	2:07.382
35	39.801	39.706	107.1	42.173	195.7	2:01.680	94	39.789	146.9	40.588	96.3	47.308	221.3	2:07.685
36	35.886	34.739	117.8	39.880	223.6	1:50.505	95	39.717	148.8	41.292	95.9	47.563	221.3	2:08.572
37	32.799	33.506	123.3	39.278	294.3	1:45.583	96	39.538	150.2	40.979	96.0	47.537	214.3	2:08.054
38	32.091	33.129	130.9	38.161	298.3	1:43.381	97	39.548	139.4	41.401	91.4	47.201	223.6	2:08.150
39	32.108	32.860	130.0	41.344	299.2	1:46.312	98	39.180	150.0	40.699	101.6	46.937	230.3	2:06.816
40	10:17.351	35.573	119.1	40.298	299.2	11:33.222	99	38.943	153.8	40.564	103.3	47.840	236.8	2:07.347
41	33.120	35.097	118.7	40.366	275.5	1:48.583	100	39.492	154.7	40.530	103.7	46.622	229.3	2:06.644
42	32.609	34.817	120.3	40.720	296.7	1:48.146	101	38.839	153.0	40.178	99.6	46.439	233.8	2:05.456
43	32.956	33.831	126.2	39.084	282.0	1:45.871	102	38.501	156.5	40.321	105.6	46.408	243.2	2:05.230
44	32.141	33.016	127.5	38.803	296.7	1:43.960	103	38.509	161.9	40.080	99.4	46.408	241.1	2:04.997
45	32.392	34.241	119.5	38.804	300.0	1:45.437	104	38.554	156.7	40.318	96.9	46.591	243.8	2:05.463
46	32.195	33.177	125.3	38.444	298.3	1:43.816	105	38.481	157.9	40.247	98.8	46.117	250.0	2:04.845
47	32.123	33.054	123.3	38.300	300.0	1:43.477	106	38.458	163.1	39.894	106.6	46.474	241.6	2:04.826
48	32.134	33.443	114.2	39.366	299.2	1:44.943	107	38.404	162.2	40.109	99.1	46.745	250.0	2:05.258
49	34.178	33.510	128.1	38.965	298.3	1:46.653	108	38.616	152.5	40.742	97.1	47.071	247.1	2:06.429
50	32.399	33.121	127.4	38.523	293.5	1:44.043	109	39.010	154.1	40.332	99.8	47.963	237.4	2:07.305
51	32.134	33.301	126.0	38.632	300.0	1:44.067	110	39.146	151.0	40.861	96.8	47.649	241.1	2:07.656
52	32.268	33.343	124.1	38.761	299.2	1:44.372	111	40.426	151.9	40.801	97.7	47.209	193.9	2:08.436
53	32.418	33.035	126.8	38.770	300.0	1:44.223	112	39.121	151.0	40.678	96.3	47.224	240.5	2:07.023
54	32.352	33.316	119.7	39.006	295.9	1:44.674	113	40.215	153.6	40.347	101.1	46.838	200.4	2:07.400
55	32.664	33.619	117.8	38.830	295.9	1:45.113	114	38.723	155.6	40.216	101.7	46.694	244.3	2:05.633
56	32.484	33.795	119.5	Pit In	292.7	1:57.951	115	38.791	161.7	39.916	104.8	46.293	237.9	2:05.000
57	Pit Out	35.984	106.8	41.403		16:09.733	116	38.556	155.2	39.835	102.9	46.092	239.5	2:04.483
58	34.634	34.692	110.5	40.509	242.7	1:49.835	117	38.750	153.2	41.822	97.6	Pit In	228.8	2:20.752
59	32.812	33.817	120.8	39.339	292.7	1:45.968	118							

44	AIKOA																			
lap	Sect-1	Speed	Sect-2	Speed	Sect-3	Speed	TopSpeed	laptime	pit	lap	Sect-1	Speed	Sect-2	Speed	Sect-3	Speed	Topspeed	laptime	pit	
1	41.509		41.441	91.0	Pit In		186.5	2:18.632		30	38.086		38.013	103.7	42.212		235.3	1:58.311		
2	Pit Out		42.129	84.6	47.116			4:36.783		31	35.890		<u>36.534</u>	110.9	41.907		244.3	1:54.331		
3	39.497		39.362	97.5	45.045		210.5	2:03.904		32	<u>35.515</u>		36.652	<u>112.0</u>	<u>41.604</u>		247.7	<u>1:53.771</u>		
4	39.752		39.304	96.0	44.137		240.0	2:03.193		33							247.7	13:46.552		
5	38.095		37.995	107.0	43.422		242.7	1:59.512		34	Pit Out	110.9	50.181	83.1	Pit In			2:09:47.255		
6	37.830		38.268	101.9	42.736		246.0	1:58.834		35	Pit Out	112.5	48.538	81.9	53.223			38:10.431		
7	36.770		37.355	102.1	42.789		243.2	1:56.914		36	46.142	123.3	48.816	85.0	52.809		185.2	2:27.767		
8	37.781		38.197	103.9	43.154		243.2	1:59.132		37	45.050	128.1	46.042	84.7	52.211		179.4	2:23.303		
9	39.518		43.034	84.0	Pit In		243.8	2:19.149		38	46.249	120.9	45.505	89.3	50.389		176.5	2:22.143		
10	Pit Out		43.359	88.7	46.576			47:33.305		39	43.663	121.3	44.139	87.6	49.892		195.3	2:17.694		
11	37.912		38.942	99.6	44.379		238.4	2:01.233		40	42.861	132.2	44.358	88.6	50.260		225.0	2:17.479		
12	37.158		39.835	100.5	42.692		244.3	1:59.685		41	43.338	132.5	44.435	90.7	50.272		221.8	2:18.045		
13	36.788		37.677	102.3	42.227		243.2	1:56.692		42	44.191	121.5	44.159	88.0	50.058		218.2	2:18.408		
14	36.384		37.524	106.6	42.566		244.3	1:56.474		43	43.391	132.5	43.793	88.3	50.071		221.8	2:17.255		
15	36.429		37.276	109.0	42.425		245.5	1:56.130		44	43.576	132.5	43.993	86.2	50.216		226.9	2:17.785		
16	36.253		37.417	111.6	42.911		246.0	1:56.581		45	43.684	128.3	44.311	85.8	Pit In		217.7	2:28.362		



## Black Falcon Test

Test Day

23 - 27 February 2025

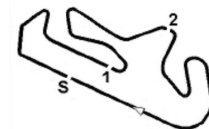
Laps and Sector Times - Black Falcon Test Day - 27-02-2

Autodromo Internacional Algarve - 4652mtr.

17	39.715	44.220	89.9	Pit In	246.6	2:20.290	46	Pit Out	121.6	47.841	84.4	50.928	45:40.495	
18	Pit Out	41.346	97.3	44.929		32:25.194	47	43.645	126.5	45.196	92.2	50.120	226.9	2:18.961
19	38.511	38.925	103.2	42.589	227.4	2:00.025	48	43.095	127.1	44.409	89.8	50.155	224.1	2:17.659
20	36.679	38.608	104.2	43.474	245.5	1:58.761	49	42.566	135.3	43.676	91.5	52.185	228.8	2:18.427
21	36.457	37.465	102.7	42.574	244.9	1:56.496	50	42.628	131.4	43.691	88.8	50.654	223.1	2:16.973
22	11:51.750	39.962	96.7	42.492		13:14.204	51	42.940	124.3	44.412	89.1	50.319	227.4	2:17.671
23	36.456	37.580	103.1	43.385	245.5	1:57.421	52	42.990	130.1	43.993	88.4	50.807	229.3	2:17.790
24	38.927	37.097	107.0	41.645	244.9	1:57.669	53	42.163	136.5	43.460	93.3	49.871	230.3	2:15.494
25	35.891	36.891	109.1	42.346	<u>248.3</u>	1:55.128	54	42.695	137.2	43.356	93.9	49.902	215.1	2:15.953
26	36.664	36.729	109.8	42.492	246.0	1:55.885	55	42.065	138.5	43.546	93.3	49.625	233.3	2:15.236
27	35.800	37.146	106.7	42.209	<u>248.3</u>	1:55.155	56	42.153	<u>138.6</u>	43.644	96.3	49.684	232.3	2:15.481
28	38.579	40.436	88.2	Pit In	246.6	2:12.354	57	45.501	119.3	50.807	85.6	Pit In	230.3	2:39.941
29	Pit Out	44.388	88.7	44.111		10:21.001	58							

45 Max Kruse Racing										Golf GTI Clubsport									
lap	Sect-1	Speed	Sect-2	Speed	Sect-3	Speed	TopSpeed	laptime	pit	lap	Sect-1	Speed	Sect-2	Speed	Sect-3	Speed	Topspeed	laptime	pit
1	Pit Out		40.693	100.9	44.649			2:06.845		5	<u>35.055</u>		<u>35.703</u>	119.3	41.086		245.5	<u>1:51.844</u>	
2	39.188		38.509	110.3	42.206		228.8	1:59.903		6	35.270	<u>171.7</u>	36.057	116.3	40.991		246.0	1:52.318	
3	35.749		35.992	113.8	41.239		243.8	1:52.980		7	35.235		35.711	<u>121.1</u>	<u>40.989</u>		246.6	1:51.935	
4	35.193		36.816	112.4	41.059		244.3	1:53.068		8	35.190		36.665	98.5	Pit In		<u>247.1</u>	2:00.063	

46 Max Kruse Racing										Audi RS3									
lap	Sect-1	Speed	Sect-2	Speed	Sect-3	Speed	TopSpeed	laptime	pit	lap	Sect-1	Speed	Sect-2	Speed	Sect-3	Speed	Topspeed	laptime	pit
1	Pit Out		42.139	98.3	47.323			2:12.376		43	35.705		37.143	116.5	42.839		<u>248.8</u>	1:55.687	
2	38.101		40.127	107.6	Pit In		235.3	2:12.533		44	36.149		36.486	113.3	41.641		244.9	1:54.276	
3	Pit Out		37.349	116.1	44.079			6:13.625		45	36.342		36.639	116.4	41.707		247.1	1:54.688	
4	36.424		36.451	119.5	41.904		243.8	1:54.779		46	36.136		36.908	118.8	41.749		246.6	1:54.793	
5	<u>35.206</u>		36.038	119.9	41.841		243.8	<u>1:53.085</u>		47	35.763		1:08.360	109.4	Pit In		247.1	2:40.894	
6	35.317		36.248	121.5	41.890		242.2	1:53.455		48	Pit Out	117.3	47.518	93.3	49.680			1:54:07.381	
7	35.320		<u>35.903</u>	124.7	42.125		243.8	1:53.348		49	42.262	145.6	41.371	102.4	45.165		188.2	2:08.798	
8	35.359		36.638	114.0	41.779		243.2	1:53.776		50	37.394	174.5	37.615	116.6	47.385		238.4	2:02.394	
9	35.540		36.241	116.1	41.730		244.9	1:53.511		51	46.447	121.1	43.515	97.4	Pit In		178.2	2:26.444	
10	35.643	173.9	36.460	116.0	Pit In		243.8	2:02.417		52	Pit Out	147.9	38.060	107.5	42.340			3:51.982	
11	Pit Out		44.303	108.1	Pit In			12:59.723		53	36.289	<u>183.1</u>	37.959	114.6	41.816		243.8	1:56.064	
12	Pit Out		37.239	122.7	42.366			3:35.157		54	36.513	177.3	36.535	117.9	42.112		246.6	1:55.160	
13	35.381		36.792	116.3	41.997		243.8	1:54.170		55	39.492	155.2	44.924	104.2	Pit In		231.8	2:24.925	
14	35.564		37.990	111.5	42.134		244.9	1:55.688		56	Pit Out	158.1	37.576	109.5	42.600			5:21.895	
15	8:28.719		38.014	116.0	42.328		244.9	9:49.061		57	36.112	172.0	37.949	100.7	42.659		242.7	1:56.720	
16	35.451		36.555	123.1	42.752		246.6	1:54.758		58	35.976	172.2	36.919	110.8	41.660		246.0	1:54.555	
17	36.251		36.650	117.3	42.056		247.1	1:54.957		59	36.115	179.4	36.348	121.1	42.097		245.5	1:54.560	
18	36.368		36.353	118.6	42.248		243.8	1:54.969		60	36.126	181.5	36.342	113.7	41.653		244.3	1:54.121	
19	35.580		36.685	113.0	41.993		247.1	1:54.258		61	39.541	145.2	38.442	115.8	Pit In		229.8	2:10.753	
20	35.552		36.533	121.3	42.103		247.1	1:54.188		62	Pit Out	127.2	45.182	103.5	49.272			25:33.232	
21	35.676		36.451	120.7	42.385		247.7	1:54.512		63	41.123	145.6	42.695	100.7	48.143		229.3	2:11.961	
22	35.493		36.871	115.9	42.436		247.7	1:54.800		64	40.612	153.6	41.515	105.1	48.519		234.8	2:10.646	
23	36.560		36.665	117.8	42.314		247.7	1:55.539		65	41.058	158.1	41.732	98.3	48.432		233.8	2:11.222	
24	35.583		36.787	114.3	42.116		247.7	1:54.486		66	40.639	149.0	42.265	103.4	48.255		234.3	2:11.159	
25	35.898		37.179	112.6	Pit In		246.6	2:06.178		67	40.251	167.7	42.010	103.3	48.612		234.8	2:10.873	
26	Pit Out		39.100	105.4	43.189			7:37.362		68	40.300	154.9	41.798	102.7	47.841		234.8	2:09.939	
27	36.689		37.267	108.5	42.211		243.8	1:56.167		69	40.580	147.9	42.228	102.5	Pit In		234.3	2:18.547	



## Black Falcon Test

Test Day

23 - 27 February 2025

Laps and Sector Times - Black Falcon Test Day - 27-02-2

Autodromo Internacional Algarve - 4652mtr.

28	36.336	37.043	120.9	42.815	246.6	1:56.194	70	Pit Out	110.1	49.888	87.3	Pit In	5:11.215
29	36.278	37.004	111.0	42.369	244.3	1:55.651	71	Pit Out	122.3	47.277	90.8	52.609	6:02.681
30	36.509	36.823	115.5	42.350	245.5	1:55.682	72	45.252	137.4	46.599	94.7	50.943	182.1 2:22.794
31	36.724	37.357	111.1	42.051	246.6	1:56.132	73	43.359	129.5	45.228	99.5	50.154	183.7 2:18.741
32	36.524	36.811	117.1	42.568	247.1	1:55.903	74	42.256	140.6	43.669	95.1	49.747	210.5 2:15.672
33	36.687	37.065	117.9	42.210	246.0	1:55.962	75	42.540	142.1	44.883	99.4	49.804	209.3 2:17.227
34	14:51.905	43.165	109.6	42.811		16:17.881	76	42.005	139.9	44.022	94.9	49.015	218.2 2:15.042
35	36.639	37.527	118.0	42.526	246.0	1:56.692	77	41.742	137.4	43.943	90.2	49.050	226.9 2:14.735
36	36.411	37.246	104.4	42.185	244.9	1:55.842	78	41.996	153.6	44.137	96.3	48.845	225.5 2:14.978
37	36.171	36.331	<u>127.1</u>	41.717	246.6	1:54.219	79	42.464	135.7	48.982	71.6	50.450	224.5 2:21.896
38	36.121	37.273	112.6	<u>41.595</u>	246.6	1:54.989	80	42.326	144.0	44.453	99.9	Pit In	226.4 2:28.513
39	36.044	36.477	120.3	42.215	245.5	1:54.736	81	Pit Out	133.5	46.588	93.5	52.697	15:30.677
40	12:12.638	37.476	113.1	41.647	245.5	13:31.761	82	43.695	141.2	45.223	99.4	1:28.114	206.5 2:57.032
41	35.701	36.657	117.5	42.886	246.0	1:55.244	83	1:10.333	113.9	51.055	93.6	Pit In	166.4 3:01.765
42	36.091	36.421	121.1	41.670	246.6	1:54.182	84						

49 Paddock Motorsport									McLaren GT3								
lap	Sect-1	Speed	Sect-2	Speed	Sect-3	Speed	TopSpeed	laptime pit	lap	Sect-1	Speed	Sect-2	Speed	Sect-3	Speed	Topspeed	laptime pit
1	Pit Out		35.744	111.9	41.385			1:56.933	47	32.749		34.619	126.6	38.517		268.0	1:45.885
2	34.014		33.884	114.4	39.146		260.9	1:47.044	48	32.627		33.293	125.7	Pit In		268.7	1:54.814
3	33.345		33.658	128.4	39.103		260.9	1:46.106	49	Pit Out	190.5	34.343	128.1	38.834		1:41:16.663	
4	33.453		34.399	127.5	39.108		264.7	1:46.960	50	32.837	203.0	33.575	126.6	38.355		264.7	1:44.767
5	33.723		34.317	123.0	39.958		263.4	1:47.998	51	32.377	203.0	33.238	133.7	38.153		266.0	1:43.768
6	33.126		33.994	125.9	Pit In		264.1	1:56.335	52	32.828	202.6	33.116	123.0	38.005		267.3	1:43.949
7	Pit Out		34.013	112.5	39.155			16:29.740	53	32.617	180.9	34.336	128.1	38.186		266.7	1:45.139
8	33.023		33.129	135.0	38.081		262.8	1:44.233	54	32.273	206.1	32.940	<u>139.0</u>	37.891		266.0	1:43.104
9	32.622		33.159	128.1	38.035		266.7	1:43.816	55	33.678	189.8	34.683	128.6	Pit In		268.7	1:56.911
10	33.477		33.267	132.7	41.785		267.3	1:48.529	56	Pit Out	164.4	34.225	110.7	39.400		8:19.223	
11	32.896		35.736	117.0	39.959		268.0	1:48.591	57	32.007	200.4	33.005	120.9	38.977		264.7	1:43.989
12	32.728		33.381	123.6	39.024		266.7	1:45.133	58	32.068	203.0	32.622	124.3	<u>37.668</u>		264.7	<u>1:42.358</u>
13	32.664		33.069	138.3	38.319		266.7	1:44.052	59	31.927	182.4	32.880	125.1	37.850		266.7	1:42.657
14	32.565		33.512	131.7	Pit In		268.7	1:55.809	60	<u>31.883</u>	209.3	<u>32.418</u>	123.9	39.465		268.7	1:43.766
15	Pit Out		36.481	124.0	Pit In			13:28.050	61	33.229	175.9	33.165	123.3	39.473		268.7	1:45.867
16	Pit Out		34.503	115.6	39.345			27:29.992	62	34.333	177.3	33.897	137.1	53.537		268.7	2:01.767
17	32.885		33.893	120.5	38.565		261.5	1:45.343	63	31.984	<u>210.1</u>	35.169	111.3	Pit In		267.3	1:55.508
18	33.100		33.650	130.9	38.859		265.4	1:45.609	64	Pit Out	135.8	42.716	106.3	48.463		45:49.440	
19	32.736		33.503	120.0	40.383		266.0	1:46.622	65	40.590	159.8	41.705	105.1	53.553		246.6	2:15.848
20	32.854		33.713	110.7	40.142		264.7	1:46.709	66	40.055	164.9	41.247	98.8	Pit In		246.6	2:18.556
21	32.864		33.388	128.3	38.796		264.1	1:45.048	67	Pit Out	152.5	40.039	99.4	45.909			6:46.288
22	33.024		33.572	118.7	40.143		265.4	1:46.739	68	39.171	162.9	39.860	101.7	46.419		248.3	2:05.450
23	32.928		33.562	125.6	38.664		266.0	1:45.154	69	38.788	161.9	38.949	99.4	45.439		244.9	2:03.176
24	10:13.811		36.062	123.4	Pit In		266.7	11:40.066	70	39.452	155.6	40.047	97.7	46.886		246.0	2:06.385
25	Pit Out		34.347	128.6	39.711			4:18.324	71	38.646	165.6	39.149	109.8	45.506		245.5	2:03.301
26	33.478		33.847	123.1	39.376		262.1	1:46.701	72	39.778	168.8	39.667	97.0	Pit In		246.0	2:14.769
27	33.579		33.585	135.5	38.872		264.1	1:46.036	73	Pit Out	163.1	38.855	103.0	46.102		4:39.233	
28	32.735		33.523	114.6	38.490		264.1	1:44.748	74	38.707	162.9	39.476	110.2	46.447		246.6	2:04.630
29	32.751		33.941	131.9	38.673		267.3	1:45.365	75	39.496	150.4	42.498	109.2	Pit In		241.6	2:23.572
30	32.417		33.539	123.9	38.705		267.3	1:44.661	76	Pit Out	146.5	42.651	100.3	48.305		48:57.069	
31	32.538		34.245	129.8	39.866		266.0	1:46.649	77	39.362	169.8	40.936	105.5	46.523		236.3	2:06.821
32	10:23.087		34.434	125.1	39.313		266.7	11:36.834	78	39.308	166.7	40.773	102.9	46.712		241.6	2:06.793





## Black Falcon Test

Test Day

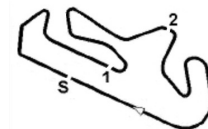
23 - 27 February 2025

Laps and Sector Times - Black Falcon Test Day - 27-02-2

Autodromo Internacional Algarve - 4652mtr.

33	33.418	33.999	120.0	38.863	263.4	1:46.280	79	39.254	174.5	40.988	114.4	47.048	242.7	2:07.290
34	32.461	33.264	127.2	38.315	266.0	1:44.040	80	39.632	166.4	40.221	94.3	46.397	246.6	2:06.250
35	32.374	33.732	134.8	38.506	267.3	1:44.612	81	38.704	178.2	39.821	99.9	46.354	247.1	2:04.879
36	32.757	33.032	131.2	38.194	268.0	1:43.983	82	38.737	174.2	39.949	101.3	45.711	246.6	2:04.397
37	32.446	33.987	136.4	38.787	267.3	1:45.220	83	38.696	180.0	39.830	105.8	45.502	248.8	2:04.028
38	32.503	33.253	132.2	38.490	267.3	1:44.246	84	47.989	109.9	58.968	72.2	Pit In	227.8	3:08.740
39	33.809	33.741	126.2	38.663	269.3	1:46.213	85	Pit Out	163.6	40.850	106.8	47.353		15:00.868
40	33.141	35.873	131.2	39.470	267.3	1:48.484	86	39.719	188.2	43.632	101.3	47.434	241.1	2:10.785
41	32.871	33.641	135.5	38.663	266.0	1:45.175	87	39.698	162.7	40.321	85.0	47.032	241.1	2:07.051
42	32.738	33.260	125.4	38.332	264.7	1:44.330	88	38.647	168.2	39.353	112.0	46.792	246.6	2:04.792
43	32.460	33.256	119.2	38.114	267.3	1:43.830	89	39.078	175.9	41.871	100.9	48.085	249.4	2:09.034
44	32.622	33.103	135.3	38.426	269.3	1:44.151	90	38.472	182.4	39.086	112.1	45.778	245.5	2:03.336
45	32.418	33.108	121.2	38.543	268.0	1:44.069	91	38.414	179.7	39.118	106.1	45.737	248.3	2:03.269
46	33.844	33.374	123.4	38.568	<u>270.0</u>	1:45.786	92	38.273	170.3	38.697	108.4	45.379	250.6	2:02.349

50 Paddock Motorsport										McLaren									
lap	Sect-1	Speed	Sect-2	Speed	Sect-3	Speed	TopSpeed	laptime	pit	lap	Sect-1	Speed	Sect-2	Speed	Sect-3	Speed	Topspeed	laptime	pit
1	Pit Out		51.828	73.1	56.154			2:42.693		59	34.740	179.7	35.913	106.2	42.144		264.7	1:52.797	
2	46.528		42.207	87.4	48.340		159.8	2:17.075		60	34.960	178.8	35.962	106.0	41.307		262.8	1:52.229	
3	36.808		37.751	99.7	43.228		257.8	1:57.787		61	39.022	151.0	37.896	107.8	43.159		244.9	2:00.077	
4	35.548		36.691	101.7	42.530		260.9	1:54.769		62	34.766	189.8	35.378	107.7	43.268		265.4	1:53.412	
5	35.195		36.267	102.4	42.090		263.4	1:53.552		63	35.445	185.2	35.631	111.2	42.102		264.1	1:53.178	
6	48.522		40.512	98.7	44.693		227.8	2:13.727		64	34.718	<u>201.1</u>	35.679	111.6	45.505		264.7	1:55.902	
7	35.467	189.8	35.960	105.5	43.645		261.5	1:55.072		65	36.950	173.1	36.020	106.2	Pit In		226.4	2:05.660	
8	43.523	139.5	47.435	73.2	Pit In		207.3	2:34.327		66	Pit Out	140.6	41.063	91.9	41.884			12:28.048	
9	Pit Out		55.675	78.5	49.467			8:22.891		67	8:55.752	124.0	46.741	91.8	Pit In		268.0	10:45.107	
10	42.768		39.235	100.2	44.115		175.9	2:06.118		68	Pit Out	137.1	41.892	92.9	47.753			17:59.111	
11	34.907		35.672	105.5	41.305		262.8	1:51.884		69	38.886	143.6	41.144	101.5	47.070		252.3	2:07.100	
12	42.143		43.104	90.5	Pit In		246.0	2:20.092		70	38.828	153.4	40.184	99.2	46.075		255.9	2:05.087	
13	Pit Out		42.289	85.2	44.701			15:02.761		71	38.741	152.3	39.680	102.6	46.050		256.5	2:04.471	
14	36.553		35.649	107.7	41.019		225.5	1:53.221		72	38.741	154.7	39.478	97.9	45.570		250.0	2:03.789	
15	33.088		33.825	116.1	<u>38.886</u>		268.7	<u>1:45.799</u>		73	39.206	146.1	39.803	100.1	Pit In		234.8	2:12.068	
16	<u>32.943</u>		36.337	94.2	39.800		271.4	1:49.080		74	Pit Out	118.3	40.796	98.7	46.390			4:32.973	
17	33.147		33.747	120.3	41.856		274.1	1:48.750		75	39.237	157.7	40.550	93.9	47.371		251.2	2:07.158	
18	33.384		35.311	101.7	40.543		270.0	1:49.238		76	39.435	149.0	39.641	98.1	47.207		248.3	2:06.283	
19	34.609		34.425	115.6	40.832		266.7	1:49.866		77	39.852	140.4	40.740	96.5	47.818		247.7	2:08.410	
20	33.390		<u>33.585</u>	121.6	41.667		268.7	1:48.642		78	40.517	145.2	40.186	97.5	Pit In		204.9	2:15.772	
21	37.305		41.660	101.4	Pit In		266.0	2:11.055		79	Pit Out	120.8	42.729	93.3	48.999			11:52.853	
22	Pit Out		33.993	123.1	40.564			10:04.328		80	40.229	142.5	40.759	93.0	47.941		211.4	2:08.929	
23	33.546		34.792	113.3	40.921		274.8	1:49.259		81	39.573	155.2	40.103	96.1	47.718		238.4	2:07.394	
24	33.454		34.185	128.1	40.151		<u>276.9</u>	1:47.790		82	39.455	159.5	40.204	100.1	47.542		248.3	2:07.201	
25	33.594		34.096	116.4	40.290		274.1	1:47.980		83	42.231	152.5	40.712	94.7	48.327		247.1	2:11.270	
26	33.870		34.316	112.9	39.962		274.8	1:48.148		84	41.302	125.4	43.664	91.8	49.109		230.8	2:14.075	
27	33.844		34.834	111.8	40.056		275.5	1:48.734		85	41.121	142.3	42.019	93.8	49.953		229.3	2:13.093	
28	33.630		34.794	115.1	40.127		<u>276.9</u>	1:48.551		86	41.271	144.0	43.024	93.8	49.726		234.3	2:14.021	
29	34.660		34.532	116.9	39.912		276.2	1:49.104		87	41.041	144.0	42.431	91.0	49.139		233.8	2:12.611	
30	13:46.571		43.598	73.5	48.867		276.2	15:19.036		88	41.069	144.6	42.602	86.6	Pit In		229.3	2:22.095	
31	36.089		37.482	111.2	42.406		261.5	1:55.977		89	Pit Out	124.0	47.368	83.9	54.292			9:01.369	
32	35.528		36.811	108.3	42.469		260.2	1:54.808		90	42.784	131.2	42.416	98.2	52.023		220.9	2:17.223	
33	37.301		36.517	103.3	42.265		260.9	1:56.083		91	41.239	146.7	42.162	98.4	50.349		240.0	2:13.750	



## Black Falcon Test

Test Day

23 - 27 February 2025

Laps and Sector Times - Black Falcon Test Day - 27-02-2

Autodromo Internacional Algarve - 4652mtr.

34	35.522	36.546	112.7	47.063	264.7	1:59.131	92	42.026	137.1	42.053	99.3	52.003	233.3	2:16.082		
35	35.361	37.981	100.4	43.000	266.0	1:56.342	93	41.147	142.7	42.223	97.0	50.307	238.4	2:13.677		
36	35.077	35.772	105.7	42.576	264.7	1:53.425	94	41.206	142.7	41.629	97.6	49.746	241.6	2:12.581		
37	12:55.977	44.857	89.3	48.187	264.7	14:29.021	95	40.642	149.2	41.273	102.3	48.846	243.2	2:10.761		
38	39.072	38.144	96.8	44.308	168.2	2:01.524	96	42.952	152.1	40.931	105.1	48.228	248.8	2:12.111		
39	34.818	35.301	110.4	41.170	264.7	1:51.289	97	39.662	148.8	40.040	107.9	47.895	250.6	2:07.597		
40	34.484	34.981	113.2	40.911	267.3	1:50.376	98	40.368	161.4	40.645	101.4	Pit In	247.1	2:18.739		
41	34.399	35.114	111.7	40.810	265.4	1:50.323	99	Pit Out	139.9	42.441	92.2	49.429		11:22.485		
42	39.956	37.967	103.3	46.786	247.1	2:04.709	100	39.323	155.2	40.041	98.8	47.423	250.6	2:06.787		
43	34.558	38.936	102.0	42.043	265.4	1:55.537	101	39.887	141.4	41.397	93.4	48.047	240.5	2:09.331		
44	34.152	34.969	110.7	45.743	268.0	1:54.864	102	39.724	147.1	40.326	95.7	47.415	238.9	2:07.465		
45	43.294	37.195	108.4	Pit In	178.2	2:11.816	103	39.779	147.7	40.291	95.4	47.168	240.5	2:07.238		
46	Pit Out	37.737	109.4	41.144		10:34.437	104	39.610	157.7	40.085	93.3	46.622	247.1	2:06.317		
47	33.917	34.079	129.8	39.413	268.7	1:47.409	105	39.104	160.2	39.888	93.9	46.266	252.9	2:05.258		
48	12:28.558	34.620	121.8	39.801	272.7	13:42.979	106	39.723	152.8	39.791	95.2	Pit In	219.1	2:13.625		
49	33.400	33.611	<u>131.5</u>	39.377	270.0	1:46.388	107	Pit Out	146.9	40.103	97.2	47.353		8:08.881		
50	33.308	34.036	110.4	40.238	271.4	1:47.582	108	38.833	155.8	39.546	99.1	46.837	255.9	2:05.216		
51	33.454	33.720	129.8	39.676	271.4	1:46.850	109	39.173	162.7	39.502	94.2	47.383	246.0	2:06.058		
52	33.504	42.418	89.6	42.447	272.7	1:58.369	110	39.464	146.9	39.779	98.3	47.940	254.1	2:07.183		
53	34.222	35.500	119.2	Pit In	275.5	1:59.429	111	39.031	152.3	40.096	96.0	Pit In	253.5	2:14.349		
54	Pit Out	175.9	34.485	121.5	39.682		8:04.645	112	Pit Out	139.5	41.337	97.0	48.878		6:31.339	
55	33.291	184.9	33.898	120.5	Pit In	270.0	1:55.656	113	39.779	147.7	39.676	101.7	46.965	248.3	2:06.420	
56	Pit Out	141.4	47.070	82.1	49.769		1:09:24.399	114	39.312	151.7	39.662	104.1	46.568	246.6	2:05.542	
57	43.084	128.7	39.152	90.2	44.287		188.2	2:06.523	115	39.143	159.3	39.143	103.3	46.401	251.7	2:04.687
58	34.840	181.2	36.719	101.2	41.967		262.1	1:53.526	116	38.670	153.8	39.268	104.9	45.955	254.7	2:03.893

421 Venture Engineering Neville Jones																			
lap	Sect-1	Speed	Sect-2	Speed	Sect-3	Speed	TopSpeed	laptime	pit	lap	Sect-1	Speed	Sect-2	Speed	Sect-3	Speed	TopSpeed	laptime	pit
1	Pit Out		47.390	90.2	45.605			2:18.804		39	35.518		36.093	117.4	41.979		244.9	1:53.590	
2	37.446		37.378	102.2	42.562		240.0	1:57.386		40	35.546		36.723	119.3	Pit In		245.5	2:02.005	
3	35.562		36.298	111.8	41.358		242.7	1:53.218		41	Pit Out		38.254	111.8	43.547			16:37.549	
4	35.301		36.029	114.3	41.171		243.2	1:52.501		42	36.743		37.183	111.8	43.258		242.7	1:57.184	
5	34.947		35.809	114.9	40.985		243.2	1:51.741		43	36.634		37.974	112.0	44.769		243.8	1:59.377	
6	35.439		36.008	113.6	41.268		242.2	1:52.715		44	37.097		39.119	105.7	43.653		241.6	1:59.869	
7	35.188		35.999	114.6	41.058		242.7	1:52.245		45	36.674		37.690	116.5	44.260		243.2	1:58.624	
8	35.001		36.200	113.6	41.125		243.8	1:52.326		46	37.952		38.634	106.1	Pit In		243.8	2:09.526	
9	34.971		35.634	115.4	41.463		243.8	1:52.068		47	Pit Out		37.604	105.1	42.512			4:42.844	
10	34.945		35.816	112.9	Pit In		242.7	2:01.782		48	35.597		36.313	108.0	41.950		243.2	1:53.860	
11	Pit Out		35.889	113.7	41.073			5:12.158		49	35.333		35.972	110.8	41.339		244.3	1:52.644	
12	34.912		35.641	114.6	Pit In		244.9	1:59.598		50	35.370		35.677	114.6	41.185		246.6	1:52.232	
13	Pit Out		40.973	99.4	45.891			4:50.125		51	35.030		35.494	118.2	41.343		<u>247.1</u>	1:51.867	
14	37.867		38.088	100.6	42.504		241.6	1:58.459		52	37.127		38.394	103.9	Pit In		<u>247.1</u>	2:05.641	
15	36.598		37.159	105.8	42.024		243.8	1:55.781		53	Pit Out		35.967	103.7	41.808			4:29.974	
16	36.873	167.7	37.813	107.1	42.530		242.7	1:57.216		54	34.961		35.459	<u>122.4</u>	<u>40.831</u>		245.5	<u>1:51.251</u>	
17	35.974	169.5	37.882	105.4	43.555		244.3	1:57.411		55	<u>13:58.146</u>		<u>35.907</u>	118.6	41.162		<u>247.1</u>	15:15.215	
18	35.920		36.758	107.0	42.143		244.3	1:54.821		56	35.363		35.851	115.9	41.172		245.5	1:52.386	
19	35.838		36.474	103.7	42.353		243.8	1:54.665		57	35.005		36.153	114.5	Pit In		244.9	2:01.025	
20	35.868		36.124	111.5	42.088		246.0	1:54.080		58	Pit Out	129.5	40.435	115.9	45.794			1:28:58.851	
21	35.570		37.208	113.2	41.939		243.8	1:54.717		59	37.785	168.0	38.218	112.6	43.799		235.8	1:59.802	
22	35.539		36.484	108.1	41.578		243.8	1:53.601		60	36.970	168.0	37.954	111.9	44.442		240.5	1:59.366	



## Black Falcon Test

Test Day

23 - 27 February 2025

Laps and Sector Times - Black Falcon Test Day - 27-02-2

Autodromo Internacional Algarve - 4652mtr.

23	35.709	36.498	113.9	Pit In	243.8	2:02.325	61	37.590	163.6	38.229	109.3	44.405	240.5	2:00.224
24	Pit Out	37.607	110.9	43.945		14:10.907	62	38.189	177.3	39.749	107.1	43.968	239.5	2:01.906
25	37.403	37.568	111.2	43.665	241.6	1:58.636	63	36.584	177.9	37.763	111.3	43.958	241.6	1:58.305
26	37.596	37.773	108.0	43.523	241.1	1:58.892	64	37.784	169.3	37.681	108.8	43.794	231.8	1:59.259
27	39.189	37.986	102.8	43.617	232.8	2:00.792	65	37.051	172.0	38.070	108.2	43.883	241.1	1:59.004
28	37.449	37.219	107.1	43.937	242.7	1:58.605	66	36.772	179.7	37.825	108.3	44.153	241.1	1:58.750
29	36.692	38.826	108.7	44.016	241.6	1:59.534	67	36.259	190.1	37.411	112.5	43.881	241.6	1:57.551
30	36.403	37.304	101.5	43.468	242.7	1:57.175	68	36.808	169.8	38.328	107.8	43.472	239.5	1:58.608
31	36.485	37.270	106.0	43.316	242.2	1:57.071	69	37.057	180.0	37.816	110.7	43.827	242.2	1:58.700
32	36.778	38.007	104.8	43.693	242.7	1:58.478	70	36.670	189.1	37.999	115.9	44.162	241.1	1:58.831
33	36.507	37.501	106.4	43.938	242.2	1:57.946	71	51:49.307	133.0	42.129	94.2	48.555	241.6	53:19.991
34	37.204	38.450	102.3	Pit In	242.2	2:13.111	72	42.122	132.4	43.586	96.3	47.792	221.3	2:13.500
35	Pit Out	38.619	100.7	43.482		33:32.204	73	40.969	143.2	42.054	94.1	47.822	228.8	2:10.845
36	35.723	36.859	111.8	41.821	242.7	1:54.403	74	40.967	144.6	41.479	98.0	48.172	228.3	2:10.618
37	35.519	36.213	115.1	41.723	245.5	1:53.455	75	42.269	140.3	43.020	86.9	Pit In	210.5	2:26.768
38	35.860	36.639	111.2	41.969	245.5	1:54.468	76							