

Black Falcon Test

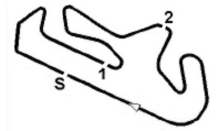
Test Day

23 - 27 February 2025

Laptimes - Black Falcon Test Day - 26-02-2025

Autodromo Internacional Algarve - 4652mtr.

| Nbr | Name | Laps | lap | Lap ..1 | Lap ..2 | Lap ..3 | Lap ..4 | Lap ..5 | Lap ..6 | Lap ..7 | Lap ..8 | Lap ..9 | Lap ..0 |
|-----------|--------------------|----------|-----------|------------------|-----------|-------------|----------|-----------|-------------|-------------|-------------|-----------|-------------|
| 43 | HWA AG | 116 | 1 - 10 | 2:19.822 | 2:03.236 | 1:56.296 | 2:04.562 | 6:51.030 | 1:48.483 | 1:49.515 | 1:49.312 | 11:10.268 | 1:45.345 |
| | | | 11 - 20 | 1:44.500 | 1:49.567 | 1:44.517 | 1:44.961 | 1:47.703 | 1:45.170 | 1:44.934 | 1:45.233 | 1:44.982 | 1:45.650 |
| | | | 21 - 30 | 1:54.534 | 30:27.228 | 18:49.692 | 2:00.407 | 1:54.408 | 2:03.758 | 4:12.511 | 1:44.723 | 1:44.048 | 1:47.904 |
| | | | 31 - 40 | 1:43.942 | 1:44.937 | 1:44.668 | 1:44.388 | 1:44.622 | 1:44.435 | 1:45.333 | 1:44.650 | 1:44.021 | 1:44.205 |
| | | | 41 - 50 | 1:44.591 | 1:44.356 | 1:46.019 | 1:54.154 | 23:19.673 | 2:03.745 | 1:52.538 | 1:57.929 | 3:15.960 | 1:47.210 |
| | | | 51 - 60 | 1:46.649 | 1:46.546 | 1:43.720 | 1:44.309 | 1:43.619 | 1:43.527 | 1:46.478 | 1:44.005 | 1:43.852 | 1:44.244 |
| | | | 61 - 70 | 1:45.468 | 1:45.497 | 1:43.846 | 1:46.597 | 1:45.512 | 1:43.875 | 1:54.601 | 1:05:55.186 | 1:59.640 | 1:57.629 |
| | | | 71 - 80 | 2:00.205 | 3:02.371 | 1:46.144 | 1:44.375 | 1:43.763 | 1:43.212 | 1:42.971 | 1:45.837 | 1:43.742 | 1:43.352 |
| | | | 81 - 90 | 1:44.627 | 1:43.748 | 1:45.004 | 1:43.562 | 1:45.198 | 1:46.399 | 1:46.860 | 1:45.661 | 1:46.182 | 1:54.215 |
| | | | 91 - 100 | 18:28.359 | 2:00.746 | 1:51.001 | 1:58.799 | 3:17.134 | 1:44.615 | 1:43.622 | 1:43.581 | 1:45.556 | 1:45.030 |
| | | | 101 - 110 | 1:45.725 | 1:45.183 | 1:47.042 | 1:44.746 | 1:45.001 | 1:47.821 | 1:45.077 | 1:47.259 | 1:46.509 | 1:46.484 |
| | | | 111 - 120 | 1:45.788 | 1:46.374 | 1:46.744 | 1:56.525 | 16:24.214 | 15:48.245 | | | | |
| 41 | Greystone GT | 114 | 1 - 10 | 1:47.852 | 28:17.160 | 1:46.938 | 1:41.613 | 1:41.322 | 1:42.249 | 1:41.518 | 1:48.448 | 8:07.691 | 1:43.142 |
| | | | 11 - 20 | 1:42.769 | 1:42.838 | 1:42.401 | 1:41.254 | 1:47.983 | 6:20.148 | 1:41.630 | 1:41.498 | 20:21.934 | 1:43.741 |
| | | | 21 - 30 | 1:44.576 | 1:43.764 | 1:42.641 | 1:43.416 | 1:50.233 | 6:33.290 | 1:43.140 | 1:41.594 | 1:43.228 | 1:42.003 |
| | | | 31 - 40 | 1:44.281 | 1:43.892 | 1:41.360 | 1:55.671 | 47:57.221 | 1:44.590 | 1:43.039 | 1:42.861 | 1:42.015 | 1:42.061 |
| | | | 41 - 50 | 1:52.934 | 5:57.683 | 1:43.971 | 1:42.379 | 1:42.625 | 1:49.789 | 3:23.911 | 1:43.809 | 1:44.058 | 1:42.417 |
| | | | 51 - 60 | 1:41.509 | 1:52.453 | 1:13:20.200 | 1:42.952 | 1:42.658 | 1:42.698 | 1:48.835 | 6:00.812 | 1:42.672 | 1:44.435 |
| | | | 61 - 70 | 1:42.539 | 1:42.445 | 1:49.760 | 6:00.895 | 1:43.112 | 1:43.040 | 1:42.910 | 1:43.063 | 1:52.076 | 4:08.655 |
| | | | 71 - 80 | 1:43.776 | 1:44.883 | 1:42.789 | 1:42.716 | 1:55.009 | 4:00.493 | 1:44.959 | 1:43.039 | 1:42.982 | 1:51.705 |
| | | | 81 - 90 | 3:12.367 | 1:42.780 | 1:44.029 | 1:43.486 | 1:48.689 | 1:07:11.671 | 1:42.673 | 1:47.664 | 1:42.439 | 1:42.160 |
| | | | 91 - 100 | 1:44.307 | 1:41.954 | 1:45.176 | 1:50.817 | 3:22.434 | 1:42.436 | 1:42.026 | 1:44.105 | 1:42.017 | 1:42.511 |
| | | | 101 - 110 | 1:49.554 | 3:31.106 | 1:43.301 | 1:41.928 | 1:49.750 | 4:49.298 | 1:42.982 | 1:42.380 | 1:42.066 | 1:47.192 |
| | | | 111 - 120 | 3:30.646 | 1:42.186 | 1:42.053 | 1:52.332 | | | | | | |
| 49 | Paddock Motorsport | 103 | 1 - 10 | 1:55.545 | 1:45.003 | 1:45.529 | 1:44.005 | 1:48.093 | 1:43.042 | 1:55.976 | 42:01.902 | 1:43.843 | 1:45.074 |
| | | | 11 - 20 | 1:42.922 | 1:42.820 | 1:42.885 | 1:55.728 | 19:00.987 | 1:48.387 | 1:49.181 | 1:45.808 | 1:46.903 | 1:47.768 |
| | | | 21 - 30 | 1:49.210 | 1:45.635 | 1:47.747 | 1:47.518 | 1:45.046 | 1:59.254 | 1:00:00.904 | 1:49.284 | 1:46.312 | 1:45.183 |
| | | | 31 - 40 | 1:46.980 | 1:56.798 | 4:00.194 | 1:47.174 | 1:47.042 | 1:44.516 | 1:43.895 | 1:44.631 | 2:01.087 | 5:32.428 |
| | | | 41 - 50 | 1:44.057 | 1:44.442 | 1:42.684 | 1:42.394 | 1:51.102 | 1:47.375 | 1:54.694 | 1:26:12.433 | 1:43.375 | 1:42.562 |
| | | | 51 - 60 | 1:42.646 | 1:43.678 | 1:44.095 | 1:54.548 | 6:15.021 | 1:50.205 | 1:42.798 | 1:46.242 | 1:42.652 | 1:57.139 |
| | | | 61 - 70 | 4:43.763 | 1:44.979 | 1:42.560 | 1:59.029 | 5:45.346 | 1:49.241 | 1:47.301 | 1:49.110 | 1:46.437 | 1:49.276 |
| | | | 71 - 80 | 1:46.517 | 1:57.164 | 4:37.885 | 1:47.074 | 1:46.248 | 1:59.293 | 47:11.325 | 1:44.810 | 1:43.829 | 1:45.197 |
| | | | 81 - 90 | 1:44.849 | 1:44.681 | 1:43.994 | 1:46.246 | 1:59.861 | 5:31.312 | 1:42.866 | 1:48.442 | 1:44.258 | 1:43.534 |
| | | | 91 - 100 | 1:42.162 | 1:53.231 | 24:52.768 | 1:45.821 | 1:45.742 | 1:49.657 | 1:45.294 | 1:45.232 | 1:45.498 | 1:44.560 |
| | | | 101 - 110 | 1:45.488 | 1:45.753 | 1:46.486 | | | | | | | |
| | | | 46 | Max Kruse Racing | 102 | 1 - 10 | 2:28.782 | 2:08.743 | 2:05.667 | 2:00.564 | 1:57.679 | 2:09.275 | 33:20.736 |
| 11 - 20 | 1:54.933 | 1:54.425 | | | | 2:03.893 | 7:13.783 | 15:16.498 | 1:58.984 | 1:56.021 | 1:55.475 | 1:57.149 | 1:59.676 |
| 21 - 30 | 1:57.309 | 2:08.143 | | | | 6:51.530 | 1:56.176 | 1:56.802 | 1:55.973 | 1:55.457 | 1:54.384 | 2:50.728 | 47:09.180 |
| 31 - 40 | 2:00.204 | 1:53.571 | | | | 1:53.568 | 1:53.403 | 1:53.304 | 2:06.429 | 3:50.158 | 1:54.136 | 1:53.482 | 2:00.693 |
| 41 - 50 | 1:53.975 | 1:53.881 | | | | 2:14.571 | 6:00.687 | 1:56.700 | 1:56.769 | 1:55.587 | 1:55.242 | 2:13.633 | 1:27:12.627 |
| 51 - 60 | 1:55.483 | 1:56.424 | | | | 1:56.314 | 2:02.226 | 1:55.433 | 1:56.130 | 2:08.724 | 4:47.588 | 1:57.187 | 1:56.010 |
| 61 - 70 | 1:53.444 | 1:53.070 | | | | 1:52.607 | 1:53.100 | 2:14.995 | 5:17.596 | 1:55.616 | 1:56.816 | 1:55.077 | 1:57.065 |
| 71 - 80 | 1:53.863 | 1:55.375 | | | | 1:54.136 | 1:54.786 | 1:54.868 | 1:54.603 | 1:55.380 | 1:55.693 | 2:05.553 | 11:37.435 |
| 81 - 90 | 1:54.944 | 1:54.812 | | | | 1:54.444 | 1:54.481 | 1:56.128 | 1:55.664 | 1:56.735 | 1:55.543 | 2:16.465 | 33:49.400 |
| 91 - 100 | 1:58.367 | 1:58.542 | | | | 1:57.101 | 1:59.202 | 1:58.544 | 1:58.411 | 1:59.062 | 1:58.635 | 1:59.119 | 1:58.127 |
| 101 - 110 | 1:59.597 | 2:08.065 | | | | | | | | | | | |



Black Falcon Test

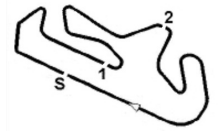
Test Day

23 - 27 February 2025

Laptimes - Black Falcon Test Day - 26-02-2025

Autodromo Internacional Algarve - 4652mtr.

| Nbr | Name | Laps | lap | Lap ..1 | Lap ..2 | Lap ..3 | Lap ..4 | Lap ..5 | Lap ..6 | Lap ..7 | Lap ..8 | Lap ..9 | Lap ..0 |
|----------|--------------------------|----------|-----------|--------------------|----------|-------------|-----------|-----------|-----------|-----------|-------------|-----------|-------------|
| 45 | Max Kruse Racing | 101 | 1 - 10 | 2:16.205 | 2:00.054 | 12:06.998 | 1:55.926 | 1:53.812 | 1:53.058 | 2:01.151 | 14:43.088 | 2:04.755 | 2:00.327 |
| | | | 11 - 20 | 1:59.192 | 1:59.726 | 1:59.495 | 2:07.309 | 2:23.120 | 18:49.550 | 1:57.371 | 1:57.572 | 1:59.193 | 1:56.817 |
| | | | 21 - 30 | 1:57.421 | 1:56.192 | 1:58.018 | 1:57.137 | 1:56.267 | 1:56.255 | 2:21.281 | 55:19.608 | 2:14.042 | 1:58.855 |
| | | | 31 - 40 | 1:56.787 | 1:56.846 | 1:57.481 | 1:56.970 | 2:23.102 | 9:03.984 | 1:57.434 | 2:00.889 | 1:57.479 | 2:02.658 |
| | | | 41 - 50 | 1:59.613 | 2:01.983 | 2:16.620 | 1:52.710 | 1:55.490 | 2:01.672 | 4:38.455 | 1:53.035 | 1:52.867 | 1:52.623 |
| | | | 51 - 60 | 1:52.640 | 1:52.960 | 1:53.628 | 1:54.095 | 1:53.765 | 1:53.380 | 1:54.463 | 1:53.915 | 1:53.573 | 1:53.053 |
| | | | 61 - 70 | 1:53.600 | 1:53.072 | 1:53.317 | 1:54.101 | 1:55.181 | 1:53.842 | 1:54.295 | 2:03.751 | 4:59.893 | 1:50.190 |
| | | | 71 - 80 | 1:50.886 | 1:50.818 | 1:51.063 | 1:51.361 | 1:51.665 | 1:51.646 | 1:51.790 | 1:52.497 | 1:53.012 | 1:52.826 |
| | | | 81 - 90 | 1:52.547 | 1:58.870 | 35:56.493 | 1:55.422 | 1:54.808 | 1:53.995 | 1:54.068 | 1:53.996 | 1:55.221 | 1:55.213 |
| | | | 91 - 100 | 1:54.161 | 2:12.772 | 3:10.937 | 1:55.319 | 1:55.019 | 1:59.984 | 1:54.557 | 1:55.283 | 1:56.380 | 1:58.066 |
| | | | 101 - 110 | 2:17.891 | | | | | | | | | |
| 20 | GetSpeed | 101 | 1 - 10 | 1:54.471 | 1:49.065 | 1:43.907 | 1:46.806 | 1:47.076 | 1:53.409 | 9:04.788 | 13:13.654 | 1:43.570 | 1:43.679 |
| | | | 11 - 20 | 1:47.552 | 1:43.521 | 1:42.831 | 1:43.029 | 1:53.130 | 5:29.703 | 1:43.995 | 1:43.069 | 1:43.148 | 1:53.922 |
| | | | 21 - 30 | 7:13.161 | 1:41.811 | 1:43.778 | 1:41.429 | 13:40.357 | 1:42.818 | 1:41.454 | 1:43.425 | 1:56.638 | 27:20.754 |
| | | | 31 - 40 | 1:42.946 | 1:42.824 | 1:45.899 | 1:43.289 | 1:42.830 | 1:42.732 | 1:49.990 | 3:23.642 | 3:20.581 | 1:04:44.066 |
| | | | 41 - 50 | 1:45.963 | 1:45.922 | 1:54.070 | 1:26.120 | 1:44.035 | 1:46.657 | 1:42.858 | 1:42.187 | 1:42.225 | 1:45.737 |
| | | | 51 - 60 | 1:43.335 | 1:44.129 | 1:51.520 | 45:03.458 | 1:42.289 | 1:42.014 | 1:42.869 | 1:42.260 | 1:41.908 | 1:42.720 |
| | | | 61 - 70 | 1:49.473 | 6:46.707 | 1:46.749 | 1:44.448 | 1:43.861 | 1:44.827 | 1:43.849 | 1:44.253 | 1:43.950 | 1:45.280 |
| | | | 71 - 80 | 1:43.917 | 1:44.947 | 19:46.073 | 1:43.515 | 1:43.818 | 1:43.109 | 1:42.328 | 1:43.343 | 1:43.275 | 1:42.530 |
| | | | 81 - 90 | 1:43.663 | 1:42.432 | 1:42.654 | 1:42.641 | 1:42.332 | 1:42.900 | 1:44.569 | 1:43.403 | 1:42.473 | 1:55.944 |
| | | | 91 - 100 | 3:20.002 | 5:36.382 | 1:44.171 | 1:43.511 | 1:43.177 | 1:46.217 | 1:44.271 | 1:43.613 | 1:43.395 | 1:42.501 |
| | | | 101 - 110 | 1:51.670 | | | | | | | | | |
| 19 | GetSpeed | 96 | 1 - 10 | 1:51.024 | 1:45.585 | 1:43.799 | 1:43.973 | 1:43.518 | 1:42.951 | 1:53.179 | 18:31.721 | 1:51.575 | 1:48.579 |
| | | | 11 - 20 | 1:48.631 | 1:49.402 | 1:46.871 | 1:47.321 | 2:04.020 | 25:21.399 | 13:51.567 | 1:51.944 | 1:50.209 | 1:47.045 |
| | | | 21 - 30 | 1:47.965 | 1:49.295 | 1:52.231 | 1:45.834 | 1:48.880 | 1:48.403 | 1:58.326 | 1:01:56.077 | 1:41.897 | 1:44.442 |
| | | | 31 - 40 | 1:45.670 | 1:41.794 | 1:47.501 | 1:48.317 | 8:11.135 | 1:50.919 | 1:47.224 | 1:47.511 | 1:45.682 | 1:48.084 |
| | | | 41 - 50 | 1:45.577 | 2:12.099 | 1:30:49.843 | 1:51.955 | 1:49.719 | 1:46.037 | 1:45.477 | 2:02.143 | 5:46.463 | 1:44.186 |
| | | | 51 - 60 | 1:42.316 | 1:47.550 | 6:20.910 | 1:41.391 | 1:45.344 | 1:41.770 | 1:47.386 | 9:17.518 | 1:51.570 | 1:48.300 |
| | | | 61 - 70 | 1:45.664 | 1:48.262 | 1:47.374 | 1:51.287 | 1:46.104 | 1:46.360 | 1:48.636 | 1:46.780 | 1:56.551 | 58:43.379 |
| | | | 71 - 80 | 1:46.489 | 1:50.767 | 1:49.739 | 1:48.332 | 1:46.220 | 1:45.016 | 2:08.038 | 5:04.267 | 1:47.988 | 1:48.030 |
| | | | 81 - 90 | 1:50.452 | 1:46.979 | 1:51.753 | 1:48.066 | 1:53.550 | 18:42.674 | 1:45.629 | 1:44.384 | 1:44.652 | 1:45.150 |
| | | | 91 - 100 | 1:53.629 | 5:07.639 | 1:46.446 | 1:44.623 | 1:45.194 | 1:53.553 | | | | |
| | | | 50 | Paddock Motorsport | 95 | 1 - 10 | 2:28.986 | 2:06.150 | 1:57.220 | 1:57.602 | 1:57.851 | 1:58.168 | 1:57.214 |
| 11 - 20 | 1:51.323 | 1:49.902 | | | | 1:48.603 | 1:51.152 | 2:05.958 | 11:33.612 | 1:49.858 | 1:48.815 | 1:49.210 | 1:48.809 |
| 21 - 30 | 1:48.471 | 1:49.015 | | | | 2:01.724 | 32:20.513 | 1:54.777 | 1:50.065 | 1:51.567 | 1:50.651 | 2:02.191 | 6:41.404 |
| 31 - 40 | 1:50.511 | 1:47.109 | | | | 1:47.071 | 1:47.130 | 1:48.090 | 1:48.152 | 2:07.545 | 1:47.342 | 2:07.708 | 1:13:19.840 |
| 41 - 50 | 1:52.930 | 1:48.965 | | | | 1:49.344 | 1:47.871 | 1:49.885 | 1:53.115 | 2:00.524 | 7:40.269 | 1:49.356 | 1:52.030 |
| 51 - 60 | 1:48.115 | 1:52.694 | | | | 1:48.491 | 1:57.778 | 2:03.791 | 20:10.643 | 2:05.566 | 2:03.124 | 1:58.578 | 2:00.671 |
| 61 - 70 | 1:58.482 | 1:56.965 | | | | 1:56.413 | 1:57.021 | 1:56.206 | 2:23.489 | 49:49.215 | 1:56.810 | 1:48.463 | 1:47.146 |
| 71 - 80 | 1:50.941 | 1:52.963 | | | | 1:52.153 | 1:48.336 | 1:49.675 | 2:02.121 | 8:26.842 | 2:00.069 | 1:56.754 | 1:56.892 |
| 81 - 90 | 2:03.434 | 1:56.828 | | | | 1:59.665 | 2:02.576 | 1:58.721 | 1:56.889 | 1:55.854 | 2:16.297 | 13:35.384 | 1:48.180 |
| 91 - 100 | 1:48.910 | 1:49.591 | | | | 1:48.117 | 1:47.097 | 1:47.331 | | | | | |
| 10 | Holthoff Car Performance | 93 | | | | 1 - 10 | 1:52.495 | 1:44.779 | 1:43.424 | 1:40.569 | 1:52.475 | 12:10.135 | 1:41.157 |
| | | | 11 - 20 | 5:37.315 | 1:39.167 | 1:40.314 | 1:43.847 | 2:01.715 | 44:57.493 | 1:43.711 | 1:39.666 | 1:43.006 | 1:39.975 |
| | | | 21 - 30 | 1:51.518 | 4:54.764 | 1:40.434 | 1:39.646 | 1:40.043 | 1:56.971 | 28:32.303 | 1:40.849 | 1:38.870 | 1:38.185 |
| | | | 31 - 40 | 17:39.213 | 1:41.871 | 1:40.518 | 1:42.351 | 1:40.563 | 1:41.761 | 1:42.628 | 1:41.506 | 1:40.872 | 1:41.762 |



Black Falcon Test

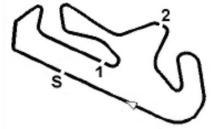
Test Day

23 - 27 February 2025

Laptimes - Black Falcon Test Day - 26-02-2025

Autodromo Internacional Algarve - 4652mtr.

| Nbr | Name | Laps | lap | Lap ..1 | Lap ..2 | Lap ..3 | Lap ..4 | Lap ..5 | Lap ..6 | Lap ..7 | Lap ..8 | Lap ..9 | Lap ..0 |
|-----|-----------------------------------|------|----------|-----------------|-----------------|-----------|-----------------|-----------------|-----------|-----------------|-----------------|-----------------|-----------|
| | | | 41 - 50 | 1:41.400 | 1:47.433 | 4:17.848 | 1:40.454 | 1:42.675 | 1:41.098 | 1:40.343 | 1:41.131 | 1:41.123 | 1:41.006 |
| | | | 51 - 60 | 1:40.789 | 1:40.469 | 1:59.891 | 1:37.491 05 | 1:42.218 | 1:39.826 | 1:41.826 | 1:39.276 | 1:51.976 | 14:42.860 |
| | | | 61 - 70 | 1:41.729 | 1:39.850 | 1:40.347 | 1:41.599 | 1:39.719 | 1:39.961 | 1:41.629 | 1:41.701 | 1:41.777 | 1:41.415 |
| | | | 71 - 80 | 1:41.912 | 1:40.527 | 1:39.888 | 1:41.262 | 1:49.448 | 3:59.342 | 1:41.806 | 1:41.081 | 1:41.285 | 1:41.243 |
| | | | 81 - 90 | 1:40.549 | 1:40.868 | 1:59.074 | 39:06.497 | 1:56.190 | 1:53.180 | 1:51.736 | 1:50.173 | 1:55.152 | 1:50.463 |
| | | | 91 - 100 | 1:49.112 | 1:49.507 | 2:16.019 | | | | | | | |
| 421 | Venture Engineering Neville Jones | 88 | 1 - 10 | 1:55.675 | 1:54.280 | 2:04.722 | 5:03.909 | 1:51.753 | 2:03.343 | 12:50.355 | 1:53.011 | 2:02.140 | 6:30.122 |
| | | | 11 - 20 | 2:01.966 | 24:17.328 | 2:04.067 | 14:06.800 | 2:01.845 | 2:01.048 | 1:59.799 | 2:01.246 | 1:59.689 | 2:03.628 |
| | | | 21 - 30 | 1:59.996 | 2:00.179 | 2:00.163 | 2:11.270 | 5:27.230 | 2:02.597 | 1:59.510 | 1:59.384 | 1:57.930 | 1:56.605 |
| | | | 31 - 40 | 2:10.922 | 1:10:55.6 24 | 1:52.404 | 2:02.436 | 8:55.483 | 2:07.345 | 1:15:40.6 78 | 1:54.284 | 1:54.948 | 1:55.066 |
| | | | 41 - 50 | 1:54.340 | 1:54.047 | 2:09.302 | 4:34.937 | 2:00.163 | 2:02.023 | 2:00.968 | 2:02.124 | 2:01.286 | 2:00.241 |
| | | | 51 - 60 | 2:04.858 | 2:00.991 | 2:13.769 | 27:52.136 | 1:57.678 | 1:56.395 | 1:56.295 | 1:57.201 | 1:57.880 | 1:58.334 |
| | | | 61 - 70 | 2:12.963 | 47:27.729 | 1:57.041 | 1:56.845 | 1:55.853 | 1:56.215 | 1:54.965 | 1:57.985 | 1:56.957 | 1:56.886 |
| | | | 71 - 80 | 1:56.189 | 1:56.160 | 1:55.723 | 1:55.549 | 1:55.326 | 2:16.612 | 16:04.224 | 1:52.609 | 1:52.799 | 1:52.526 |
| | | | 81 - 90 | 1:52.559 | 1:52.681 | 1:52.827 | 1:52.450 | 1:52.570 | 1:52.504 | 1:52.208 | 1:59.373 | | |
| 42 | Greystone GT | 83 | 1 - 10 | 1:47.201 | 1:44.810 | 1:43.395 | 1:49.709 | 1:42.731 | 1:55.986 | 6:23.985 | 12:54.239 | 1:43.579 | 1:42.536 |
| | | | 11 - 20 | 1:42.444 | 1:53.790 | 4:56.777 | 1:42.649 | 1:52.830 | 43:18.243 | 1:51.767 | 1:49.142 | 1:47.610 | 1:51.100 |
| | | | 21 - 30 | 1:48.902 | 1:48.813 | 1:47.700 | 1:55.403 | 18:31.764 | 1:46.366 | 1:45.174 | 1:45.143 | 1:44.785 | 1:57.419 |
| | | | 31 - 40 | 5:30.864 | 1:42.965 | 1:42.386 | 1:42.556 | 1:42.331 | 1:42.158 | 1:42.274 | 1:50.100 | 35:57.779 | 1:47.961 |
| | | | 41 - 50 | 1:48.374 | 1:51.772 | 1:47.405 | 1:47.031 | 1:45.868 | 1:45.454 | 2:02.687 | 1:50:35.3 58 | 1:48.884 | 1:47.366 |
| | | | 51 - 60 | 1:46.504 | 1:55.641 | 5:30.495 | 1:45.379 | 1:48.841 | 2:19.528 | 3:28.465 | 1:45.904 | 1:48.494 | 1:46.464 |
| | | | 61 - 70 | 1:55.833 | 16:38.802 | 1:43.656 | 1:46.919 | 1:42.927 | 1:54.002 | 15:37.634 | 1:49.660 | 1:47.355 | 1:47.464 |
| | | | 71 - 80 | 1:57.781 | 5:17.398 | 14:55.118 | 1:57.773 | 1:48.744 | 1:47.061 | 1:46.198 | 1:45.159 | 1:57.516 | 5:59.271 |
| | | | 81 - 90 | 1:51.941 | 1:42.981 | 1:50.234 | | | | | | | |
| 8 | Holthoff Car Performance | 71 | 1 - 10 | 2:44.720 | 2:20.862 | 2:10.999 | 3:30.776 | 2:02.608 | 14:45.415 | 1:59.335 | 1:59.052 | 2:07.982 | 6:00.657 |
| | | | 11 - 20 | 1:58.946 | 1:56.935 | 1:57.402 | 1:58.738 | 2:14.381 | 37:19.105 | 2:01.523 | 2:06.471 | 14:01.320 | 1:58.158 |
| | | | 21 - 30 | 1:55.006 | 1:57.960 | 1:57.112 | 1:55.427 | 2:19.924 | 23:29.300 | 1:57.195 | 1:56.732 | 20:22.111 | 1:57.331 |
| | | | 31 - 40 | 1:55.599 | 2:17.854 | 18:52.663 | 2:01.414 | 1:57.929 | 1:56.083 | 2:04.350 | 2:27.048 | 1:36:04.2 77 | 2:15.937 |
| | | | 41 - 50 | 2:07.349 | 1:59.447 | 2:02.335 | 1:58.013 | 2:18.750 | 6:36.737 | 1:58.774 | 1:57.085 | 2:11.823 | 4:29.041 |
| | | | 51 - 60 | 1:55.941 | 2:02.698 | 1:55.245 | 2:17.989 | 14:45.027 | 2:01.438 | 2:06.034 | 2:04.502 | 2:06.197 | 11:23.785 |
| | | | 61 - 70 | 2:01.396 | 4:19.460 | 33:04.279 | 2:02.836 | 1:59.862 | 2:00.983 | 2:06.394 | 5:44.476 | 1:58.507 | 1:58.481 |
| | | | 71 - 80 | 2:08.326 | | | | | | | | | |
| 22 | Trackfocused Racing | 59 | 1 - 10 | 1:42.964 | 1:43.686 | 1:42.960 | 1:42.779 | 1:42.756 | 1:52.114 | 43:08.404 | 1:49.208 | 1:50.708 | 1:48.681 |
| | | | 11 - 20 | 1:47.972 | 1:50.128 | 1:49.097 | 1:47.231 | 1:36:26.1 57 | 1:51.159 | 1:52.812 | 1:49.290 | 1:51.471 | 1:49.908 |
| | | | 21 - 30 | 1:48.671 | 1:48.496 | 1:46.972 | 1:47.558 | 1:47.159 | 1:46.637 | 1:47.575 | 1:46.874 | 1:46.258 | 1:56.939 |
| | | | 31 - 40 | 2:16:23.1 89 | 1:55.152 | 1:48.383 | 1:53.716 | 1:48.008 | 1:51.078 | 1:58.778 | 3:44.263 | 1:46.623 | 1:45.253 |
| | | | 41 - 50 | 1:46.312 | 1:45.171 | 1:46.669 | 1:45.826 | 1:45.902 | 1:48.846 | 1:49.567 | 1:35:17.0 03 | 1:48.804 | 1:47.575 |
| | | | 51 - 60 | 1:46.640 | 1:51.211 | 3:42.565 | 1:45.300 | 1:45.226 | 1:44.743 | 1:49.413 | 1:45.226 | 1:57.073 | |
| 44 | AIKOA | 47 | 1 - 10 | 12:07.974 | 2:23.035 | 6:40.182 | 1:54.597 | 2:55.375 | 8:13.458 | 1:53.896 | 1:53.417 | 1:53.540 | 1:53.627 |
| | | | 11 - 20 | 2:06.309 | 46:59.016 | 2:19.085 | 2:08.051 | 2:20.915 | 3:56.075 | 1:55.153 | 1:52.308 | 2:08.787 | 21:56.580 |
| | | | 21 - 30 | 13:33.919 | 42:59.217 | 2:13.502 | 1:34:36.0 48 | 2:10.344 | 6:10.373 | 1:53.943 | 1:53.446 | 1:53.389 | 2:02.363 |
| | | | 31 - 40 | 44:59.610 | 1:56.455 | 1:54.452 | 2:12.096 | 18:46.227 | 2:02.683 | 1:52.968 | 1:53.289 | 17:40.732 | 2:18.892 |
| | | | 41 - 50 | 9:59.191 | 2:17.809 | 12:24.725 | 15:20.060 | 2:23.143 | 16:56.789 | 2:16.901 | | | |
| 14 | Blackthorn | 30 | 1 - 10 | 2:21.224 | 13:30.309 | 1:59.593 | 1:59.350 | 2:02.226 | 2:07.975 | 11:56.870 | 2:09.432 | 2:11.821 | 2:05.147 |
| | | | 11 - 20 | 2:08.818 | 2:07.653 | 2:09.507 | 2:05.585 | 2:06.087 | 2:06.588 | 2:05.077 | 2:04.880 | 2:18.772 | 4:24.258 |
| | | | 21 - 30 | 2:04.704 | 2:04.359 | 2:06.182 | 2:02.867 | 2:02.701 | 2:18.350 | 4:32.146 | 2:05.370 | 2:05.219 | 2:08.213 |



Black Falcon Test

Test Day

23 - 27 February 2025

Laptimes - Black Falcon Test Day - 26-02-2025

Autodromo Internacional Algarve - 4652mtr.

| Nbr | Name | Laps | lap | Lap ..1 | Lap ..2 | Lap ..3 | Lap ..4 | Lap ..5 | Lap ..6 | Lap ..7 | Lap ..8 | Lap ..9 | Lap ..0 |
|-----|-------|------|---------|----------|----------|----------|----------|-----------|-----------|-----------|----------|----------|-----------|
| 12 | Braid | 22 | 1 - 10 | 2:15.806 | 1:51.578 | 1:47.055 | 1:56.060 | 36:39.946 | 1:43.648 | 1:54.507 | 1:45.424 | 2:00.762 | 52:14.533 |
| | | | 11 - 20 | 1:44.264 | 1:45.642 | 1:42.985 | 1:42.342 | 2:13.104 | 36:24.750 | 36:45.057 | 1:45.647 | 1:43.376 | 1:45.329 |
| | | | 21 - 30 | 1:43.700 | 2:09.653 | | | | | | | | |