

VRM Finaleraces

NK 82-90

26 - 27 October 2024

Laps and Sector Times - Race 3

Assen - 4555mtr.

1 Niek Bouman										BMW E30 325i Group A									
lap	Sect-1	Speed	Sect-2	Speed	Sect-3	Speed	TopSpeed	laptime	pit	lap	Sect-1	Speed	Sect-2	Speed	Sect-3	Speed	Topspeed	laptime	pit
1	54.132		55.519		30.371			2:20.022		7	49.901		52.550		30.651			2:13.102	
2	52.582		53.787		30.493			2:16.862		8	50.385		53.348		29.388			2:13.121	
3	50.241		53.904		31.187			2:15.332		9	<u>48.458</u>		52.346		29.453			<u>2:10.257</u>	
4	49.626		54.013		30.089			2:13.728		10	49.056		52.316		<u>29.322</u>			2:10.694	
5	50.546		53.599		30.709			2:14.854		11	48.841		52.227		29.571			2:10.639	
6	50.412		53.735		29.535			2:13.682		12	48.792		<u>52.161</u>		29.792			2:10.745	


2 Shirley Van Der Lof Buurman										BMW E30 325i Groep A									
lap	Sect-1	Speed	Sect-2	Speed	Sect-3	Speed	TopSpeed	laptime	pit	lap	Sect-1	Speed	Sect-2	Speed	Sect-3	Speed	Topspeed	laptime	pit
1	52.321		51.798		29.578			2:13.697		7	48.853		51.271		29.199			2:09.323	
2	48.711		51.725		29.743			2:10.179		8	48.558		51.048		29.252			2:08.858	
3	51.865		52.880		29.188			2:13.933		9	48.566		51.614		29.529			2:09.709	
4	<u>48.117</u>		51.374		29.315			2:08.806		10	48.424		<u>51.021</u>		<u>29.174</u>			<u>2:08.619</u>	
5	49.128		53.813		30.503			2:13.444		11	48.759		52.107		29.340			2:10.206	
6	49.175		51.788		29.499			2:10.462		12	48.550		51.637		29.349			2:09.536	

4 Alexander Van Der Lof										BMW E30 325i Groep A									
lap	Sect-1	Speed	Sect-2	Speed	Sect-3	Speed	TopSpeed	laptime	pit	lap	Sect-1	Speed	Sect-2	Speed	Sect-3	Speed	Topspeed	laptime	pit
1	52.594		51.732		29.426			2:13.752		7	48.011		51.598		28.609			2:08.218	
2	48.181		51.834		29.456			2:09.471		8	47.674		51.260		28.601			2:07.535	
3	50.797		52.697		29.234			2:12.728		9	<u>47.550</u>		50.970		<u>28.484</u>			<u>2:07.004</u>	
4	47.851		50.913		28.936			2:07.700		10	47.694		<u>50.850</u>		30.540			2:09.084	
5	49.119		54.120		29.905			2:13.144		11	48.272		51.319		28.889			2:08.480	
6	48.246		51.979		29.115			2:09.340		12	47.725		51.743		29.057			2:08.525	

5 Pieter Bikker										BMW E30 2.5 groep A									
lap	Sect-1	Speed	Sect-2	Speed	Sect-3	Speed	TopSpeed	laptime	pit	lap	Sect-1	Speed	Sect-2	Speed	Sect-3	Speed	Topspeed	laptime	pit
1	51.301		50.014		28.200			2:09.515		7	46.063		49.722		28.043			<u>2:03.828</u>	
2	47.431		<u>49.319</u>		28.091			2:04.841		8	46.412		50.539		28.444			2:05.395	
3	46.374		49.488		28.394			2:04.256		9	47.179		51.942		28.235			2:07.356	
4	<u>45.911</u>		49.861		28.225			2:03.997		10	45.955		50.368		28.451			2:04.774	
5	46.686		51.689		<u>27.951</u>			2:06.326		11	46.366		50.410		28.560			2:05.336	
6	46.162		50.137		28.282			2:04.581		12	47.061		50.573		28.170			2:05.804	

9 Jordi Quinten										Mazda MX5 NA									
lap	Sect-1	Speed	Sect-2	Speed	Sect-3	Speed	TopSpeed	laptime	pit	lap	Sect-1	Speed	Sect-2	Speed	Sect-3	Speed	Topspeed	laptime	pit
1	54.080		53.558		30.164			2:17.802		7	48.426		51.804		29.550			2:09.780	
2	49.389		53.080		29.200			2:11.669		8	<u>48.340</u>		51.323		29.621			2:09.284	
3	49.015		51.271		29.589			2:09.875		9	48.526		51.377		29.206			2:09.109	
4	48.453		<u>50.718</u>		29.144			<u>2:08.315</u>		10	48.999		50.891		<u>29.002</u>			2:08.892	
5	48.623		52.384		30.126			2:11.133		11	48.577		51.549		29.501			2:09.627	
6	49.182		51.888		29.796			2:10.866		12	48.665		51.394		29.007			2:09.066	

10 Eijsten-Eijsten										Mazda MX5									
lap	Sect-1	Speed	Sect-2	Speed	Sect-3	Speed	TopSpeed	laptime	pit	lap	Sect-1	Speed	Sect-2	Speed	Sect-3	Speed	Topspeed	laptime	pit
1	53.422		52.583		29.883			2:15.888		7	<u>48.416</u>		<u>51.501</u>		29.544			<u>2:09.461</u>	
2	48.977		52.287		29.880			2:11.144		8	49.323		52.257		29.864			2:11.444	
3	48.991		52.435		29.807			2:11.233		9	48.946		52.068		29.588			2:10.602	
4	48.457		51.678		<u>29.431</u>			2:09.566		10	49.081		52.106		29.808			2:10.995	
5	48.585		53.160		29.634			2:11.379		11	49.830		52.440		30.034			2:12.304	



VRM Finaleraces

NK 82-90

26 - 27 October 2024

Laps and Sector Times - Race 3

Assen - 4555mtr.

6	49.333	52.524	29.813	2:11.670	12	48.750	52.234	29.797	2:10.781
---	--------	--------	--------	----------	----	--------	--------	--------	----------

17 Hans Knipscheer										BMW E30 325i Groep A									
lap	Sect-1	Speed	Sect-2	Speed	Sect-3	Speed	TopSpeed	laptime	pit	lap	Sect-1	Speed	Sect-2	Speed	Sect-3	Speed	Topspeed	laptime	pit
1	53.880		54.442		31.529			2:19.851		7	50.074		54.786		30.229			2:15.089	
2	51.176		54.583		30.689			2:16.448		8	50.369		53.504		31.118			2:14.991	
3	52.028		53.511		31.305			2:16.844		9	50.007		53.893		30.340			2:14.240	
4	50.405		55.115		31.210			2:16.730		10	<u>49.332</u>		53.825		<u>30.176</u>			<u>2:13.333</u>	
5	52.112		55.497		31.930			2:19.539		11	50.211		<u>53.329</u>		30.519			2:14.059	
6	51.699		54.140		30.855			2:16.694		12	49.889		53.448		30.675			2:14.012	


18 Maarten Boon										BMW E30 325i Groep A									
lap	Sect-1	Speed	Sect-2	Speed	Sect-3	Speed	TopSpeed	laptime	pit	lap	Sect-1	Speed	Sect-2	Speed	Sect-3	Speed	Topspeed	laptime	pit
1	52.523		51.835		29.907			2:14.265		7	<u>47.372</u>		50.911		28.968			<u>2:07.251</u>	
2	49.466		51.561		29.249			2:10.276		8	47.711		50.995		<u>28.951</u>			2:07.657	
3	50.528		52.905		29.219			2:12.652		9	47.481		50.883		29.183			2:07.547	
4	47.801		51.002		28.990			2:07.793		10	48.268		<u>50.717</u>		29.136			2:08.121	
5	47.915		52.679		29.275			2:09.869		11	47.614		50.749		29.238			2:07.601	
6	47.588		51.457		29.116			2:08.161		12	47.870		50.834		30.083			2:08.787	

29 Rob De Laat										Opel Ascona B 1900									
lap	Sect-1	Speed	Sect-2	Speed	Sect-3	Speed	TopSpeed	laptime	pit	lap	Sect-1	Speed	Sect-2	Speed	Sect-3	Speed	Topspeed	laptime	pit

33 Marcel Stroetenga										BMW E30 325i Groep N									
lap	Sect-1	Speed	Sect-2	Speed	Sect-3	Speed	TopSpeed	laptime	pit	lap	Sect-1	Speed	Sect-2	Speed	Sect-3	Speed	Topspeed	laptime	pit
1	56.371		56.385		30.935			2:23.691		7	49.513		53.893		30.348			2:13.754	
2	52.232		53.404		31.326			2:16.962		8	49.501		54.272		30.700			2:14.473	
3	50.484		<u>52.918</u>		31.248			2:14.650		9	49.463		53.147		30.885			2:13.495	
4	50.388		53.559		32.064			2:16.011		10	<u>49.215</u>		53.215		30.826			<u>2:13.256</u>	
5	49.974		54.286		30.563			2:14.823		11	50.112		53.797		30.250			2:14.159	
6	49.964		54.322		31.159			2:15.445		12	49.957		53.703		<u>30.099</u>			2:13.759	

42 David Koh										Mazda MX5									
lap	Sect-1	Speed	Sect-2	Speed	Sect-3	Speed	TopSpeed	laptime	pit	lap	Sect-1	Speed	Sect-2	Speed	Sect-3	Speed	Topspeed	laptime	pit
1	55.989		55.253		30.712			2:21.954		7	48.800		52.786		31.507			2:13.093	
2	52.605		53.815		30.295			2:16.715		8	49.963		52.957		29.753			2:12.673	
3	50.138		54.197		31.602			2:15.937		9	48.495		52.041		29.603			2:10.139	
4	49.778		54.081		30.123			2:13.982		10	48.961		52.226		29.595			2:10.782	
5	50.471		54.211		30.346			2:15.028		11	48.548		52.238		30.600			2:11.386	
6	50.113		54.586		<u>29.578</u>			2:14.277		12	<u>48.407</u>		<u>51.865</u>		29.637			<u>2:09.909</u>	

44 Yannick Rehorst										Mazda MX-5									
lap	Sect-1	Speed	Sect-2	Speed	Sect-3	Speed	TopSpeed	laptime	pit	lap	Sect-1	Speed	Sect-2	Speed	Sect-3	Speed	Topspeed	laptime	pit
1	51.962		50.467		29.114			2:11.543		7	47.811		51.843		29.284			2:08.938	
2	47.585		50.406		29.043			2:07.034		8	48.244		50.345		<u>28.629</u>			2:07.218	
3	47.392		<u>50.131</u>		28.882			<u>2:06.405</u>		9	47.380		50.379		28.899			2:06.658	
4	<u>47.267</u>		50.198		29.151			2:06.616		10	47.452		50.600		28.874			2:06.926	
5	47.720		51.842		28.832			2:08.394		11	47.578		51.635		28.975			2:08.188	
6	48.272		52.273		28.852			2:09.397		12	47.312		50.395		34.525			2:12.232	



VRM Finaleraces

NK 82-90

26 - 27 October 2024

Laps and Sector Times - Race 3

Assen - 4555mtr.

45 Sven-Olaf Homann									Mazda MX5											
lap	Sect-1	Speed	Sect-2	Speed	Sect-3	Speed	TopSpeed	laptime	pit	lap	Sect-1	Speed	Sect-2	Speed	Sect-3	Speed	Topspeed	laptime	pit	
1	52.891		52.395		29.578			2:14.864		7	47.863		51.745		29.215				2:08.823	
2	49.199		51.293		29.371			2:09.863		8	<u>47.860</u>		<u>51.009</u>		29.161				<u>2:08.030</u>	
3	50.588		53.099		29.563			2:13.250		9	48.164		51.563		29.435				2:09.162	
4	48.048		51.592		29.228			2:08.868		10	48.818		51.621		29.365				2:09.804	
5	48.748		53.235		30.030			2:12.013		11	48.223		51.319		29.427				2:08.969	
6	48.404		51.367		<u>29.032</u>			2:08.803		12	48.074		51.414		29.166				2:08.654	


47 Bas Goossens									BMW E30 325i Groep A											
lap	Sect-1	Speed	Sect-2	Speed	Sect-3	Speed	TopSpeed	laptime	pit	lap	Sect-1	Speed	Sect-2	Speed	Sect-3	Speed	Topspeed	laptime	pit	
1	55.624		56.335		31.021			2:22.980		7	50.525		54.078		30.601				2:15.204	
2	52.970		54.800		30.668			2:18.438		8	<u>50.175</u>		<u>53.498</u>		31.287				<u>2:14.960</u>	
3	50.882		53.940		<u>30.379</u>			2:15.201		9	50.354		54.767		31.751				2:16.872	
4	51.027		54.581		30.623			2:16.231		10	50.497		54.110		33.695				2:18.302	
5	50.705		53.876		30.967			2:15.548		11	53.170		59.441		34.733				2:27.344	
6	51.545		54.408		30.521			2:16.474		12										

50 Johan Baan									Mercedes 190											
lap	Sect-1	Speed	Sect-2	Speed	Sect-3	Speed	TopSpeed	laptime	pit	lap	Sect-1	Speed	Sect-2	Speed	Sect-3	Speed	Topspeed	laptime	pit	
1	54.519		54.168		30.643			2:19.330		7	49.532		53.706		30.532				2:13.770	
2	49.977		53.585		30.642			2:14.204		8	49.645		52.758		30.383				2:12.786	
3	49.931		52.963		30.330			2:13.224		9	50.136		53.200		30.581				2:13.917	
4	49.249		52.274		30.882			2:12.405		10	49.635		<u>52.255</u>		30.353				2:12.243	
5	50.290		53.196		30.263			2:13.749		11	49.936		52.519		30.433				2:12.888	
6	<u>48.768</u>		53.216		<u>30.180</u>			<u>2:12.164</u>		12	49.341		53.123		31.729				2:14.193	

52 Wim Blom									Mazda MX5											
lap	Sect-1	Speed	Sect-2	Speed	Sect-3	Speed	TopSpeed	laptime	pit	lap	Sect-1	Speed	Sect-2	Speed	Sect-3	Speed	Topspeed	laptime	pit	
1	56.324		58.180		32.386			2:26.890		7	<u>50.582</u>		55.418		31.687				2:17.687	
2	56.779		57.388		33.051			2:27.218		8	50.802		55.180		31.740				2:17.722	
3	54.207		54.984		33.610			2:22.801		9	50.916		<u>54.858</u>		31.769				2:17.543	
4	51.536		56.801		31.522			2:19.859		10	50.933		56.279		<u>31.269</u>				2:18.481	
5	51.589		56.602		31.732			2:19.923		11	50.833		55.545		31.709				2:18.087	
6	50.935		55.244		31.282			<u>2:17.461</u>		12										

53 Rick Dijt									Mazda MX-5 NA											
lap	Sect-1	Speed	Sect-2	Speed	Sect-3	Speed	TopSpeed	laptime	pit	lap	Sect-1	Speed	Sect-2	Speed	Sect-3	Speed	Topspeed	laptime	pit	
1	53.055		53.121		30.197			2:16.373		7	48.793		51.838		<u>29.529</u>				2:10.160	
2	48.992		53.042		29.677			2:11.711		8	<u>48.495</u>		51.888		30.151				2:10.534	
3	48.517		51.549		29.802			2:09.868		9	48.496		51.765		29.931				2:10.192	
4	48.679		<u>51.457</u>		29.612			<u>2:09.748</u>		10	48.747		52.175		30.231				2:11.153	
5	48.737		53.178		29.908			2:11.823		11	48.953		52.011		29.957				2:10.921	
6	48.648		52.557		29.698			2:10.903		12	49.132		51.963		30.282				2:11.377	

56 Ruben De Bruijn									Vauxhall Astra mk2											
lap	Sect-1	Speed	Sect-2	Speed	Sect-3	Speed	TopSpeed	laptime	pit	lap	Sect-1	Speed	Sect-2	Speed	Sect-3	Speed	Topspeed	laptime	pit	
1	51.129		53.234		29.378			2:13.741		7	46.804		50.274		28.564				2:05.642	
2	48.425		51.101		28.313			2:07.839		8	46.880		50.156		28.338				2:05.374	
3	47.223		50.551		28.149			2:05.923		9	47.151		49.939		28.116				2:05.206	
4	46.695		<u>49.927</u>		<u>28.111</u>			<u>2:04.733</u>		10	<u>46.632</u>		50.605		28.292				2:05.529	
5	47.672		50.885		28.277			2:06.834		11	46.876		49.985		28.355				2:05.216	



VRM Finaleraces

NK 82-90

26 - 27 October 2024

Laps and Sector Times - Race 3

Assen - 4555mtr.

6	47.236	50.597	28.135	2:05.968	12	46.871	50.324	28.391	2:05.586
---	--------	--------	--------	----------	----	--------	--------	--------	----------

57 Maikel Schilders										Mazda MX-5									
lap	Sect-1	Speed	Sect-2	Speed	Sect-3	Speed	TopSpeed	laptime	pit	lap	Sect-1	Speed	Sect-2	Speed	Sect-3	Speed	Topspeed	laptime	pit
1	52.130		50.611		29.147			2:11.888		7	48.139		51.588		29.189			2:08.916	
2	47.429		50.544		28.988			2:06.961		8	48.145		50.304		28.692			2:07.141	
3	47.182		50.361		28.796			2:06.339		9	<u>47.063</u>		<u>50.256</u>		<u>28.636</u>			<u>2:05.955</u>	
4	47.308		50.271		28.947			2:06.526		10	47.250		50.850		28.968			2:07.068	
5	47.843		52.160		28.992			2:08.995		11	47.299		52.855		28.699			2:08.853	
6	47.897		52.093		28.888			2:08.878		12	47.171		50.593		29.329			2:07.093	

60 Marius Berghuijs										Mazda MX5									
lap	Sect-1	Speed	Sect-2	Speed	Sect-3	Speed	TopSpeed	laptime	pit	lap	Sect-1	Speed	Sect-2	Speed	Sect-3	Speed	Topspeed	laptime	pit
1	54.802		55.921		30.544			2:21.267		7	50.039		52.921		29.855			2:12.815	
2	52.559		53.781		30.096			2:16.436		8	50.355		52.149		29.760			2:12.264	
3	50.255		52.592		30.294			2:13.141		9	<u>48.872</u>		52.076		29.929			2:10.877	
4	49.712		52.570		29.897			2:12.179		10	49.147		<u>51.788</u>		<u>29.703</u>			<u>2:10.638</u>	
5	50.092		54.118		30.141			2:14.351		11	49.451		52.172		30.483			2:12.106	
6	50.444		53.381		29.861			2:13.686		12	49.449		52.073		30.683			2:12.205	

66 Cor De Jong										Mercedes 190									
lap	Sect-1	Speed	Sect-2	Speed	Sect-3	Speed	TopSpeed	laptime	pit	lap	Sect-1	Speed	Sect-2	Speed	Sect-3	Speed	Topspeed	laptime	pit
1	56.215		57.298		32.661			2:26.174		7	50.060		56.193		<u>30.857</u>			2:17.110	
2	56.290		57.807		32.923			2:27.020		8	50.020		57.066		30.858			2:17.944	
3	53.224		55.896		32.551			2:21.671		9	<u>49.269</u>		<u>54.325</u>		30.887			<u>2:14.481</u>	
4	51.430		57.180		31.713			2:20.323		10	49.666		55.677		31.719			2:17.062	
5	50.777		56.098		32.946			2:19.821		11	50.872		55.242		31.204			2:17.318	
6	50.049		55.306		31.080			2:16.435		12									

67 Lucas De Jong										Mercedes 190									
lap	Sect-1	Speed	Sect-2	Speed	Sect-3	Speed	TopSpeed	laptime	pit	lap	Sect-1	Speed	Sect-2	Speed	Sect-3	Speed	Topspeed	laptime	pit
1	56.355		1:00.151		33.088			2:29.594		7	51.564		55.920		32.035			2:19.519	
2	55.995		57.027		33.524			2:26.546		8	51.302		55.642		32.381			2:19.325	
3	52.744		55.931		32.292			2:20.967		9	51.179		56.097		32.175			2:19.451	
4	51.867		56.478		32.002			2:20.347		10	<u>50.507</u>		55.863		<u>31.583</u>			<u>2:17.953</u>	
5	51.285		56.573		31.945			2:19.803		11	51.778		56.460		32.112			2:20.350	
6	51.741		<u>55.302</u>		32.293			2:19.336		12									

69 Martin Boezaart										Mazda MX5 NA									
lap	Sect-1	Speed	Sect-2	Speed	Sect-3	Speed	TopSpeed	laptime	pit	lap	Sect-1	Speed	Sect-2	Speed	Sect-3	Speed	Topspeed	laptime	pit
1	52.552		51.773		29.745			2:14.070		7	48.530		51.812		29.558			2:09.900	
2	48.942		51.369		29.423			2:09.734		8	48.324		51.213		29.752			2:09.289	
3	50.998		52.964		29.561			2:13.523		9	48.503		51.296		<u>29.312</u>			2:09.111	
4	48.333		51.211		29.493			2:09.037		10	48.170		<u>51.085</u>		29.666			<u>2:08.921</u>	
5	48.784		52.754		30.276			2:11.814		11	48.214		51.152		30.242			2:09.608	
6	48.398		52.236		30.482			2:11.116		12	<u>48.166</u>		51.789		30.180			2:10.135	

72 Barend Aarts										Alfa Romeo Squadra Bianca									
lap	Sect-1	Speed	Sect-2	Speed	Sect-3	Speed	TopSpeed	laptime	pit	lap	Sect-1	Speed	Sect-2	Speed	Sect-3	Speed	Topspeed	laptime	pit
1	54.643		56.394		30.856			2:21.893		7	49.224		53.616		30.801			2:13.641	
2	52.354		53.881		31.207			2:17.442		8	49.304		54.303		30.445			2:14.052	
3	49.987		53.665		<u>30.352</u>			2:14.004		9	49.071		53.199		30.713			2:12.983	

VRM Finaleraces

NK 82-90

26 - 27 October 2024

Laps and Sector Times - Race 3

Assen - 4555mtr.

4	49.144	53.667	30.917	2:13.728	10	<u>48.866</u>	53.108	30.352	<u>2:12.326</u>
5	50.298	55.162	31.448	2:16.908	11	49.068	<u>53.023</u>	30.892	2:12.983
6	50.524	55.066	30.977	2:16.567	12	49.194	54.004	30.488	2:13.686

78 Schuijlenburg-Schuijlenburg										Porsche 944									
lap	Sect-1	Speed	Sect-2	Speed	Sect-3	Speed	TopSpeed	laptime	pit	lap	Sect-1	Speed	Sect-2	Speed	Sect-3	Speed	Topspeed	laptime	pit
1	53.564		56.398		30.692			2:20.654		7	49.775		53.902		30.046			2:13.723	
2	51.825		54.691		30.909			2:17.425		8	49.661		54.869		30.745			2:15.275	
3	50.688		54.652		31.231			2:16.571		9	<u>49.404</u>		53.437		31.458			2:14.299	
4	49.645		54.193		<u>29.906</u>			2:13.744		10	49.657		<u>53.383</u>		30.133			2:13.173	
5	50.664		54.649		30.181			2:15.494		11	50.331		53.877		30.092			2:14.300	
6	51.257		54.599		30.660			2:16.516		12	49.436		53.443		30.156			<u>2:13.035</u>	

88 Donovan Wolfrat										BMW E30 325i Groep N									
lap	Sect-1	Speed	Sect-2	Speed	Sect-3	Speed	TopSpeed	laptime	pit	lap	Sect-1	Speed	Sect-2	Speed	Sect-3	Speed	Topspeed	laptime	pit
1	54.316		54.546		30.536			2:19.398		7	50.078		53.059		30.177			2:13.314	
2	50.919		54.672		30.602			2:16.193		8	50.862		53.048		30.179			2:14.089	
3	50.035		52.974		30.257			2:13.266		9	49.877		<u>52.645</u>		29.937			<u>2:12.459</u>	
4	50.538		53.795		<u>29.858</u>			2:14.191		10	49.840		52.815		30.230			2:12.885	
5	49.907		53.960		30.480			2:14.347		11	49.761		53.449		31.031			2:14.241	
6	50.149		53.435		29.916			2:13.500		12	<u>49.506</u>		53.394		29.966			2:12.866	

99 Eliene Van Der Plank										Mazda MX-5 NA									
lap	Sect-1	Speed	Sect-2	Speed	Sect-3	Speed	TopSpeed	laptime	pit	lap	Sect-1	Speed	Sect-2	Speed	Sect-3	Speed	Topspeed	laptime	pit
1	55.356		55.707		32.813			2:23.876		7	49.673		53.622		30.890			2:14.185	
2	52.955		54.266		31.025			2:18.246		8	50.267		53.771		30.857			2:14.895	
3	50.384		53.875		30.974			2:15.233		9	50.125		53.831		30.287			2:14.243	
4	51.470		54.888		30.773			2:17.131		10	<u>49.600</u>		53.417		<u>30.230</u>			<u>2:13.247</u>	
5	50.412		54.005		31.180			2:15.597		11	57.365		54.767		31.137			2:23.269	
6	50.203		<u>53.246</u>		30.464			2:13.913		12									

169 Raymond Brons										Porsche 944									
lap	Sect-1	Speed	Sect-2	Speed	Sect-3	Speed	TopSpeed	laptime	pit	lap	Sect-1	Speed	Sect-2	Speed	Sect-3	Speed	Topspeed	laptime	pit
1	1:00.602		1:01.294		35.503			2:37.399		6	56.175		1:01.273		34.930			2:32.378	
2	1:02.273		1:01.601		36.038			2:39.912		7	55.320		1:02.774		35.669			2:33.763	
3	58.677		1:00.327		35.424			2:34.428		8	55.823		58.597		34.564			2:28.984	
4	56.819		1:03.932		35.361			2:36.112		9	54.878		<u>58.105</u>		<u>34.344</u>			<u>2:27.327</u>	
5	58.926		1:01.833		37.640			2:38.399		10	<u>54.728</u>		1:00.367		35.113			2:30.208	

233 Joost Deen										BMW E30 325i Groep A									
lap	Sect-1	Speed	Sect-2	Speed	Sect-3	Speed	TopSpeed	laptime	pit	lap	Sect-1	Speed	Sect-2	Speed	Sect-3	Speed	Topspeed	laptime	pit

302 Piet Molenaar										BMW E30 325i Gr N									
lap	Sect-1	Speed	Sect-2	Speed	Sect-3	Speed	TopSpeed	laptime	pit	lap	Sect-1	Speed	Sect-2	Speed	Sect-3	Speed	Topspeed	laptime	pit
1	56.897		58.523		33.944			2:29.364		7	50.607		54.898		<u>31.139</u>			<u>2:16.644</u>	
2	55.814		55.458		32.928			2:24.200		8	51.109		55.840		31.280			2:18.229	
3	52.991		55.386		33.651			2:22.028		9	<u>50.460</u>		<u>54.335</u>		32.376			2:17.171	
4	51.200		56.354		31.668			2:19.222		10	51.787		56.476		31.420			2:19.683	
5	51.856		55.539		32.715			2:20.110		11	50.861		55.048		32.375			2:18.284	
6	50.899		55.073		31.296			2:17.268		12									

VRM Finaleraces

NK 82-90

26 - 27 October 2024

Laps and Sector Times - Race 3

Assen - 4555mtr.

303		Michel Groen							BMW E30 325i Gr N										
lap	Sect-1	Speed	Sect-2	Speed	Sect-3	Speed	TopSpeed	laptime	pit	lap	Sect-1	Speed	Sect-2	Speed	Sect-3	Speed	Topspeed	laptime	pit
1	56.798		55.375		31.192			2:23.365		7	49.685		54.062		29.878			2:13.625	
2	52.168		54.491		32.138			2:18.797		8	<u>49.436</u>		54.849		<u>29.690</u>			2:13.975	
3	51.309		53.295		30.445			2:15.049		9	49.475		<u>52.591</u>		30.234			<u>2:12.300</u>	
4	49.953		53.728		30.499			2:14.180		10	49.517		52.725		30.271			2:12.513	
5	50.130		54.174		30.236			2:14.540		11	49.458		52.943		32.342			2:14.743	
6	50.885		54.501		30.725			2:16.111		12	49.963		53.095		31.518			2:14.576	

315		Leon Van Zuilekom							BMW E30 325i Groep A										
lap	Sect-1	Speed	Sect-2	Speed	Sect-3	Speed	TopSpeed	laptime	pit	lap	Sect-1	Speed	Sect-2	Speed	Sect-3	Speed	Topspeed	laptime	pit
1	55.980		58.274		32.404			2:26.658		3	<u>49.486</u>		<u>53.977</u>		30.514			<u>2:13.977</u>	
2	55.177		56.274		<u>30.173</u>			2:21.624		4									

316		Ed Van Hemert							BMW E30 325i Groep N										
lap	Sect-1	Speed	Sect-2	Speed	Sect-3	Speed	TopSpeed	laptime	pit	lap	Sect-1	Speed	Sect-2	Speed	Sect-3	Speed	Topspeed	laptime	pit
1	54.126		55.326		30.714			2:20.166		7	50.074		53.576		31.608			2:15.258	
2	52.345		54.363		30.638			2:17.346		8	50.944		54.326		30.559			2:15.829	
3	51.945		53.085		30.252			2:15.282		9	49.465		52.886		<u>30.050</u>			<u>2:12.401</u>	
4	49.599		53.103		30.253			2:12.955		10	49.474		<u>52.838</u>		30.208			2:12.520	
5	50.607		54.738		30.120			2:15.465		11	<u>49.419</u>		52.919		30.074			2:12.412	
6	49.977		54.986		30.507			2:15.470		12	49.790		53.517		31.251			2:14.558	

666		Marian Bijster							Toyota Starlet										
lap	Sect-1	Speed	Sect-2	Speed	Sect-3	Speed	TopSpeed	laptime	pit	lap	Sect-1	Speed	Sect-2	Speed	Sect-3	Speed	Topspeed	laptime	pit
1	56.259		58.402		33.202			2:27.863		7	51.704		55.332		<u>31.747</u>			2:18.783	
2	56.973		56.949		34.307			2:28.229		8	51.918		<u>54.781</u>		32.400			2:19.099	
3	53.144		56.253		32.560			2:21.957		9	52.061		55.470		32.222			2:19.753	
4	52.301		55.558		32.720			2:20.579		10	51.468		55.766		32.475			2:19.709	
5	52.063		55.388		32.512			2:19.963		11	<u>51.364</u>		55.401		31.962			<u>2:18.727</u>	
6	52.023		55.271		32.292			2:19.586		12									

944		Marc Burger							Porsche 944										
lap	Sect-1	Speed	Sect-2	Speed	Sect-3	Speed	TopSpeed	laptime	pit	lap	Sect-1	Speed	Sect-2	Speed	Sect-3	Speed	Topspeed	laptime	pit
1	52.770		<u>53.374</u>		31.780			2:17.924		3	49.391		53.971		<u>30.066</u>			<u>2:13.428</u>	
2	50.380		54.213		31.135			2:15.728		4	<u>49.063</u>		55.439		31.795			2:16.297	

999		Martijn De Wit							BMW E30 325i Groep A										
lap	Sect-1	Speed	Sect-2	Speed	Sect-3	Speed	TopSpeed	laptime	pit	lap	Sect-1	Speed	Sect-2	Speed	Sect-3	Speed	Topspeed	laptime	pit
1	53.627		55.432		30.792			2:19.851		7	49.677		53.669		30.395			2:13.741	
2	50.484		53.931		30.828			2:15.243		8	49.455		52.291		30.203			2:11.949	
3	49.916		53.057		30.132			2:13.105		9	<u>48.932</u>		52.174		29.748			2:10.854	
4	50.387		53.228		29.964			2:13.579		10	49.052		<u>51.921</u>		<u>29.544</u>			<u>2:10.517</u>	
5	49.589		53.319		31.134			2:14.042		11	48.934		52.370		29.971			2:11.275	
6	49.542		53.951		30.018			2:13.511		12	49.141		52.485		30.211			2:11.837	