

Result 12 Hours - Wedstrijd

8 June 2024

Result Wedstrijd


Pos	Nbr	Name	Cls	PIC	Gap	Diff	Best Laptime	Km/h	In	Race Time	Km/h
1	422	Flandrien Leuven Cycling Team I	Q-	1	-- 128 laps --		5:06.190	47.03	35	1:58:34.785	42.75
2	425	Fastré Cycling Team 1	Q-	2	0.854	0.854	5:02.594	47.59	35	1:58:35.639	42.75
3	217	Flandrien Leuven Cycling Team IV	D-	1	1.192	0.338	5:03.804	47.40	35	1:58:35.977	42.74
4	444	Team No Sleep	Q-	3	1.309	0.117	5:03.612	47.43	107	1:58:36.094	42.74
5	200	Team Buitenasem	D-	2	1.624	0.315	5:03.480	47.45	107	1:58:36.409	42.74
6	205	Ketting rechts	D-	3	2.302	0.678	5:04.879	47.23	107	1:58:37.087	42.74
7	404	De Zonen van Gerdingen 2	Q-	4	2.860	0.558	5:03.313	47.48	35	1:58:37.645	42.74
8	32	#PNCHRS	S-	1	6.931	4.071	5:04.199	47.34	107	1:58:41.716	42.74
9	424	Flandrien Leuven Cycling Team III	Q-	5	8.099	1.168	5:03.674	47.42	107	1:58:42.884	42.74
10	436	Team Verduyckt	Q-	6	25.537	17.438	5:01.536	47.76	35	1:59:00.322	42.72
11	224	Incognito s	D-	4	32.599	7.062	5:05.720	47.10	40	1:59:07.384	42.71
12	446	1000Watt Haantjes 1	Q-	7	33.311	0.712	5:02.114	47.66	35	1:59:08.096	42.71
13	221	Noflike grutsk Martijn Race & MTB	D-	5	55.369	22.058	5:05.056	47.20	35	1:59:30.154	42.69
14	427	C4H	Q-	8	3:41.613	2:46.244	5:03.779	47.40	106	2:02:16.398	42.53
15	437	MDS / Schilderwerken Mathieu Jonat	Q-	9	-- 127 laps --	1:50.275	5:06.053	47.05	36	1:58:36.886	42.41
16	460	1000Watt Haantjes 2	Q+	1	0.357	0.357	5:03.515	47.44	35	1:58:37.243	42.41
17	457	Fastré Cycling Team 3	Q+	2	1.119	0.762	5:03.800	47.40	35	1:58:38.005	42.41
18	445	International Party Club	Q-	10	2.842	1.723	5:04.476	47.29	35	1:58:39.728	42.41
19	222	Fastré Cycling Team 2	D-	6	3.657	0.815	5:03.406	47.46	35	1:58:40.543	42.41
20	220	TDM2	D-	7	7.918	4.261	5:07.006	46.90	36	1:58:44.804	42.40
21	252	Klub Dash 2	D+	1	9.541	1.623	5:05.456	47.14	35	1:58:46.427	42.40
22	213	Awwa ketting rechts	D-	8	18.007	8.466	5:04.831	47.24	35	1:58:54.893	42.39
23	403	De Zonen van Gerdingen 1	Q-	11	18.227	0.220	5:03.476	47.45	35	1:58:55.113	42.39
24	454	The Italian Job	Q+	3	32.957	14.730	5:03.460	47.45	106	1:59:09.843	42.38
25	81	WTC Niet Versagen	S+	1	33.204	0.246	5:06.115	47.04	40	1:59:10.090	42.38
26	216	The Yellow brothers	D-	9	54.319	21.115	5:03.200	47.49	35	1:59:31.205	42.36
27	223	Squadra petralia	D-	10	54.326	0.007	5:04.064	47.36	107	1:59:31.212	42.36
28	400	Team Sanitair Deconinck 1	Q-	12	1:01.144	6.818	5:03.835	47.39	35	1:59:38.030	42.35
29	438	MDS / Schilderwerken Mathieu Jonat	Q-	13	-- 126 laps --	4:15.912	5:04.267	47.33	35	1:58:36.840	42.08
30	461	1000Watt Haantjes 3	Q+	4	3.207	3.207	5:06.398	47.00	39	1:58:40.047	42.07
31	419	Klub Dash 1	Q-	14	9.438	6.231	5:04.117	47.35	35	1:58:46.278	42.07
32	406	Turbo Flamingo	Q-	15	1:01.622	52.184	5:06.997	46.91	40	1:59:38.462	42.02
33	14	solo Kevin	S-	2	-- 125 laps --	4:19.760	5:04.817	47.24	35	1:58:39.280	41.74
34	13	10U Cycling 1	S-	3	0.834	0.834	5:04.423	47.30	35	1:58:40.114	41.74
35	411	De MelkBoeren	Q-	16	1:48.898	1:48.064	5:03.519	47.44	105	2:00:28.178	41.63
36	459	Esra & co go go	Q+	5	1:56.288	7.390	5:03.762	47.41	104	2:00:35.568	41.63
37	413	Grimberggeiten	Q-	17	-- 124 laps --	3:51.903	5:06.542	46.98	39	1:59:11.716	41.37
38	451	Meldertse Duvels	Q+	6	1.344	1.344	5:06.835	46.93	39	1:59:13.060	41.37
39	430	TDM4	Q-	18	59.297	57.953	5:07.257	46.87	39	2:00:11.013	41.32
40	74	Club costa	S+	2	1:01.897	2.600	5:05.967	47.06	40	2:00:13.614	41.32
41	440	ADR - CORSWAREM Cycling Team /	Q-	19	-- 123 laps --	5:12.571	5:06.601	46.97	39	1:58:35.576	41.08
42	218	Flandrien Leuven Cycling Team V	D-	11	2:41.266	2:41.266	5:07.196	46.88	40	2:01:16.842	40.92
43	405	The Aerobullets	Q-	20	-- 122 laps --	4:20.853	5:16.087	45.56	37	1:58:38.739	40.74
44	418	Toogbikers	Q-	21	1:03.993	1:03.993	5:16.818	45.45	97	1:59:42.732	40.68
45	207	Team Ooiketrappers 1	D-	12	1:25.867	21.874	5:05.909	47.07	35	2:00:04.606	40.66

Fastest time : 5:01.536 in lap 35 by nbr. 436 : Team Verduyckt ()

Publication-time

Results: www.gettraceresults.com

Timekeeping by : Time Service BV

Timekeeper	Timekeeper	
Remote timed by TimeService.nl		
Page 1 of 4		

Result 12 Hours - Wedstrijd

8 June 2024

Result Wedstrijd


Pos	Nbr	Name	Cls	PIC	Gap	Diff	Best Laptime	Km/h	In	Race Time	Km/h
46	423	Flandrien Leuven Cycling Team II	Q-	22	-- 121 laps --	4:19.852	5:02.237	47.64	35	1:59:05.783	40.38
47	253	ToMarc	D+	2	2:33.952	2:33.952	5:18.471	45.22	7	2:01:39.735	40.24
48	433	De Pedaalridders	Q-	23	7:19.416	4:45.464	5:07.949	46.76	38	2:06:25.199	39.97
49	16	Nick de Bruine	S-	4	-- 120 laps --		5:05.192	47.18	32	1:59:12.569	40.04
50	208	Lokerse Quads	D-	13	2:55.689	2:55.689	5:13.293	45.96	34	2:02:08.259	39.88
51	412	De Pedalenprinsen	Q-	24	3:34.856	39.166	5:16.072	45.56	34	2:02:47.425	39.84
52	443	MDS / Food Clinic Sports Team	Q-	25	-- 119 laps --	3:36.920	5:19.900	45.01	7	1:59:54.638	39.67
53	442	Toti Seto	Q-	26	14.509	14.509	5:19.082	45.13	12	2:00:09.147	39.65
54	203	ADR - CORSWAREM Cycling Team /	D-	14	1:01.350	46.841	5:09.453	46.53	39	2:00:55.988	39.61
55	215	WC de Sloaje	D-	15	-- 117 laps --	10:00.842	5:07.441	46.84	33	1:59:10.178	39.04
56	26	Jelle Claes	S-	5	4:11.915	4:11.915	5:03.122	47.51	35	2:03:22.094	38.81
57	2	Niels & Baptist	S-	6	-- 116 laps --		5:06.272	47.02	35	1:55:37.793	38.90
58	401	Team Sanitair Deconinck 2	Q-	27	-- 115 laps --	11:33.772	5:05.503	47.14	34	1:59:07.189	38.38
59	250	TomPat	D+	3	23.688	23.688	5:18.452	45.22	7	1:59:30.877	38.35
60	426	GCRT	Q-	28	2:09.167	1:45.479	5:20.508	44.93	11	2:01:16.356	38.26
61	421	The Ninja Turtles	Q-	29	4:30.476	2:21.309	5:19.787	45.03	7	2:03:37.666	38.14
62	226	The bulls A	D-	16	4:55.165	24.688	5:11.030	46.30	34	2:04:02.354	38.11
63	402	Team Sanitair Deconinck 3	Q-	30	-- 114 laps --	2:57.940	5:03.590	47.43	34	1:59:43.838	38.01
64	408	The Flying B's	Q-	31	4:16.991	4:16.991	5:18.574	45.20	95	2:04:00.829	37.78
65	63	Wim Voet	S+	3	-- 113 laps --	7:43.194	5:08.819	46.63	35	2:04:46.939	37.41
66	435	Plooiers 2	Q-	32	-- 112 laps --	6:00.677	5:20.577	44.92	7	2:02:29.715	37.20
67	434	Plooiers 1	Q-	33	3.081	3.081	5:20.449	44.94	7	2:02:32.796	37.20
68	212	Suprem Cycling Team	D-	17	1:43.352	1:40.271	5:22.296	44.68	7	2:04:13.067	37.11
69	59	Gunther Boeckx	S+	4	-- 111 laps --	29.947	5:14.736	45.75	35	1:58:22.112	37.08
70	417	TMC Science & Technology 2	Q-	34	41.718	41.718	5:19.609	45.06	7	1:59:03.830	37.04
71	407	Cyclopaths	Q-	35	59.614	17.896	5:19.098	45.13	7	1:59:21.726	37.03
72	409	Peetermankses	Q-	36	2:40.818	1:41.204	5:16.825	45.45	31	2:01:02.930	36.94
73	209	Les pedaliers	D-	18	-- 109 laps --	9:41.827	5:19.221	45.11	12	1:58:52.838	36.38
74	78	RSC Rot-Gold Bremen Carsten	S+	5	5.520	5.520	5:20.345	44.95	7	1:58:58.359	36.38
75	60	Delcroix	S+	6	53.068	47.548	5:04.396	47.31	35	1:59:45.907	36.34
76	410	Shotters op wielen	Q-	37	1:01.857	8.788	5:22.169	44.70	7	1:59:54.695	36.33
77	500	MDS / Food Clinic Sports Team Ladies	W	1	1:49.979	48.122	5:18.177	45.26	7	2:00:42.818	36.29
78	211	Team Travaco	D-	19	1:50.816	0.836	5:19.482	45.07	12	2:00:43.654	36.29
79	456	PAXX - GLOBAL CYCLING	Q+	7	-- 108 laps --		5:18.712	45.18	102	0:32:07.473	41.00
80	429	WC Anatotitan Copei	Q-	38	1:27:03.437		5:06.392	47.00	35	1:59:10.910	36.04
81	70	Bosse	S+	7	1:33:39.532	6:36.095	5:19.006	45.14	12	2:05:47.005	35.71
82	453	Team BIT Groep	Q+	8	-- 107 laps --	2:54.786	5:29.306	43.73	20	1:59:55.579	35.67
83	210	Bolbikes cycling team	D-	20	1:05.493	1:05.493	5:21.610	44.77	7	2:01:01.072	35.61
84	1	Spitige Zoake	S-	7	-- 106 laps --	4:56.025	5:04.986	47.22	34	1:58:43.010	35.39
85	62	Michael Langer	S+	8	15.311	15.311	5:27.254	44.00	11	1:58:58.321	35.38
86	225	The bulls 1	D-	21	3:14.063	2:58.752	5:04.926	47.22	31	2:01:57.073	35.23
87	55	Team Deutsche Kinderkrebsstiftung	S+	9	-- 104 laps --	11:06.477	5:16.119	45.55	33	1:59:03.950	34.71
88	501	MOTORSPORTSCHOOL GIRLS 1	W	2	-- 103 laps --	5:30.614	5:53.947	40.68	71	1:58:52.336	34.38
89	416	TMC Science & Technology 1	Q-	39	2:05.525	2:05.525	5:27.548	43.96	10	2:00:57.862	34.28
90	455	Knallen met de pedallen	Q+	9	6:04.589	3:59.063	5:40.315	42.31	13	2:04:56.925	34.09

Fastest time : 5:01.536 in lap 35 by nbr. 436 : Team Verduyckt ()

Publication-time

Results: www.gettraceresults.com

Timekeeping by : Time Service BV

Timekeeper	Timekeeper	
Remote timed by TimeService.nl		
Page 2 of 4		

Result 12 Hours - Wedstrijd

8 June 2024

Result Wedstrijd


Pos	Nbr	Name	Cls	PIC	Gap	Diff	Best Laptime	Km/h	In	Race Time	Km/h
91	9	FLYING B's - BMS - The Lone Ranger	S-	8	-- 102 laps --	1:22.781	5:19.050	45.13	7	1:58:52.631	34.05
92	452	Fiesta I	Q+	10	32.065	32.065	5:30.698	43.54	24	1:59:24.696	34.02
93	458	Pedal Turtles	Q+	11	1:51.372	1:19.307	5:20.207	44.97	7	2:00:44.003	33.96
94	428	WTC Schaffen	Q-	40	-- 101 laps --	6:57.389	5:37.664	42.65	101	1:59:28.694	33.69
95	206	10U Cycling	D-	22	-- 100 laps --	4:35.098	5:38.688	42.52	17	1:58:26.129	33.40
96	22	RSC Rot-Gold Bremen Helge	S-	9	5:48.661	5:48.661	5:59.672	40.04	96	2:04:14.790	33.13
97	450	De Driewielertjes	Q+	12	-- 99 laps --	4:11.070	5:56.650	40.38	57	2:01:30.094	32.93
98	441	ADR - CORSWAREM Cycling Team /	Q-	41	-- 98 laps --	4:07.236	5:43.191	41.96	13	1:58:23.341	32.73
99	4	Dikke cartouche	S-	10	-- 96 laps --	20:27.115	5:30.862	43.52	6	2:02:39.786	31.88
100	431	Les bicyclettes	Q-	42	-- 95 laps --	5:18.466	5:33.577	43.17	23	2:01:21.880	31.60
101	10	Flying B's Solo	S-	11	-- 93 laps --	17:57.399	5:20.390	44.95	11	2:05:02.624	30.78
102	414	ClearXperts HR	Q-	43	-- 92 laps --	4:36.429	5:22.974	44.59	9	2:02:33.789	30.55
103	7	De van Malderen	S-	12	-- 91 laps --		5:05.326	47.16	35	9:21:32.501	38.89
104	502	MOTORSPORTSCHOOL GIRLS 2	W	3	2:36:50.067		6:26.031	37.30	87	1:58:22.568	30.40
105	64	Dieter Vermylen	S+	10	2:37:43.362	53.295	5:22.254	44.69	11	1:59:15.863	30.36
106	76	RSC Rot-Gold Bremen Benjamin	S+	11	2:39:27.490	1:44.127	6:19.511	37.94	9	2:00:59.991	30.29
107	79	Davy Weemaes	S+	12	-- 90 laps --	6:30.921	5:19.666	45.05	11	2:00:16.288	29.98
108	432	Les petits braquets	Q-	44	4:11.826	4:11.826	6:11.520	38.76	29	2:04:28.114	29.81
109	420	Bende van ellende	Q-	45	-- 89 laps --	1:33.094	5:23.332	44.54	48	1:58:51.849	29.71
110	254	Op Ons Niet Wachten	D+	4	2:15.396	2:15.396	6:14.094	38.49	82	2:01:07.245	29.62
111	447	SRV / Linker Flügel	Q-	46	4:35.086	2:19.690	5:51.723	40.94	84	2:03:26.936	29.52
112	58	Tokyo Boys	S+	13	-- 88 laps --	2:22.923	6:18.077	38.09	6	1:58:23.080	29.39
113	415	ClearXperts Finance	Q-	47	7:19.195	7:19.195	6:44.122	35.63	29	2:05:42.275	29.10
114	66	Coeno	S+	14	-- 87 laps --	1:55.528	5:19.284	45.10	12	1:58:26.361	29.06
115	202	Team Zonder Naam	D-	23	3:54.133	3:54.133	6:14.008	38.50	31	2:02:20.494	28.90
116	57	Supergrover	S+	15	-- 86 laps --	4:40.363	6:47.854	35.31	2	1:58:26.109	28.72
117	5	RudyM	S-	13	2:34.508	2:34.508	6:06.040	39.34	5	2:01:00.617	28.62
118	21	RSC Rot-Gold Bremen Florian	S-	14	3:33.798	59.290	5:35.443	42.93	11	2:01:59.907	28.58
119	15	Kenny	S-	15	-- 85 laps --	9:41.770	6:47.268	35.36	4	2:04:26.750	28.15
120	53	Devil Beast Jantie	S+	16	-- 83 laps --	15:23.332	6:29.811	36.94	18	2:01:06.683	27.62
121	51	Roland Hollanders	S+	17	-- 82 laps --	8:54.678	7:07.933	33.65	8	2:02:13.060	27.24
122	77	RSC Rot-Gold Bremen Volker	S+	18	8.250	8.250	6:41.681	35.85	12	2:02:21.310	27.24
123	103	Lisa	SW	1	-- 81 laps --	6:50.006	6:27.533	37.16	5	2:00:30.369	26.98
124	54	Rehme Racing Team	S+	19	-- 80 laps --	8:15.741	6:43.402	35.70	5	2:01:03.841	26.62
125	25	Cycling Team Ruben Pisera	S-	16	-- 79 laps --	10:27.261	5:57.748	40.25	60	2:02:35.414	26.23
126	67	't klein coureurke	S+	20	-- 78 laps --	3:40.562	6:32.150	36.72	2	1:59:43.655	26.00
127	8	ADR - CORSWAREM Cycling Team /	S-	17	3:51.207	3:51.207	5:20.958	44.87	7	2:03:34.862	25.87
128	71	666 Tarmac	S+	21	-- 77 laps --	6:56.877	5:23.213	44.55	45	2:03:23.801	25.54
129	23	RSC Rot-Gold Bremen Matthias	S-	18	-- 76 laps --		5:34.565	43.04	49	1:38:08.262	26.12
130	251	VaSo Team	D+	5	-- 71 laps --		6:48.674	35.24	16	0:05:28.635	28.14
131	73	RV Möve Schmelz	S+	22	-- 70 laps --	58:12.610	6:22.880	37.61	5	0:54:56.939	25.65
132	108	Greet	SW	2	-- 67 laps --		7:43.876	31.04	30	2:00:46.064	22.30
133	30	Abus-Synergy	S-	19	-- 66 laps --		5:04.436	47.30	35	6:08:02.663	43.03
134	82	ZIGGEZAGGE	S+	23	42:18.188	42:18.188	5:19.844	45.02	12	6:50:20.851	38.60
135	11	Berquin Team	S-	20	-- 65 laps --	7:50.677	5:19.195	45.11	35	6:50:50.779	37.97

Fastest time : 5:01.536 in lap 35 by nbr. 436 : Team Verduyckt ()

Publication-time

Results: www.gettraceresults.com

Timekeeping by : Time Service BV

Timekeeper	Timekeeper	
Remote timed by TimeService.nl		
Page 3 of 4		

Result 12 Hours - Wedstrijd

8 June 2024

Result Wedstrijd

Pos	Nbr	Name	Cls	PIC	Gap	Diff	Best Laptime	Km/h	In	Race Time	Km/h
136	6	Titoef	S-	21	-- 63 laps --		7:08.240	33.63	8	0:45:52.086	23.41
137	83	Deutsche Bundesbank	S+	24	30:57.370	30:57.370	7:53.372	30.42	17	1:16:49.456	22.33
138	18	Brecht Soen	S-	22						0.330	
139	56	Benny Iwens	S+	25	-- 58 laps --		6:24.043	37.50	29	7:42:04.889	30.12
140	75	KRS	S+	26	-- 55 laps --		6:48.210	35.28	4	2:00:37.495	18.31
141	65	Kris Baekelandt	S+	27	-- 52 laps --		5:19.533	45.07	7	5:43:50.690	36.29
142	28	Why so serious	S-	23	6:20:13.398		6:40.340	35.97	5	2:04:04.088	17.23
143	24	Noerre Aaby Cykleklub	S-	24	-- 50 laps --		5:08.827	46.63	34	5:12:27.626	38.40
144	29	DZB_Cycling Team	S-	25	-- 46 laps --		5:05.366	47.16	35	4:22:19.627	42.08
145	68	Sisim	S+	28	-- 43 laps --		7:59.961	30.00	8	1:27:04.783	15.02
146	20	Nico	S-	26	-- 37 laps --		5:02.536	47.60	35	3:32:00.702	41.88
147	80	Stijn Thielemans	S+	29	9:37.913	9:37.913	5:19.441	45.08	12	3:41:38.615	40.06
148	84	De Vliegende Fruitboer	S+	30	-- 34 laps --		5:19.362	45.09	7	1:59:00.230	11.34
149	109	Ellen van der Eedt	SW	3	-- 30 laps --		6:46.471	35.43	4	5:37:45.705	21.31
150	105	Sharon Scheerdyk	SW	4	-- 28 laps --	20:51.152	6:48.181	35.28	6	5:37:45.922	19.89
151	3	Gerben Schepers	S-	27	-- 26 laps --	11:02.496	8:09.798	29.40	3	5:28:02.076	19.02
152	104	Hanne Lievens	SW	5	-- 25 laps --		7:55.067	30.31	4	6:38:10.854	15.06
153	69	1000Watt Haantjes Solo 1	S+	31	-- 22 laps --	12:01.082	5:14.892	45.73	9	6:20:33.336	13.87
154	72	Millenniumteam	S+	32	-- 21 laps --		5:28.401	43.85	5	5:19:54.597	15.75
155	106	Tine Wagenaer	SW	6	-- 18 laps --	57:05.902	8:23.032	28.63	4	5:23:29.214	13.35
156	31	1000Watt Haantjes Solo 2	S-	28	6:35:55.745		5:32.227	43.34	6	1:59:24.959	6.00

30 sec tijdstaffen w egen speeding in pitlane: 4(1); 10(3); 16(1); 21(2); 22(1); 25(2); 64(1); 70(2); 71(3); 79(2); 82(2); 203(4); 207(2); 209(1); 211(2); 212(9); 215(1); 216(1); 221(1); 223(1); 225(4); 226(1); 250(1); 253(5); 254(1); 400(2); 401(1); 402(2); 406(2); 407(1); 408(3); 409(4); 410(2); 411(3); 412(4); 413(1); 414(3); 418(2); 420(1); 426(1); 427(6); 428(1); 429(1); 430(3); 431(2); 432(1); 433(7); 442(3); 443(2); 446(1); 450(1); 451(1); 452(1); 454(1); 455(3); 456(4); 458(3); 459(4); 501(1);

Fastest time : 5:01.536 in lap 35 by nbr. 436 : Team Verduyckt ()

Publication-time

Results: www.gettraceresults.com

Timekeeping by : Time Service BV

Timekeeper

Timekeeper

Remote timed by TimeService.nl

