

TrackDay 28.09.2024

Igora Drive

TrackDay
Laps and Sector Times - All Day

28 September 2024
Igora Drive - 5183 mtr.

										Lamborghini Huracan									
lap	Sect-1	Speed	Sect-2	Speed	Sect-3	Speed	TopSpeed	laptime	pit	lap	Sect-1	Speed	Sect-2	Speed	Sect-3	Speed	Topspeed	laptime	pit
1	Pit Out		13.502		1:31.929			3:09.836		19	<u>50.102</u>		9.666		1:16.021		259.9	2:15.789	
2	54.467		10.091		1:16.231		257.3	2:20.789		20	50.810		9.254		1:15.770		256.2	2:15.834	
3	53.509		10.489		1:16.966		258.2	2:20.964		21	55.748		10.961		Pit In		259.7	3:02.975	
4	53.286		9.772		1:15.848		259.7	2:18.906		22			11.052		1:37.795			1:54:52.962	
5	51.789		9.767		1:14.497		257.3	2:16.053		23	52.700		9.843		1:13.478		247.5	2:16.021	
6	1:04.679		12.522		Pit In		254.9	3:06.768		24	51.604		9.517		1:13.524		250.6	2:14.645	
7	Pit Out		10.808		1:20.899			9:00.587		25	50.475		9.506		1:14.227		252.9	2:14.208	
8	51.784		9.617		1:15.303		251.5	2:16.704		26	51.077		9.667		1:14.652		258.2	2:15.396	
9	51.627		9.861		1:15.241		257.9	2:16.729		27	50.174		9.460		1:15.869		258.8	2:15.503	
10	51.501		9.968		1:15.288		259.3	2:16.757		28	51.950		9.519		1:14.773		258.6	2:16.242	
11	52.360		9.675		1:15.309		251.7	2:17.344		29	59.195		13.210		Pit In		254.9	3:04.477	
12	50.604		9.764		1:14.366		260.4	2:14.734		30	Pit Out		13.270		1:21.753			9:44.268	
13	52.485		10.331		1:15.537		<u>261.5</u>	2:18.353		31	51.914		9.324		1:13.745		244.1	2:14.983	
14	1:08.252		12.408		Pit In		248.7	3:00.834		32	50.358		9.522		1:13.445		255.5	2:13.325	
15	Pit Out		11.934		1:24.050			9:22.517		33	52.525		10.187		1:15.178		253.6	2:17.890	
16	54.782		9.686		1:16.160		233.3	2:20.628		34	50.297		9.258		<u>1:12.525</u>		257.5	<u>2:12.080</u>	
17	52.405		9.572		1:15.563		257.1	2:17.540		35	50.613		<u>9.225</u>		1:13.107		257.9	2:12.945	
18	50.727		9.316		1:14.157		251.2	2:14.200		36	1:03.011		12.254		Pit In		195.2	3:23.393	

										BMW M4 CS									
lap	Sect-1	Speed	Sect-2	Speed	Sect-3	Speed	TopSpeed	laptime	pit	lap	Sect-1	Speed	Sect-2	Speed	Sect-3	Speed	Topspeed	laptime	pit
1	Pit Out		11.130		1:21.606			2:44.632		22	1:00.544		12.327		1:29.839		<u>243.5</u>	2:42.710	
2	53.471		9.857		1:16.130		238.5	2:19.458		23	51.429		9.578		1:14.338		240.2	2:15.345	
3	51.713		9.777		1:15.645		240.4	2:17.135		24	51.035		9.704		1:13.932		241.5	2:14.671	
4	1:01.069		11.863		1:27.264		242.7	2:40.196		25	1:02.822		12.984		Pit In		242.7	3:16.701	
5	51.505		9.833		1:18.500		240.0	2:19.838		26	Pit Out		11.286		1:30.482			10:40.095	
6	53.286		10.571		1:16.998		241.7	2:20.855		27	52.669		11.288		1:17.624		236.4	2:21.581	
7	1:02.389		13.051		Pit In		241.5	3:13.094		28	51.750		9.914		1:15.538		237.5	2:17.202	
8	Pit Out		11.777		1:23.241			32:51.281		29	50.869		9.681		1:15.547		238.5	2:16.097	
9	53.417		10.082		1:16.905		236.0	2:20.404		30	53.646		9.771		1:20.631		239.2	2:24.048	
10	52.171		9.883		1:18.076		238.5	2:20.130		31	1:04.896		14.239		Pit In		194.5	3:21.041	
11	1:00.507		14.148		1:37.988		238.5	2:52.643		32	Pit Out		10.414		1:23.193			1:22:22.462	
12	53.085		10.195		1:18.199		234.7	2:21.479		33	58.161		10.753		1:20.618		202.2	2:29.532	
13	53.430		10.169		1:19.257		238.1	2:22.856		34	55.604		10.408		1:19.124		233.5	2:25.136	
14	1:01.720		13.726		Pit In		238.9	3:24.260		35	51.572		9.560		1:14.530		237.5	2:15.662	
15	Pit Out		10.609		1:21.966			9:30.472		36	51.055		9.673		1:16.469		241.2	2:17.197	
16	53.172		10.223		1:18.501		237.2	2:21.896		37	51.245		<u>9.441</u>		1:14.934		239.8	2:15.620	
17	52.449		10.205		1:16.643		230.1	2:19.297		38	1:02.959		11.761		Pit In		241.4	3:09.254	
18	53.842		10.172		Pit In		239.8	2:47.317		39	Pit Out		10.273		1:25.233			9:29.571	
19	Pit Out		9.845		1:22.941			17:16.824		40	52.246		10.273		1:25.648		235.3	2:28.167	
20	50.576		11.837		1:14.843		240.6	2:17.256		41	1:07.971		16.811		Pit In		234.6	3:19.937	
21	<u>50.443</u>		9.544		<u>1:13.704</u>		242.1	<u>2:13.691</u>		42									

										Nissan GT-R									
lap	Sect-1	Speed	Sect-2	Speed	Sect-3	Speed	TopSpeed	laptime	pit	lap	Sect-1	Speed	Sect-2	Speed	Sect-3	Speed	Topspeed	laptime	pit
1	Pit Out		12.560		1:27.227			3:10.127		13	1:12.280		15.355		Pit In		<u>251.5</u>	3:39.534	
2	55.607		10.197		1:18.746		234.4	2:24.550		14	Pit Out		11.601		1:26.349			32:41.863	
3	53.765		10.052		1:17.297		240.6	2:21.114		15	51.958		9.860		1:15.035		248.1	2:16.853	
4	52.951		10.037		1:16.726		241.2	2:19.714		16	54.193		9.968		1:15.336		246.3	2:19.497	
5	54.948		12.447		1:35.098		226.9	2:42.493		17	<u>51.751</u>		<u>9.603</u>		1:14.313		248.7	<u>2:15.667</u>	
6	1:09.844		13.483		Pit In		155.7	3:24.489		18	52.428		10.026		1:36.619		246.3	2:39.073	
7	Pit Out		13.993		1:28.724			37:02.419		19	1:26.362		18.587		Pit In		125.6	4:09.504	
8	53.282		10.250		1:20.182		240.2	2:23.714		20	Pit Out		11.853		1:29.515			1:20:44.658	
9	52.434		10.624		1:17.791		248.7	2:20.849		21	52.613		9.931		1:15.931		244.9	2:18.475	
10	1:10.562		13.043		1:31.276		248.5	2:54.881		22	52.410		9.775		1:14.563		245.1	2:16.748	
11	53.253		9.708		1:15.863		244.9	2:18.824		23	1:07.604		14.793		Pit In		247.5	3:46.751	
12	52.103		9.728		<u>1:14.025</u>		240.4	2:15.856		24									

										Porsche Cayman GT4									
lap	Sect-1	Speed	Sect-2	Speed	Sect-3	Speed	TopSpeed	laptime	pit	lap	Sect-1	Speed	Sect-2	Speed	Sect-3	Speed	Topspeed	laptime	pit
1	Pit Out		11.060		1:20.695			2:37.615		9	58.196		11.265		1:32.288		233.1	2:41.749	
2	53.480		10.104		1:17.824		198.3	2:21.408		10	55.689		10.541		1:18.749		223.7	2:24.979	
3	52.335		9.894		<u>1:16.955</u>		234.4	2:19.184		11	53.602		9.892		1:17.748		231.1	2:21.242	
4	<u>52.331</u>		<u>9.632</u>		1:17.207		<u>236.0</u>	<u>2:19.170</u>		12	57.669		10.447		Pit In		230.6	2:42.554	
5	55.116		10.670		Pit In		234.0	2:51.010		13	Pit Out		10.621		1:20.565			35:04.759	
6	Pit Out		10.679		1:21.158			1:24:59.066		14	54.639		10.476		1:22.251		229.4	2:27.366	



TrackDay 28.09.2024

Igora Drive

TrackDay

28 September 2024

Laps and Sector Times - All Day

Igora Drive - 5183 mtr.

7	57.399	10.282	1:20.599	233.5	2:28.280	15	1:04.956	12.493	1:26.347	213.2	2:43.796
8	53.906	9.897	1:18.724	233.3	2:22.527	16	1:01.173	11.238	Pit In	224.7	2:51.732



53											Audi A1										
lap	Sect-1	Speed	Sect-2	Speed	Sect-3	Speed	TopSpeed	laptime	pit	lap	Sect-1	Speed	Sect-2	Speed	Sect-3	Speed	Topspeed	laptime	pit		
1	Pit Out		13.684		1:30.554			3:04.396		18	1:00.375		12.173		1:29.770		183.6	2:42.318			
2	54.060		10.161		1:21.169		190.0	2:25.390		19	1:01.469		11.403		1:29.206		184.8	2:42.078			
3	51.943		9.709		1:19.959		191.1	2:21.611		20	1:01.555		11.294		1:30.177		185.0	2:43.026			
4	<u>51.756</u>		9.764		1:19.797		<u>192.1</u>	<u>2:21.317</u>		21	1:02.177		11.576		Pit In		185.2	2:53.841			
5	52.002		9.736		1:19.800		191.6	2:21.538		22	Pit Out		11.458		1:29.540			10:08.387			
6	51.869		9.949		Pit In		191.7	2:46.474		23	1:01.620		11.856		1:28.704		184.8	2:42.180			
7	Pit Out		10.496		1:21.720			12:48.023		24	1:00.955		11.184		1:28.628		184.1	2:40.767			
8	52.778		9.883		Pit In		187.7	2:32.852		25	1:01.613		11.947		1:29.139		184.1	2:42.699			
9	Pit Out		9.887		1:20.359			3:53.321		26	1:01.298		11.098		1:29.409		184.0	2:41.805			
10	52.565		9.642		1:24.359		191.1	2:26.566		27	1:03.132		11.732		Pit In		183.6	3:01.860			
11	54.766		<u>9.486</u>		<u>1:19.647</u>		190.7	2:23.899		28	Pit Out		11.468		1:30.292			12:45.133			
12	52.316		9.576		Pit In		190.3	2:38.162		29	1:02.252		11.189		1:29.618		183.0	2:43.059			
13	Pit Out		10.673		1:24.174			2:05:11.329		30	1:02.643		12.603		1:34.911		183.0	2:50.157			
14	54.118		9.807		Pit In		187.1	2:33.134		31	1:02.256		11.904		1:36.450		179.4	2:50.610			
15	Pit Out		10.587		1:22.281			10:34.070		32	1:07.157		12.518		1:37.779		149.9	2:57.454			
16	52.590		9.833		Pit In		189.2	3:51.208		33	1:04.696		12.747		Pit In		174.6	3:07.662			
17	Pit Out		11.594		1:36.436			50:00.174		34											

Mini JCW											Mini JCW										
lap	Sect-1	Speed	Sect-2	Speed	Sect-3	Speed	TopSpeed	laptime	pit	lap	Sect-1	Speed	Sect-2	Speed	Sect-3	Speed	Topspeed	laptime	pit		
1	Pit Out		12.742		1:36.974			3:13.323		21	1:10.993		13.695		Pit In		196.6	3:43.887			
2	57.969		10.844		1:25.849		195.9	2:34.662		22	Pit Out		10.934		1:32.326			2:17:12.798			
3	1:00.201		11.425		1:29.359		199.0	2:40.985		23	1:04.361		12.571		1:33.086		195.9	2:50.018			
4	56.545		10.826		1:25.062		<u>199.1</u>	2:32.433		24	1:01.573		11.302		Pit In		195.7	2:53.057			
5	57.912		11.115		1:25.394		198.7	2:34.421		25	Pit Out		10.910		1:29.125		196.2	3:45.610			
6	56.961		10.623		1:23.839		198.0	2:31.423		26	57.297		10.582		1:29.218		196.2	2:37.097			
7	1:05.051		13.561		Pit In		198.8	3:15.765		27	1:14.417		16.546		Pit In		196.2	3:28.256			
8	Pit Out		10.951		1:38.553			34:36.388		28	Pit Out		11.423		1:35.672			34:27.766			
9	59.335		10.529		1:27.589		195.0	2:37.453		29	1:02.527		11.419		1:30.768		185.1	2:44.714			
10	58.244		10.749		1:23.662		197.7	2:32.655		30	1:02.561		11.476		Pit In		189.1	2:53.929			
11	56.441		10.972		1:24.357		197.1	2:31.770		31	Pit Out		11.668		1:32.161			3:42.893			
12	56.646		10.510		1:24.322		197.4	2:31.478		32	1:02.943		11.693		1:30.401		191.2	2:45.037			
13	57.367		10.482		1:23.526		196.2	2:31.375		33	1:10.248		12.192		Pit In		191.4	3:21.902			
14	1:13.451		14.985		Pit In		196.5	3:36.744		34	Pit Out		22.652		1:38.944			35:03.557			
15	Pit Out		14.128		1:38.890			33:37.567		35	1:05.693		12.927		1:34.855		186.3	2:53.475			
16	1:08.507		13.830		1:29.169		144.6	2:51.506		36	1:08.301		12.351		Pit In		186.4	3:07.766			
17	56.312		10.502		1:24.091		196.1	2:30.905		37	Pit Out		15.015		2:06.304			4:33.731			
18	56.156		10.780		1:26.099		196.6	2:33.035		38	1:13.592		13.796		1:45.433		139.9	3:12.821			
19	56.056		<u>10.359</u>		1:38.288		195.3	2:44.703		39	1:13.517		13.116		Pit In		172.4	3:20.685			
20	<u>55.450</u>		10.494		<u>1:23.235</u>		195.5	<u>2:29.179</u>		40											

Mini JCW											Mini JCW										
lap	Sect-1	Speed	Sect-2	Speed	Sect-3	Speed	TopSpeed	laptime	pit	lap	Sect-1	Speed	Sect-2	Speed	Sect-3	Speed	Topspeed	laptime	pit		
1	Pit Out		11.883		1:32.939			3:00.087		6	1:02.315		13.129		1:33.434		183.2	2:48.878			
2	56.787		10.669		1:24.633		200.2	2:32.089		7	<u>55.921</u>		<u>10.583</u>		<u>1:23.482</u>		200.0	<u>2:29.986</u>			
3	56.066		10.740		1:23.603		199.9	2:30.409		8	1:06.427		10.945		1:55.837		200.8	3:13.209			
4	1:05.120		13.435		Pit In		201.4	3:36.353		9	56.599		10.776		1:23.494		<u>203.1</u>	2:30.869			
5	Pit Out		18.398		1:50.329			42:11.406		10	1:04.120		14.125		Pit In		200.2	3:23.159			

Subaru Impreza											Subaru Impreza										
lap	Sect-1	Speed	Sect-2	Speed	Sect-3	Speed	TopSpeed	laptime	pit	lap	Sect-1	Speed	Sect-2	Speed	Sect-3	Speed	Topspeed	laptime	pit		
1	Pit Out		12.579		1:35.633			3:11.572		5	1:03.697		12.472		1:36.304		201.0	2:52.473			
2	57.128		<u>10.605</u>		1:23.980		202.3	2:31.713		6	<u>56.634</u>		10.661		<u>1:23.606</u>		202.5	<u>2:30.901</u>			
3	1:06.295		14.866		1:39.502		<u>205.2</u>	3:00.663		7	1:15.955		15.263		Pit In		203.3	3:36.364			
4	57.231		10.785		1:25.585		200.3	2:33.601		8											

Mini JCW											Mini JCW										
lap	Sect-1	Speed	Sect-2	Speed	Sect-3	Speed	TopSpeed	laptime	pit	lap	Sect-1	Speed	Sect-2	Speed	Sect-3	Speed	Topspeed	laptime	pit		
1	Pit Out		12.089		1:29.379			3:06.833		7	1:09.607		13.312		Pit In		195.3	3:21.876			
2	57.498		11.057		1:25.011		199.5	2:33.566		8	Pit Out		11.654		1:51.026			34:07.039			
3	1:04.312		12.036		1:28.243		198.6	2:44.591		9	57.756		10.857		1:25.728		198.7	2:34.341			
4	56.429		10.930		1:25.597		199.8	2:32.956		10	56.959		<u>10.592</u>		<u>1:23.519</u>		198.4	<u>2:31.070</u>			



TrackDay 28.09.2024

Igora Drive

TrackDay

28 September 2024

Laps and Sector Times - All Day

Igora Drive - 5183 mtr.

5	56.950	11.681	1:23.582	198.8	2:32.213	11	1:02.908	13.166	1:34.642	197.0	2:50.716
6	57.514	10.792	1:23.991	196.9	2:32.297	12	<u>56.148</u>	10.808	Pit In	<u>200.7</u>	3:32.013

Mini Cooper																			
lap	Sect-1	Speed	Sect-2	Speed	Sect-3	Speed	TopSpeed	laptime	pit	lap	Sect-1	Speed	Sect-2	Speed	Sect-3	Speed	Topspeed	laptime	pit
1	Pit Out		11.727		1:31.761			3:05.556		5	57.025		10.609		1:24.872		198.6	2:32.506	
2	57.537		11.058		1:28.300		199.1	2:36.895		6	56.856		<u>10.571</u>		1:24.588		198.2	2:32.015	
3	<u>56.763</u>		10.759		<u>1:24.047</u>		198.8	<u>2:31.569</u>		7	1:09.941		14.531		Pit In		198.3	3:37.584	
4	58.731		10.686		1:26.908		<u>199.5</u>	2:36.325		8									

Mini JCW																			
lap	Sect-1	Speed	Sect-2	Speed	Sect-3	Speed	TopSpeed	laptime	pit	lap	Sect-1	Speed	Sect-2	Speed	Sect-3	Speed	Topspeed	laptime	pit
1	Pit Out		14.796		1:38.257			3:12.690		7	Pit Out		14.919		1:41.266			36:38.580	
2	57.530		11.203		1:26.398		<u>199.4</u>	2:35.131		8	<u>56.609</u>		10.863		1:25.640		195.7	2:33.112	
3	1:11.991		16.660		1:50.827		196.9	3:19.478		9	1:14.254		14.237		1:59.687		197.1	3:28.178	
4	57.348		13.774		1:34.202		197.0	2:45.324		10	1:12.747		13.970		1:45.544		195.9	3:12.261	
5	56.768		<u>10.714</u>		1:25.552		190.4	2:33.034		11	56.836		10.898		<u>1:24.615</u>		194.6	<u>2:32.349</u>	
6	1:14.135		14.242		Pit In		193.0	3:25.888		12	1:13.433		14.560		Pit In		196.0	3:38.588	


Mini JCW																			
lap	Sect-1	Speed	Sect-2	Speed	Sect-3	Speed	TopSpeed	laptime	pit	lap	Sect-1	Speed	Sect-2	Speed	Sect-3	Speed	Topspeed	laptime	pit
1	Pit Out		11.336		1:53.491			3:24.482		4	1:12.576		14.266		1:39.588		194.7	3:06.430	
2	1:05.712		11.107		1:30.607		192.7	2:47.426		5	58.859		11.017		1:36.276		<u>196.7</u>	2:46.152	
3	<u>57.842</u>		<u>10.842</u>		<u>1:24.953</u>		194.5	<u>2:33.637</u>		6	1:22.091		19.890		Pit In		140.9	4:06.560	

Mini																			
lap	Sect-1	Speed	Sect-2	Speed	Sect-3	Speed	TopSpeed	laptime	pit	lap	Sect-1	Speed	Sect-2	Speed	Sect-3	Speed	Topspeed	laptime	pit
1	Pit Out		12.166		1:26.418			3:09.835		9	58.072		11.239		1:26.157		209.5	2:35.468	
2	1:03.671		11.839		1:29.286		203.7	2:44.796		10	58.992		12.050		Pit In		210.4	3:04.394	
3	1:03.028		11.594		1:26.613		208.4	2:41.235		11	Pit Out		12.459		1:39.062			38:16.310	
4	59.502		10.987		1:27.320		210.4	2:37.809		12	58.439		11.882		1:27.695		206.1	2:38.016	
5	1:03.461		11.992		Pit In		148.6	3:20.182		13	<u>58.011</u>		11.198		<u>1:25.088</u>		209.5	<u>2:34.297</u>	
6	Pit Out		11.024		1:25.576			34:33.146		14	59.697		11.029		1:25.857		<u>210.8</u>	2:36.583	
7	1:01.410		11.408		1:25.273		207.9	2:38.091		15	1:00.255		11.134		Pit In		204.9	3:04.133	
8	1:00.600		<u>10.936</u>		1:27.658		209.8	2:39.194		16									

Mini JCW																			
lap	Sect-1	Speed	Sect-2	Speed	Sect-3	Speed	TopSpeed	laptime	pit	lap	Sect-1	Speed	Sect-2	Speed	Sect-3	Speed	Topspeed	laptime	pit
1	Pit Out		11.730		1:28.615			2:55.028		6	1:03.199		10.842		Pit In		159.4	2:52.212	
2	58.691		10.694		1:33.355		201.8	2:42.740		7	Pit Out		12.410		1:36.076			36:40.457	
3	<u>58.170</u>		10.915		<u>1:25.394</u>		201.2	<u>2:34.479</u>		8	1:02.118		10.929		1:30.637		145.9	2:43.684	
4	1:03.913		11.740		1:40.768		201.5	2:56.421		9	1:25.134		<u>10.622</u>		1:32.409		172.8	3:08.165	
5	1:02.905		12.682		1:26.588		<u>202.7</u>	2:42.175		10	1:02.130		10.784		Pit In		200.4	2:50.875	

Honda Civic																			
lap	Sect-1	Speed	Sect-2	Speed	Sect-3	Speed	TopSpeed	laptime	pit	lap	Sect-1	Speed	Sect-2	Speed	Sect-3	Speed	Topspeed	laptime	pit
1	Pit Out		19.264		2:02.778			4:23.075		13	57.927		<u>11.131</u>		<u>1:29.955</u>		<u>154.5</u>	2:39.013	
2	1:11.626		14.994		1:54.961		128.6	3:21.581		14	<u>57.204</u>		11.148		1:30.012		154.0	<u>2:38.364</u>	
3	1:05.747		13.695		1:46.693		147.5	3:06.135		15	1:01.713		12.220		1:37.017		<u>154.5</u>	2:50.950	
4	1:03.990		12.823		1:45.040		141.2	3:01.853		16	57.437		11.208		1:35.125		<u>154.5</u>	2:43.770	
5	1:06.191		14.795		Pit In		146.0	3:27.525		17	57.805		11.597		1:37.085		153.4	2:46.487	
6	Pit Out		12.164		1:36.098			34:15.205		18	1:07.755		13.907		Pit In		107.8	3:28.109	
7	1:01.674		11.800		1:34.828		146.7	2:48.302		19	Pit Out		12.519		1:51.162			33:00.887	
8	58.447		11.540		1:31.887		146.2	2:41.874		20	1:08.742		12.840		1:50.980		132.4	3:12.562	
9	58.681		11.650		1:44.305		153.0	2:54.636		21	1:09.102		12.893		1:49.186		143.2	3:11.181	
10	59.908		11.804		1:35.095		151.9	2:46.807		22	1:09.257		15.002		1:53.609		144.2	3:17.868	
11	58.359		11.598		Pit In		150.5	3:01.621		23	1:13.831		13.301		1:47.100		145.3	3:14.232	
12	Pit Out		12.128		1:34.753			3:10.23.500		24	1:10.191		13.379		Pit In		142.0	3:30.691	

Mini GP1																			
lap	Sect-1	Speed	Sect-2	Speed	Sect-3	Speed	TopSpeed	laptime	pit	lap	Sect-1	Speed	Sect-2	Speed	Sect-3	Speed	Topspeed	laptime	pit
1	Pit Out		11.303		1:30.451			2:56.305		7	1:04.203		11.670		Pit In		182.7	3:12.790	
2	59.151		11.005		1:29.104		186.0	2:39.260		8	Pit Out		12.104		1:42.304			34:04.112	
3	1:00.223		11.095		<u>1:28.437</u>		183.5	2:39.755		9	59.711		11.735		1:30.048		175.1	2:41.494	
4	59.763		11.226		1:29.884		183.0	2:40.873		10	1:06.630		11.244		1:30.296		184.4	2:48.170	
5	<u>58.528</u>		11.180		1:29.622		186.3	2:39.330		11	58.979		11.304		1:31.967		183.2	2:42.250	



TrackDay 28.09.2024

Igora Drive

TrackDay

28 September 2024

Laps and Sector Times - All Day

Igora Drive - 5183 mtr.

6	58.835	<u>10.907</u>	1:28.974	186.1	<u>2:38.716</u>	12	58.669	10.999	Pit In	<u>186.7</u>	3:47.150
---	--------	---------------	----------	-------	-----------------	----	--------	--------	--------	--------------	----------

VW Golf																			
lap	Sect-1	Speed	Sect-2	Speed	Sect-3	Speed	TopSpeed	laptime	pit	lap	Sect-1	Speed	Sect-2	Speed	Sect-3	Speed	Topspeed	laptime	pit
1	Pit Out		12.295		1:32.823			3:18.421		7	Pit Out		15.547		1:48.218			35:13.819	
2	1:10.992		12.030		1:30.611		166.3	2:53.633		8	1:09.737		13.322		1:37.278		156.4	3:00.337	
3	1:01.980		11.814		1:29.010		194.5	2:42.804		9	1:05.184		12.178		1:30.693		182.4	2:48.055	
4	1:01.798		11.629		<u>1:28.005</u>		186.3	2:41.432		10	1:02.356		12.267		1:30.818		211.3	2:45.441	
5	<u>59.484</u>		<u>11.417</u>		1:28.518		210.3	<u>2:39.419</u>		11	1:03.174		11.875		1:30.465		<u>215.7</u>	2:45.514	
6	1:08.532		12.911		Pit In		193.5	3:22.719		12	1:05.641		12.971		Pit In		213.8	3:10.881	

Mini Cooper																			
lap	Sect-1	Speed	Sect-2	Speed	Sect-3	Speed	TopSpeed	laptime	pit	lap	Sect-1	Speed	Sect-2	Speed	Sect-3	Speed	Topspeed	laptime	pit
1	Pit Out		12.048		1:34.941			3:11.028		5	1:03.940		11.778		1:34.805		178.2	2:50.523	
2	1:01.314		<u>11.343</u>		1:29.695		178.5	2:42.352		6	<u>59.187</u>		11.463		<u>1:29.258</u>		176.9	<u>2:39.908</u>	
3	1:00.473		13.189		1:36.330		<u>178.6</u>	2:49.992		7	1:11.353		12.939		Pit In		176.5	3:23.936	
4	1:00.069		11.384		1:29.295		178.0	2:40.748		8									

Audi A5																			
lap	Sect-1	Speed	Sect-2	Speed	Sect-3	Speed	TopSpeed	laptime	pit	lap	Sect-1	Speed	Sect-2	Speed	Sect-3	Speed	Topspeed	laptime	pit
1	Pit Out		13.709		1:48.271			3:33.407		7	1:05.349		11.954		1:39.784		161.9	2:57.087	
2	1:05.331		11.690		1:42.106		153.3	2:59.127		8	1:03.074		12.492		1:32.896		157.0	2:48.462	
3	1:03.507		12.325		1:39.943		144.8	2:55.775		9	59.699		12.120		<u>1:29.305</u>		<u>188.1</u>	<u>2:41.124</u>	
4	1:04.867		12.290		1:40.377		150.6	2:57.534		10	1:00.276		11.967		1:31.526		164.6	2:43.769	
5	1:06.404		12.385		Pit In		165.8	3:30.946		11	<u>59.052</u>		<u>11.618</u>		Pit In		172.0	3:26.998	
6	Pit Out		15.474		1:42.376			37:38.296		12									

Mini Cooper																			
lap	Sect-1	Speed	Sect-2	Speed	Sect-3	Speed	TopSpeed	laptime	pit	lap	Sect-1	Speed	Sect-2	Speed	Sect-3	Speed	Topspeed	laptime	pit
1	Pit Out		16.973		1:59.517			3:58.089		6	Pit Out		12.261		1:37.311			35:26.126	
2	1:18.538		15.200		1:51.018		158.1	3:24.756		7	1:02.241		12.057		1:32.049		194.3	<u>2:46.347</u>	
3	1:16.726		15.325		1:51.448		174.4	3:23.499		8	1:03.099		11.908		<u>1:32.042</u>		195.1	2:47.049	
4	1:17.938		15.290		1:47.911		152.0	3:21.139		9	<u>1:01.419</u>		11.946		1:33.051		<u>196.2</u>	2:46.416	
5	1:14.398		13.822		Pit In		167.6	3:40.133		10	1:01.928		<u>11.587</u>		Pit In		<u>196.2</u>	2:59.748	

Mini JCW																			
lap	Sect-1	Speed	Sect-2	Speed	Sect-3	Speed	TopSpeed	laptime	pit	lap	Sect-1	Speed	Sect-2	Speed	Sect-3	Speed	Topspeed	laptime	pit
1	Pit Out		14.579		1:54.189			3:36.297		3	1:11.740		14.310		1:48.996		172.5	<u>3:15.046</u>	
2	1:20.212		13.903		<u>1:47.769</u>		165.7	3:21.884		4	<u>1:08.304</u>		<u>13.474</u>		Pit In		<u>175.1</u>	3:18.560	

Audi A5																			
lap	Sect-1	Speed	Sect-2	Speed	Sect-3	Speed	TopSpeed	laptime	pit	lap	Sect-1	Speed	Sect-2	Speed	Sect-3	Speed	Topspeed	laptime	pit
1	Pit Out		17.091		2:07.328			4:00.608		4	<u>1:13.750</u>		<u>14.700</u>		1:55.085		<u>147.2</u>	<u>3:23.535</u>	
2	1:19.884		16.713		2:00.077		136.0	3:36.674		5	1:16.281		15.148		<u>1:52.829</u>		143.9	3:24.258	
3	1:17.870		14.710		1:54.653		138.4	3:27.233		6	1:16.273		14.780		Pit In		111.7	3:45.914	