

# TrackDay 08.09.2024

## Igora Drive

TrackDay  
Laps and Sector Times - All Day

8 September 2024  
Igora Drive - 5183 mtr.

										Porsche 911									
lap	Sect-1	Speed	Sect-2	Speed	Sect-3	Speed	TopSpeed	laptime	pit	lap	Sect-1	Speed	Sect-2	Speed	Sect-3	Speed	Topspeed	laptime	pit
1	Pit Out		40.778		39.710			2:23.135		9	Pit Out		1:26.920		48.732		194.0	9:11.910	
2	47.398		38.845		39.031		261.5	2:05.274		10	56.354		45.711		Pit In		29:33.282		
3	54.533		45.322		42.431		264.8	2:22.286		11	Pit Out		42.131		44.214		266.9	2:03.145	
4	47.259		38.599		38.335		264.8	2:04.193		12	<u>47.126</u>		<u>37.772</u>		38.247		265.7	2:39.866	
5	52.155		44.608		Pit In		266.6	2:41.165		13	1:00.974		54.633		44.259		265.7	2:03.525	
6	Pit Out		43.958		40.200			17:35.204		14	47.245		38.217		<u>38.063</u>		267.6	2:38.528	
7	47.940		38.577		38.080		<u>268.1</u>	2:04.597		15	54.092		45.153		Pit In				
8	52.322		47.089		Pit In		267.6	2:37.013		16									

										Lamborghini Huracan									
lap	Sect-1	Speed	Sect-2	Speed	Sect-3	Speed	TopSpeed	laptime	pit	lap	Sect-1	Speed	Sect-2	Speed	Sect-3	Speed	Topspeed	laptime	pit
1	Pit Out		49.932		45.651			3:03.606		37	51.085		41.854		41.376		249.8	2:14.315	
2	52.738		43.590		42.336		231.5	2:18.664		38	50.810		42.621		40.561		256.8	2:13.992	
3	52.859		43.178		41.921		257.7	2:17.958		39	50.869		42.162		40.777		254.2	2:13.808	
4	51.309		43.844		45.812		257.1	2:20.965		40	50.043		<u>41.239</u>		41.355		256.8	2:12.637	
5	51.912		43.255		42.581		258.8	2:17.748		41	50.248		41.563		40.252		256.0	2:12.063	
6	59.775		56.080		Pit In		259.5	2:58.147		42	50.583		41.417		40.416		257.5	2:12.416	
7	Pit Out		48.072		48.264			13:05.317		43	59.903		1:08.476		Pit In		251.7	3:12.400	
8	50.195		42.344		40.780		254.0	2:13.319		44	Pit Out		47.807		50.769			36:21.292	
9	51.129		41.584		40.325		259.3	2:13.038		45	51.477		42.823		41.176		250.8	2:15.476	
10	50.312		41.594		39.990		260.4	2:11.896		46	51.582		42.924		40.245		255.3	2:14.751	
11	50.917		41.699		40.129		259.9	2:12.745		47	51.275		41.968		40.460		258.4	2:13.703	
12	1:05.403		56.982		Pit In		259.9	3:05.563		48	50.001		41.981		40.494		257.7	2:12.476	
13	Pit Out		45.304		46.845			8:56.007		49	1:07.955		1:38.449		Pit In		257.3	4:06.773	
14	50.172		41.752		40.167		258.4	2:12.091		50	Pit Out		49.331		54.835			9:53.181	
15	50.047		43.365		40.364		259.9	2:13.776		51	51.242		41.890		40.241		258.4	2:13.373	
16	<u>49.647</u>		41.720		42.920		259.5	2:14.287		52	49.963		41.474		40.208		260.4	<u>2:11.645</u>	
17	49.965		42.595		42.444		255.3	2:15.004		53	50.417		41.289		Pit In		260.2	2:22.540	
18	51.347		42.325		41.179		225.6	2:14.851		54	Pit Out		46.789		40.656			7:38.034	
19	50.932		41.661		41.499		260.2	2:14.092		55	50.068		42.176		40.441		259.3	2:12.685	
20	1:08.080		1:00.837		Pit In		<u>260.6</u>	3:33.958		56	52.057		42.312		Pit In		258.8	2:30.785	
21	Pit Out		1:07.898		1:01.488			1:53:45.958		57	Pit Out		43.488		43.166			29:33.626	
22	55.125		47.057		41.943		206.8	2:24.125		58	51.599		42.341		<u>39.923</u>		255.5	2:13.863	
23	51.037		43.060		41.024		250.6	2:15.121		59	50.740		41.931		40.357		258.2	2:13.028	
24	51.548		43.460		41.698		255.5	2:16.706		60	51.086		44.425		40.547		257.7	2:16.058	
25	51.038		42.790		40.262		257.5	2:14.090		61	50.028		41.632		40.458		257.5	2:12.118	
26	51.017		42.179		40.646		257.1	2:13.842		62	50.250		42.242		40.588		256.8	2:13.080	
27	1:03.752		57.330		Pit In		258.2	3:11.133		63	49.786		41.987		40.652		257.3	2:12.425	
28	Pit Out		48.518		46.183			10:15.410		64	1:06.912		59.799		Pit In		257.7	3:13.357	
29	50.956		42.068		40.182		253.4	2:13.206		65	Pit Out		52.651		49.984			9:46.108	
30	51.970		43.415		40.947		257.3	2:16.332		66	54.294		45.568		43.805		253.2	2:23.667	
31	53.559		43.863		40.866		255.5	2:18.288		67	54.797		43.877		43.311		244.3	2:21.985	
32	50.702		42.149		41.538		259.5	2:14.389		68	51.725		42.312		41.635		251.9	2:15.672	
33	51.399		41.942		40.458		254.9	2:13.799		69	51.855		43.400		42.026		254.0	2:17.281	
34	50.792		42.595		41.783		258.2	2:15.170		70	51.064		42.749		41.119		251.0	2:14.932	
35	1:04.284		52.739		Pit In		250.2	2:54.150		71	53.938		44.997		Pit In		239.6	2:35.161	
36	Pit Out		48.152		53.461			8:18.035		72									

										Porsche GT3									
lap	Sect-1	Speed	Sect-2	Speed	Sect-3	Speed	TopSpeed	laptime	pit	lap	Sect-1	Speed	Sect-2	Speed	Sect-3	Speed	Topspeed	laptime	pit
1	Pit Out		47.334		43.511			2:43.214		12	59.095		55.448		51.912		247.5	2:46.455	
2	51.058		41.589		41.839		248.5	2:14.486		13	50.112		<u>41.356</u>		41.236		245.3	2:12.704	
3	52.163		42.658		41.444		248.1	2:16.265		14	50.877		41.757		40.765		246.3	2:13.399	
4	49.998		43.303		40.843		247.5	2:14.144		15	1:04.235		57.184		Pit In		247.9	3:16.990	
5	53.367		45.506		49.212		247.7	2:28.085		16	Pit Out		43.888		55.213			33:00.102	
6	52.274		43.499		41.747		187.7	2:17.520		17	52.178		44.014		41.435		242.1	2:17.627	
7	55.865		59.392		Pit In		248.7	3:13.806		18	1:07.599		1:01.003		56.006		245.5	3:04.608	
8	Pit Out		42.231		41.437			35:17.076		19	51.789		44.505		41.921		243.5	2:18.215	
9	<u>49.915</u>		41.807		<u>40.518</u>		<u>249.2</u>	<u>2:12.240</u>		20	52.341		43.429		41.673		247.1	2:17.443	
10	50.386		42.548		41.175		248.5	2:14.109		21	51.910		42.208		42.240		245.9	2:16.358	
11	51.543		41.631		40.832		247.7	2:14.006		22	1:10.046		1:38.272		Pit In		240.6	4:21.041	

										BMW M4									
lap	Sect-1	Speed	Sect-2	Speed	Sect-3	Speed	TopSpeed	laptime	pit	lap	Sect-1	Speed	Sect-2	Speed	Sect-3	Speed	Topspeed	laptime	pit
1	Pit Out		46.471		45.179			2:50.450		22	Pit Out		43.096		43.180			10:46.133	
2	53.168		43.462		42.848		240.4	2:19.478		23	51.205		43.153		44.656		239.4	2:19.014	



# TrackDay 08.09.2024

## Igora Drive

TrackDay

8 September 2024

Laps and Sector Times - All Day

Igora Drive - 5183 mtr.



3	51.925	1:01.158	Pit In	242.1	3:19.237	24	51.239	43.396	42.357	240.6	2:16.992
4	Pit Out	46.502	46.377		7:22.614	25	1:04.814	51.929	44.459	238.5	2:41.202
5	54.430	41.970	42.884	214.9	2:19.284	26	50.684	42.552	44.565	240.0	2:17.801
6	55.359	49.466	53.072	243.1	2:37.897	27	50.557	42.558	42.873	239.2	2:15.988
7	1:17.244	1:02.521	Pit In	138.7	3:34.370	28	1:05.457	1:05.203	Pit In	240.8	3:29.926
8	Pit Out	51.263	48.095		28:29.792	29	Pit Out	49.133	53.054		1:54:45.388
9	53.274	43.781	42.400	231.1	2:19.455	30	53.023	44.298	41.803	235.9	2:19.124
10	50.433	42.418	43.060	240.2	2:15.911	31	<u>50.132</u>	42.341	42.177	241.9	2:14.650
11	59.027	57.534	49.181	241.2	2:45.742	32	58.697	51.832	46.327	240.0	2:36.856
12	50.778	43.178	41.986	239.6	2:15.942	33	50.486	41.819	41.685	<u>243.7</u>	2:13.990
13	51.272	43.880	43.868	241.0	2:19.020	34	53.772	41.605	42.146	242.1	2:17.523
14	58.644	58.785	Pit In	241.0	3:04.181	35	1:00.714	58.791	Pit In	240.2	3:17.817
15	Pit Out	43.012	41.759		9:48.894	36	Pit Out	46.063	44.206		9:37.366
16	50.663	<u>41.221</u>	41.762	241.2	<u>2:13.646</u>	37	52.584	43.606	43.196	237.5	2:19.386
17	50.475	41.392	41.911	240.2	2:13.778	38	51.569	42.956	42.924	240.4	2:17.449
18	59.526	54.967	49.836	240.2	2:44.329	39	1:00.411	59.292	50.521	240.2	2:50.224
19	50.721	41.859	42.148	240.4	2:14.728	40	54.098	44.752	43.819	230.2	2:22.669
20	50.333	42.395	<u>41.200</u>	241.0	2:13.928	41	53.672	44.141	46.236	241.2	2:24.049
21	1:00.185	58.866	Pit In	241.7	3:10.575	42	1:05.163	1:05.543	Pit In	239.2	3:39.424

										Porsche GT4									
lap	Sect-1	Speed	Sect-2	Speed	Sect-3	Speed	TopSpeed	laptime	pit	lap	Sect-1	Speed	Sect-2	Speed	Sect-3	Speed	Topspeed	laptime	pit
1	Pit Out		47.905		45.165			2:53.797		13	58.720		44.288		43.162		228.8	2:26.170	
2	54.300		44.874		44.017		226.9	2:23.191		14	53.850		45.245		43.067		230.6	2:22.162	
3	54.283		44.508		43.163		230.8	2:21.954		15	1:03.074		1:05.317		Pit In		227.8	3:23.795	
4	53.047		44.397		43.461		230.6	2:20.905		16	Pit Out		43.907		47.621			9:32.827	
5	52.138		43.780		42.920		229.5	2:18.838		17	52.315		44.346		42.872		231.0	2:19.533	
6	52.674		44.210		43.603		229.5	2:20.487		18	51.692		43.757		43.643		231.5	2:19.092	
7	54.049		43.603		44.332		208.6	2:21.984		19	53.581		43.991		43.464		230.4	2:21.036	
8	1:00.309		1:08.693		Pit In		229.7	3:25.672		20	52.506		43.879		43.758		230.6	2:20.143	
9	Pit Out		44.889		43.454			7:30.161		21	<u>51.628</u>		<u>42.646</u>		42.962		232.0	<u>2:17.236</u>	
10	52.693		44.513		<u>42.727</u>		<u>232.4</u>	2:19.933		22	52.269		43.987		44.195		211.3	2:20.451	
11	53.561		44.211		42.847		232.2	2:20.619		23	59.612		1:10.673		Pit In		222.2	3:31.007	
12	52.643		44.220		44.251		230.4	2:21.114		24									

										BMW M4									
lap	Sect-1	Speed	Sect-2	Speed	Sect-3	Speed	TopSpeed	laptime	pit	lap	Sect-1	Speed	Sect-2	Speed	Sect-3	Speed	Topspeed	laptime	pit
1	Pit Out		46.726		50.622			2:51.637		15	Pit Out		54.953		45.354			39:07.725	
2	54.596		45.605		45.587		234.4	2:25.788		16	52.593		43.864		43.306		242.9	2:19.763	
3	53.236		43.467		44.998		241.9	2:21.701		17	52.367		1:15.879		Pit In		242.3	4:03.004	
4	59.351		49.203		47.074		234.7	2:35.628		18	Pit Out		44.102		43.815			4:43.953	
5	54.635		44.031		46.369		242.5	2:25.035		19	<u>51.804</u>		43.822		43.382		243.5	2:19.008	
6	52.712		44.022		43.488		244.3	2:20.222		20	56.299		50.226		Pit In		235.3	2:57.972	
7	1:09.633		1:01.336		Pit In		243.9	3:32.124		21	Pit Out		47.604		44.847			4:24.718	
8	Pit Out		46.074		45.284			34:16.063		22	52.520		43.285		42.969		243.3	2:18.774	
9	54.525		43.318		43.717		<u>244.7</u>	2:21.560		23	52.147		43.270		<u>42.762</u>		244.1	2:18.179	
10	52.513		43.415		43.885		244.3	2:19.813		24	51.934		<u>42.821</u>		43.280		244.3	<u>2:18.035</u>	
11	1:00.555		49.211		48.620		243.3	2:38.386		25	58.721		52.054		47.960		241.5	2:38.735	
12	1:00.735		46.626		43.809		233.8	2:31.170		26	52.531		44.793		43.246		240.4	2:20.570	
13	52.525		43.450		42.784		244.5	2:18.759		27	1:07.298		1:11.935		Pit In		243.3	3:47.785	
14	59.901		52.342		Pit In		243.3	3:01.721		28									

										BMW 4									
lap	Sect-1	Speed	Sect-2	Speed	Sect-3	Speed	TopSpeed	laptime	pit	lap	Sect-1	Speed	Sect-2	Speed	Sect-3	Speed	Topspeed	laptime	pit
1	Pit Out		45.269		48.105			2:41.914		8	59.563		1:00.382		57.217		214.5	2:57.162	
2	56.382		46.150		45.682		159.8	2:28.214		9	53.736		1:00.296		Pit In		211.1	3:40.921	
3	58.885		51.296		48.989		224.1	2:39.170		10	Pit Out		50.451		45.415			1:04:17.320	
4	54.480		46.450		51.799		190.3	2:32.729		11	54.355		45.002		<u>43.476</u>		250.4	2:22.833	
5	56.974		57.181		Pit In		172.5	2:59.222		12	54.062		44.616		44.483		<u>254.2</u>	2:23.161	
6	Pit Out		44.829		44.502			35:54.278		13	1:01.393		55.675		Pit In		239.0	3:04.988	
7	<u>52.697</u>		<u>43.675</u>		44.406		234.7	<u>2:20.778</u>		14									

										Nissan GTR									
lap	Sect-1	Speed	Sect-2	Speed	Sect-3	Speed	TopSpeed	laptime	pit	lap	Sect-1	Speed	Sect-2	Speed	Sect-3	Speed	Topspeed	laptime	pit
1	1:11.167		1:11.263		55.465			3:17.895		6	53.788		45.664		44.187		238.7	2:23.639	
2	54.815		44.632		44.327		253.2	2:23.774		7	53.562		45.438		<u>44.121</u>		238.9	2:23.121	
3	1:05.055		1:04.242		Pit In		224.1	3:31.276		8	1:05.456		1:07.535		50.879		239.8	3:03.870	
4	Pit Out		49.835		56.826			34:26.718		9	<u>53.348</u>		<u>44.067</u>		44.810		253.8	<u>2:22.225</u>	



# TrackDay 08.09.2024

## Igora Drive

TrackDay

8 September 2024

Laps and Sector Times - All Day

Igora Drive - 5183 mtr.

5	54.401	50.196	52.806	218.7	2:37.403	10	1:06.664	1:00.467	Pit In	<u>256.4</u>	3:26.766
---	--------	--------	--------	-------	----------	----	----------	----------	--------	--------------	----------

BMW X4 M																			
lap	Sect-1	Speed	Sect-2	Speed	Sect-3	Speed	TopSpeed	laptime	pit	lap	Sect-1	Speed	Sect-2	Speed	Sect-3	Speed	Topspeed	laptime	pit
1	58.593		48.262		47.250			2:34.105		4	<u>56.248</u>		<u>46.762</u>		47.631			<u>2:30.641</u>	
2	7:31.765		52.930		53.034			9:17.729		5	1:26.021		1:39.648		1:13.971			4:19.640	
3	57.607		47.449		<u>46.248</u>			2:31.304		6									

Mini Cooper																			
lap	Sect-1	Speed	Sect-2	Speed	Sect-3	Speed	TopSpeed	laptime	pit	lap	Sect-1	Speed	Sect-2	Speed	Sect-3	Speed	Topspeed	laptime	pit
1	Pit Out		52.623		53.311			3:11.245		12	59.256		49.335		49.143			197.5	2:37.734
2	1:08.288		51.117		Pit In		195.1	3:14.898		13	1:00.586		49.730		49.470			196.7	2:39.786
3	Pit Out		58.692		55.328			8:39.371		14	1:12.000		1:00.133		Pit In			195.1	3:24.836
4	1:02.172		50.711		50.936		197.4	2:43.819		15	Pit Out		50.384		54.137				33:02.796
5	59.569		48.504		49.441		195.9	2:37.514		16	<u>58.652</u>		47.987		49.667			197.4	2:36.306
6	1:01.520		50.491		49.842		196.6	2:41.853		17	58.697		<u>47.757</u>		<u>48.426</u>		<u>201.5</u>	<u>2:34.880</u>	
7	1:12.892		1:02.131		Pit In		189.9	3:39.445		18	59.068		49.494		48.946			198.6	2:37.508
8	Pit Out		53.577		53.197			26:24.886		19	1:01.423		50.385		49.448			197.3	2:41.256
9	59.830		48.883		51.475		195.0	2:40.188		20	1:03.847		52.950		52.159			198.7	2:48.956
10	59.717		50.123		49.780		195.3	2:39.620		21	1:03.323		55.898		Pit In			174.4	3:17.796
11	59.044		50.480		49.654		197.0	2:39.178		22									


Renault																			
lap	Sect-1	Speed	Sect-2	Speed	Sect-3	Speed	TopSpeed	laptime	pit	lap	Sect-1	Speed	Sect-2	Speed	Sect-3	Speed	Topspeed	laptime	pit
1	Pit Out		52.401		54.734			3:17.297		7	1:14.548		1:23.464		Pit In			173.0	4:14.359
2	<u>58.133</u>		1:18.870		Pit In		173.4	3:53.279		8	Pit Out		49.080		51.479			1:15:51.741	
3	Pit Out		49.682		51.713			6:43.900		9	1:00.129		49.087		50.993			174.5	2:40.209
4	58.489		49.783		<u>50.655</u>		174.4	2:38.927		10	59.535		50.829		51.601			174.3	2:41.965
5	58.531		<u>48.918</u>		51.358		174.2	<u>2:38.807</u>		11	59.277		51.209		50.969			174.2	2:41.455
6	58.649		49.814		51.012		172.8	2:39.475		12	1:27.722		1:16.313		Pit In			<u>174.7</u>	4:14.920

Honda Civic																			
lap	Sect-1	Speed	Sect-2	Speed	Sect-3	Speed	TopSpeed	laptime	pit	lap	Sect-1	Speed	Sect-2	Speed	Sect-3	Speed	Topspeed	laptime	pit
1	Pit Out		49.897		53.301			3:10.949		5	59.282		49.793		51.928			185.3	2:41.003
2	1:00.316		50.190		50.572		186.6	2:41.078		6	1:01.426		50.781		<u>50.002</u>			181.9	2:42.209
3	1:00.116		59.096		53.416		185.6	2:52.628		7	58.633		<u>48.444</u>		Pit In			<u>186.7</u>	3:08.671
4	<u>58.608</u>		49.674		51.201		185.3	<u>2:39.483</u>		8									

Mini Cooper Clubman																			
lap	Sect-1	Speed	Sect-2	Speed	Sect-3	Speed	TopSpeed	laptime	pit	lap	Sect-1	Speed	Sect-2	Speed	Sect-3	Speed	Topspeed	laptime	pit
1	Pit Out		52.330		49.407			3:10.454		10	<u>59.262</u>		50.560		50.039			201.0	2:39.861
2	59.713		53.439		50.061		205.9	2:43.213		11	1:00.185		53.026		54.268			196.5	2:47.479
3	1:02.289		57.850		Pit In		205.5	3:25.692		12	1:07.967		1:12.351		Pit In			151.4	3:54.739
4	Pit Out		50.684		50.537			44:06.765		13	Pit Out		1:13.980		50.187				32:53.935
5	1:00.858		<u>49.615</u>		Pit In		200.3	3:05.861		14	1:00.297		51.106		49.569			204.9	2:40.972
6	Pit Out		54.099		49.477			1:21:28.559		15	59.563		51.409		49.798			202.6	2:40.770
7	1:00.163		52.990		51.742		<u>206.6</u>	2:44.895		16	1:01.026		53.378		50.651			199.6	2:45.055
8	1:00.686		52.284		53.463		203.1	2:46.433		17	59.638		51.284		<u>48.884</u>			193.3	<u>2:39.806</u>
9	1:03.008		51.695		50.472		202.0	2:45.175		18	1:07.177		1:01.342		Pit In			197.3	3:27.899

BMW F36																			
lap	Sect-1	Speed	Sect-2	Speed	Sect-3	Speed	TopSpeed	laptime	pit	lap	Sect-1	Speed	Sect-2	Speed	Sect-3	Speed	Topspeed	laptime	pit
1	Pit Out		58.098		58.760			3:21.104		7	Pit Out		57.265		56.659			1:24:22.023	
2	1:05.860		57.455		58.848		<u>167.7</u>	3:02.163		8	<u>1:03.342</u>		55.737		<u>55.839</u>			166.2	<u>2:54.918</u>
3	1:04.895		55.602		57.757		163.3	2:58.254		9	1:08.073		<u>55.558</u>		57.088			165.6	3:00.719
4	1:04.592		56.757		56.933		166.6	2:58.282		10	1:04.659		1:11.166		Pit In			165.9	4:10.897
5	1:05.556		56.702		58.502		167.5	3:00.760		11	Pit Out		1:02.056		59.459				5:15.865
6	1:08.593		57.929		Pit In		149.4	3:38.385		12	1:05.002		56.422		Pit In			166.3	3:07.599

Mini Cooper R50																			
lap	Sect-1	Speed	Sect-2	Speed	Sect-3	Speed	TopSpeed	laptime	pit	lap	Sect-1	Speed	Sect-2	Speed	Sect-3	Speed	Topspeed	laptime	pit
1	Pit Out		1:01.647		1:02.594			3:26.187		4	1:07.392		59.600		1:02.485			156.0	3:09.477
2	1:06.105		1:00.029		<u>59.644</u>		154.8	<u>3:05.778</u>		5	1:07.845		<u>58.110</u>		1:00.064			156.5	3:06.019
3	<u>1:05.582</u>		58.120		1:02.904		<u>157.1</u>	3:06.606		6	1:17.710		1:20.764		Pit In			154.4	4:06.038



TrackDay 08.09.2024  
Igora Drive

TrackDay  
Laps and Sector Times - All Day

8 September 2024  
Igora Drive - 5183 mtr.

										McLaren 720S									
lap	Sect-1	Speed	Sect-2	Speed	Sect-3	Speed	TopSpeed	laptime	pit	lap	Sect-1	Speed	Sect-2	Speed	Sect-3	Speed	Topspeed	laptime	pit
1	Pit Out		51.769		44.846			2:54.905		2	57.705		56.759		Pit In		257.5	3:22.330	