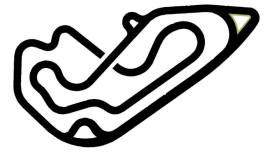


## RCRS Karting Endurance 2024 Igora Drive

Race  
Laps and Sector Times - Endurance

20 August 2024  
Igora - 1206mtr.

1 Maxim Turiev Team																			
lap	Sect-1	Speed	Sect-2	Speed	Sect-3	Speed	TopSpeed	laptime	pit	lap	Sect-1	Speed	Sect-2	Speed	Sect-3	Speed	Topspeed	laptime	pit
1	27.894		25.012		18.196		70.7	1:11.102		52	23.294		25.009		18.000		71.1	1:06.303	
2	22.831		25.060		18.104		72.0	1:05.995		53	22.809		24.963		17.936		71.5	1:05.708	
3	22.721		25.088		17.895		72.0	1:05.704		54	22.583		24.995		18.075		71.0	1:05.653	
4	22.684		24.932		18.082		71.4	1:05.698		55	22.774		24.980		17.909		71.9	1:05.663	
5	22.745		25.361		17.986		72.2	1:06.092		56	22.659		24.914		18.022		71.1	1:05.595	
6	23.478		25.106		18.135		71.8	1:06.719		57	22.417		24.787		17.812		72.5	1:05.016	
7	22.948		25.222		18.046		71.5	1:06.216		58	22.534		24.887		17.927		71.1	1:05.348	
8	22.800		25.104		17.930		71.5	1:05.834		59	22.399		24.788		17.936		71.5	1:05.123	
9	22.746		25.078		18.028		71.6	1:05.852		60	22.359		24.785		17.925		71.7	1:05.069	
10	22.609		25.200		18.061		71.2	1:05.870		61	22.399		24.835		17.821		71.9	1:05.055	
11	22.802		25.044		18.026		71.2	1:05.872		62	22.541		24.823		17.860		71.5	1:05.224	
12	22.813		25.266		Pit In			4:04.412		63	22.510		25.249		18.554		70.0	1:06.313	
13	Pit Out		24.994		17.952		71.6	1:02.344		64	22.556		24.770		17.961		71.6	1:05.287	
14	22.802		24.805		17.790		72.9	1:05.397		65	22.530		24.721		17.915		71.5	1:05.166	
15	22.661		<u>24.672</u>		17.992		<u>73.0</u>	1:05.325		66	22.468		24.771		17.783		72.7	1:05.022	
16	22.998		24.818		18.085		71.3	1:05.901		67	22.745		24.723		17.934		71.5	1:05.402	
17	22.947		24.920		18.372		70.4	1:06.239		68	22.390		24.773		17.834		71.9	1:04.997	
18	22.857		24.713		17.941		71.9	1:05.511		69	22.289		24.767		17.873		71.6	1:04.929	
19	22.619		25.189		17.876		71.9	1:05.684		70	22.434		24.767		Pit In			4:05.701	
20	22.626		25.049		17.905		71.7	1:05.580		71	Pit Out		24.987		18.138		70.7	1:02.315	
21	22.456		24.915		18.019		71.1	1:05.390		72	22.639		24.862		17.957		71.6	1:05.458	
22	22.834		24.887		18.431		71.0	1:06.152		73	22.711		24.758		17.903		71.6	1:05.372	
23	23.050		25.226		18.674		70.8	1:06.950		74	22.634		24.822		17.871		71.6	1:05.327	
24	23.350		24.787		17.785		72.0	1:05.922		75	22.611		24.740		17.788		72.0	1:05.139	
25	22.358		24.971		17.927		71.4	1:05.256		76	22.351		24.672		17.752		72.4	<u>1:04.775</u>	
26	22.781		24.881		17.942		71.7	1:05.604		77	<u>22.284</u>		24.945		17.969		72.0	1:05.198	
27	22.832		25.081		17.922		71.7	1:05.835		78	25.584		24.881		17.861		72.1	1:08.326	
28	22.955		25.035		17.993		71.2	1:05.983		79	22.410		24.939		17.928		72.5	1:05.277	
29	22.904		25.066		17.987		71.8	1:05.957		80	22.533		25.116		18.082		70.8	1:05.731	
30	22.936		25.007		17.869		71.8	1:05.812		81	22.546		24.688		<u>17.696</u>		72.9	1:04.930	
31	23.864		25.071		17.996		71.6	1:06.931		82	22.509		24.829		17.811		71.8	1:05.149	
32	22.850		25.080		18.021		71.5	1:05.951		83	22.417		24.886		18.273		71.1	1:05.576	
33	22.762		25.129		18.168		70.4	1:06.059		84	22.294		24.780		17.848		72.0	1:04.922	
34	23.725		25.263		17.780		72.2	1:06.768		85	22.523		24.691		17.825		72.0	1:05.039	
35	22.991		25.431		17.922		71.3	1:06.344		86	22.433		24.700		17.854		71.8	1:04.987	
36	23.040		25.269		17.888		71.7	1:06.197		87	22.395		24.807		17.746		72.8	1:04.948	
37	23.159		25.116		17.901		71.8	1:06.176		88	22.809		24.815		17.818		71.9	1:05.442	
38	22.481		24.862		17.889		71.6	1:05.232		89	22.441		24.747		17.846		71.8	1:05.034	
39	23.221		25.057		18.016		71.9	1:06.294		90	22.569		24.790		17.920		71.6	1:05.279	
40	22.807		24.972		17.811		72.4	1:05.590		91	22.381		24.755		17.772		72.0	1:04.908	
41	22.655		24.944		17.856		72.2	1:05.455		92	22.484		24.767		17.824		72.0	1:05.075	
42	22.690		25.046		17.843		71.8	1:05.579		93	22.356		24.733		17.822		72.2	1:04.911	
43	22.681		24.897		17.842		72.5	1:05.420		94	22.487		24.910		17.960		71.7	1:05.357	
44	22.671		25.049		17.778		71.6	1:05.498		95	22.453		24.735		17.874		71.7	1:05.062	
45	22.820		25.571		17.858		72.0	1:06.249		96	22.431		24.703		17.788		71.9	1:04.922	
46	22.591		24.999		18.213		71.2	1:05.803		97	22.384		24.691		17.815		71.7	1:04.890	
47	22.856		24.841		17.981		71.7	1:05.678		98	22.385		24.706		17.898		71.9	1:04.989	
48	22.867		24.917		17.834		71.9	1:05.618		99	22.376		24.774		17.891		72.0	1:05.041	




## RCRS Karting Endurance 2024 Igora Drive

Race  
Laps and Sector Times - Endurance

20 August 2024  
Igora - 1206mtr.

49	22.812	24.958	18.133	70.5	1:05.903	100	22.359	24.883	18.019	71.4	1:05.261
50	22.790	24.962	Pit In		4:05.552	101	22.426	24.752	17.865	71.9	1:05.043
51	Pit Out	25.265	18.129	70.7	1:03.296	102	22.474	24.714	17.839	71.6	1:05.027

2		Kirill Smal` Team																			
lap	Sect-1	Speed	Sect-2	Speed	Sect-3	Speed	TopSpeed	laptime	pit	lap	Sect-1	Speed	Sect-2	Speed	Sect-3	Speed	Topspeed	laptime	pit		
1	26.649		25.085		18.159		71.3	1:09.893		52	Pit Out		25.155		18.024		71.1	1:03.922			
2	23.306		25.729		18.670		69.6	1:07.705		53	23.733		25.101		17.900		72.2	1:06.734			
3	23.968		24.908		18.051		72.0	1:06.927		54	23.009		24.995		17.896		71.6	1:05.900			
4	22.766		25.186		18.031		72.3	1:05.983		55	22.834		24.940		17.798		72.4	1:05.572			
5	22.549		24.950		17.918		72.2	1:05.417		56	22.792		25.026		18.019		71.3	1:05.837			
6	22.449		24.794		17.857		72.5	1:05.100		57	22.693		25.033		17.853		71.9	1:05.579			
7	22.554		24.734		17.873		72.3	1:05.161		58	22.787		25.112		17.849		72.3	1:05.748			
8	22.370		24.849		17.863		72.0	1:05.082		59	23.059		24.987		17.857		72.5	1:05.903			
9	22.584		24.657		17.897		72.6	1:05.138		60	22.783		25.002		17.981		71.3	1:05.766			
10	22.406		24.753		17.824		72.1	1:04.983		61	22.846		25.070		17.843		72.0	1:05.759			
11	22.678		<u>24.631</u>		Pit In			4:04.598		62	23.413		25.003		18.326		69.7	1:06.742			
12	Pit Out		24.838		18.031		70.6	1:02.112		63	22.593		25.061		17.880		71.1	1:05.534			
13	22.751		24.905		17.923		71.1	1:05.579		64	22.724		25.101		17.929		71.3	1:05.754			
14	22.814		24.859		17.914		71.1	1:05.587		65	22.668		25.016		17.876		72.1	1:05.560			
15	22.659		24.880		17.894		71.1	1:05.433		66	22.740		25.178		17.848		<u>73.0</u>	1:05.766			
16	22.681		24.853		17.932		71.2	1:05.466		67	22.899		25.127		18.206		70.2	1:06.232			
17	22.701		24.754		17.942		71.3	1:05.397		68	22.763		25.097		17.948		70.6	1:05.808			
18	22.526		24.703		17.953		71.2	1:05.182		69	22.645		25.205		18.043		70.6	1:05.893			
19	22.643		24.777		17.898		71.3	1:05.318		70	22.879		25.103		17.929		71.3	1:05.911			
20	22.548		24.786		17.747		72.3	1:05.081		71	22.778		25.171		Pit In			4:04.419			
21	22.543		24.981		17.831		72.0	1:05.355		72	Pit Out		25.089		17.881		71.9	1:02.157			
22	22.442		24.968		17.987		71.0	1:05.397		73	22.758		25.862		17.881		72.1	1:06.501			
23	22.535		24.841		17.854		71.3	1:05.230		74	22.640		25.152		17.880		72.1	1:05.672			
24	22.535		24.864		17.858		71.1	1:05.257		75	22.752		24.897		17.882		71.7	1:05.531			
25	22.662		24.868		17.859		71.4	1:05.389		76	22.535		24.923		17.735		72.4	1:05.193			
26	22.427		24.870		17.821		71.3	1:05.118		77	22.371		24.884		17.736		72.3	1:04.991			
27	22.561		24.839		17.893		71.2	1:05.293		78	22.513		24.800		17.696		72.7	1:05.009			
28	22.457		24.874		17.823		71.5	1:05.154		79	22.496		24.812		17.763		72.4	1:05.071			
29	22.801		24.860		17.895		71.3	1:05.556		80	22.603		24.817		17.818		72.2	1:05.238			
30	22.608		24.879		17.769		72.3	1:05.256		81	22.524		24.816		17.705		72.3	1:05.045			
31	22.667		24.786		18.106		69.6	1:05.559		82	22.485		24.746		17.690		72.7	1:04.921			
32	22.633		24.862		18.022		70.7	1:05.517		83	22.347		24.962		17.690		72.6	1:04.999			
33	22.503		24.906		17.861		71.1	1:05.270		84	22.438		24.751		<u>17.621</u>		<u>73.0</u>	1:04.810			
34	22.544		24.842		17.835		71.0	1:05.221		85	22.343		24.973		17.919		72.0	1:05.235			
35	22.768		24.889		17.896		71.1	1:05.553		86	22.486		24.843		17.710		72.4	1:05.039			
36	22.578		24.925		17.847		70.9	1:05.350		87	22.447		24.736		17.652		72.3	1:04.835			
37	22.606		24.861		17.918		70.7	1:05.385		88	22.420		24.811		17.739		72.3	1:04.970			
38	22.621		24.985		17.898		70.7	1:05.504		89	22.387		24.855		17.769		72.4	1:05.011			
39	22.596		24.980		17.930		70.7	1:05.506		90	22.435		24.864		17.766		72.3	1:05.065			
40	22.631		24.879		17.945		70.8	1:05.455		91	22.482		24.981		17.702		72.1	1:05.165			
41	22.694		24.858		17.981		70.7	1:05.533		92	22.567		24.980		17.854		72.0	1:05.401			
42	22.641		24.919		17.965		71.0	1:05.525		93	22.308		24.820		17.723		72.5	1:04.851			
43	22.647		24.930		17.927		70.8	1:05.504		94	22.429		24.891		17.727		72.3	1:05.047			
44	22.721		24.885		17.949		70.8	1:05.555		95	22.312		24.979		17.798		72.3	1:05.089			





## RCRS Karting Endurance 2024 Igora Drive

Race  
Laps and Sector Times - Endurance

20 August 2024  
Igora - 1206mtr.

45	22.689	24.971	17.895	70.9	1:05.555	96	22.656	24.819	17.815	72.1	1:05.290
46	22.683	24.936	17.888	71.1	1:05.507	97	22.487	24.881	17.671	72.7	1:05.039
47	22.512	25.018	17.880	71.3	1:05.410	98	22.346	24.995	17.841	71.7	1:05.182
48	22.603	24.897	17.864	71.3	1:05.364	99	22.598	24.956	17.646	72.8	1:05.200
49	22.690	24.861	17.853	72.3	1:05.404	100	<u>22.241</u>	24.880	17.637	<u>73.0</u>	<u>1:04.758</u>
50	22.731	24.985	18.009	71.2	1:05.725	101	22.598	24.937	17.734	72.8	1:05.269
51	22.774	24.926	Pit In		4:03.790	102	22.454	24.812	18.027	71.0	1:05.293

3 Maxim Arhangelsky Team																			
lap	Sect-1	Speed	Sect-2	Speed	Sect-3	Speed	TopSpeed	laptime	pit	lap	Sect-1	Speed	Sect-2	Speed	Sect-3	Speed	Topspeed	laptime	pit
1	25.951		25.116		18.445		71.0	1:09.512		52	Pit Out		25.448		18.039		71.9	1:03.109	
2	23.258		25.236		18.643		69.8	1:07.137		53	22.821		25.724		17.908		72.4	1:06.453	
3	25.206		26.226		18.113		70.9	1:09.545		54	23.063		25.138		17.834		72.5	1:06.035	
4	23.535		25.743		19.130		69.2	1:08.408		55	23.198		25.306		17.936		<u>73.6</u>	1:06.440	
5	23.093		25.101		18.716		70.8	1:06.910		56	22.982		25.129		17.845		72.8	1:05.956	
6	22.989		25.049		18.390		69.8	1:06.428		57	22.957		25.155		17.870		72.0	1:05.982	
7	22.995		25.071		18.211		70.5	1:06.277		58	22.738		25.100		17.943		72.9	1:05.781	
8	22.774		25.043		18.114		71.4	1:05.931		59	22.887		24.979		18.214		71.3	1:06.080	
9	22.935		25.025		18.164		70.8	1:06.124		60	22.923		25.050		17.904		72.3	1:05.877	
10	22.868		24.975		Pit In			4:06.158		61	22.808		25.007		17.847		72.4	1:05.662	
11	Pit Out		25.796		17.993		70.7	1:03.972		62	23.032		25.231		18.009		72.2	1:06.272	
12	22.825		25.179		18.168		70.2	1:06.172		63	22.726		25.090		<u>17.772</u>		72.8	1:05.588	
13	23.200		25.023		17.943		71.2	1:06.166		64	22.761		25.126		17.838		72.9	1:05.725	
14	23.301		24.990		17.961		70.8	1:06.252		65	22.674		25.190		17.912		72.2	1:05.776	
15	22.594		24.983		17.975		70.8	1:05.552		66	22.888		25.170		17.827		72.9	1:05.885	
16	22.475		25.018		18.031		70.6	1:05.524		67	22.663		25.230		18.336		72.3	1:06.229	
17	22.529		24.918		18.015		70.8	1:05.462		68	24.160		25.305		17.904		73.2	1:07.369	
18	22.703		25.025		17.885		71.5	1:05.613		69	22.978		25.304		17.967		71.8	1:06.249	
19	22.584		24.951		17.919		71.4	1:05.454		70	22.695		25.076		Pit In			4:04.986	
20	22.490		24.945		18.006		71.2	1:05.441		71	Pit Out		25.546		18.095		71.6	1:04.315	
21	22.502		25.092		17.917		71.2	1:05.511		72	23.407		25.119		18.151		71.2	1:06.677	
22	22.696		<u>24.813</u>		17.918		71.4	1:05.427		73	23.199		25.157		18.027		71.8	1:06.383	
23	22.607		25.009		17.963		71.2	1:05.579		74	23.065		25.092		18.117		71.6	1:06.274	
24	22.556		25.019		17.981		70.9	1:05.556		75	23.072		25.230		18.107		71.7	1:06.409	
25	22.504		25.058		17.893		71.6	1:05.455		76	23.059		25.108		18.047		71.7	1:06.214	
26	22.674		24.965		17.974		71.0	1:05.613		77	23.094		25.152		18.102		71.8	1:06.348	
27	22.736		25.203		17.965		71.3	1:05.904		78	23.020		25.152		17.994		72.0	1:06.166	
28	22.518		24.991		17.986		71.0	1:05.495		79	23.063		25.089		18.045		72.0	1:06.197	
29	22.625		24.855		17.898		71.1	1:05.378		80	23.010		25.073		17.967		71.9	1:06.050	
30	22.581		25.209		17.943		71.4	1:05.733		81	23.114		25.036		17.936		72.4	1:06.086	
31	22.594		25.088		17.990		70.8	1:05.672		82	23.044		25.079		18.090		72.0	1:06.213	
32	22.552		24.949		17.905		71.2	1:05.406		83	22.900		25.115		17.897		72.2	1:05.912	
33	22.600		24.973		17.983		71.1	1:05.556		84	23.000		24.986		17.912		72.3	1:05.898	
34	22.503		25.000		17.892		71.2	1:05.395		85	23.030		25.018		18.027		72.1	1:06.075	
35	22.661		24.909		17.835		71.6	1:05.405		86	22.917		25.001		17.903		72.3	1:05.821	
36	22.631		25.231		18.180		70.6	1:06.042		87	23.056		25.052		17.914		72.3	1:06.022	
37	22.739		24.901		18.326		70.1	1:05.966		88	23.240		24.998		17.962		72.1	1:06.200	
38	22.697		24.862		17.811		71.8	1:05.370		89	22.878		25.141		17.935		72.2	1:05.954	
39	22.474		24.961		18.257		71.9	1:05.692		90	23.038		25.132		17.825		72.5	1:05.995	
40	23.191		25.315		18.005		70.6	1:06.511		91	23.201		25.117		17.855		72.6	1:06.173	



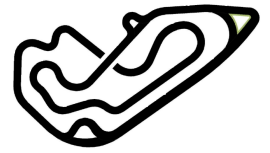
## RCRS Karting Endurance 2024 Igora Drive

Race  
Laps and Sector Times - Endurance

20 August 2024  
Igora - 1206mtr.

41	22.519	24.873	17.975	71.3	1:05.367	92	23.075	25.486	17.914	72.4	1:06.475
42	22.627	24.900	17.776	71.9	1:05.303	93	23.093	25.214	18.053	71.7	1:06.360
43	22.294	24.992	17.790	72.2	<u>1:05.076</u>	94	22.999	25.133	18.084	71.7	1:06.216
44	<u>22.293</u>	24.931	17.953	71.3	1:05.177	95	23.004	25.120	18.050	71.9	1:06.174
45	22.552	24.974	18.430	70.6	1:05.956	96	23.034	25.049	18.011	71.7	1:06.094
46	23.108	24.937	17.882	72.0	1:05.927	97	23.175	25.203	18.102	71.4	1:06.480
47	22.494	25.060	18.014	71.2	1:05.568	98	23.104	25.104	18.107	71.6	1:06.315
48	22.480	25.056	17.995	71.5	1:05.531	99	22.984	25.081	18.084	71.9	1:06.149
49	22.481	24.859	17.845	71.7	1:05.185	100	22.962	25.173	17.996	71.9	1:06.131
50	22.791	24.915	17.953	71.5	1:05.659	101	23.076	25.160	18.016	72.2	1:06.252
51	22.447	25.219	Pit In		4:05.863	102	23.133	25.149	18.045	72.2	1:06.327

4 Leonid Panfilov Team																			
lap	Sect-1	Speed	Sect-2	Speed	Sect-3	Speed	TopSpeed	laptime	pit	lap	Sect-1	Speed	Sect-2	Speed	Sect-3	Speed	TopSpeed	laptime	pit
1	25.667		24.990		17.926		<u>73.0</u>	1:08.583		52	Pit Out		25.820		18.329		70.4	1:03.851	
2	22.632		24.955		17.949		71.5	1:05.536		53	23.060		25.433		18.099		70.8	1:06.592	
3	22.417		25.076		<u>17.684</u>		72.4	1:05.177		54	23.183		25.482		18.158		71.2	1:06.823	
4	<u>22.210</u>		24.921		17.861		72.9	1:04.992		55	23.316		25.467		18.320		70.1	1:07.103	
5	22.342		24.924		17.947		72.0	1:05.213		56	23.261		25.238		18.134		71.1	1:06.633	
6	22.353		24.885		17.892		72.4	1:05.130		57	23.057		25.263		18.057		71.2	1:06.377	
7	22.327		24.762		17.985		72.1	1:05.074		58	23.090		25.311		18.062		70.9	1:06.463	
8	22.358		24.872		17.851		72.2	1:05.081		59	22.970		25.258		18.143		71.4	1:06.371	
9	22.568		24.830		17.834		72.5	1:05.232		60	22.890		25.312		18.182		70.0	1:06.384	
10	22.403		24.906		17.868		72.0	1:05.177		61	23.341		25.270		18.169		70.8	1:06.780	
11	22.448		24.842		17.843		72.3	1:05.133		62	22.891		25.321		18.130		71.0	1:06.342	
12	22.385		24.896		Pit In			4:01.479		63	23.350		25.271		18.329		70.6	1:06.950	
13	Pit Out		25.156		18.389		70.1	1:03.140		64	22.645		25.101		18.391		70.0	1:06.137	
14	22.792		25.116		18.306		70.2	1:06.214		65	23.037		25.138		18.026		71.0	1:06.201	
15	22.407		24.992		18.101		70.4	1:05.500		66	23.883		25.326		17.938		71.3	1:07.147	
16	22.611		24.875		18.154		70.6	1:05.640		67	22.839		25.566		18.134		70.3	1:06.539	
17	22.304		24.987		18.018		70.9	1:05.309		68	23.627		25.096		18.311		69.8	1:07.034	
18	22.312		25.010		17.973		71.5	1:05.295		69	23.045		25.419		18.222		70.2	1:06.686	
19	22.384		24.853		17.972		71.9	1:05.209		70	22.945		25.111		Pit In			4:04.474	
20	22.412		24.933		18.096		70.8	1:05.441		71	Pit Out		25.135		17.996		71.3	1:02.790	
21	22.334		24.946		18.058		71.0	1:05.338		72	22.637		25.015		17.966		71.4	1:05.618	
22	22.447		24.898		18.182		70.2	1:05.527		73	22.862		25.051		18.108		71.2	1:06.021	
23	22.388		25.038		18.066		71.0	1:05.492		74	22.484		24.781		17.987		71.1	1:05.252	
24	22.470		25.067		18.141		70.8	1:05.678		75	22.493		24.906		17.929		71.6	1:05.328	
25	22.354		24.986		18.101		70.7	1:05.441		76	22.465		24.834		17.914		71.5	1:05.213	
26	22.475		24.923		18.165		70.7	1:05.563		77	22.405		24.844		17.837		72.2	1:05.086	
27	22.455		25.008		18.158		70.8	1:05.621		78	22.489		24.970		18.090		70.9	1:05.549	
28	22.385		25.027		18.083		71.1	1:05.495		79	22.711		24.959		17.934		71.9	1:05.604	
29	22.410		24.935		18.178		70.6	1:05.523		80	22.494		24.908		17.912		71.9	1:05.314	
30	22.407		24.982		18.074		71.1	1:05.463		81	22.443		24.781		17.799		72.8	1:05.023	
31	22.358		25.036		18.209		70.7	1:05.603		82	22.736		24.741		17.879		72.2	1:05.356	
32	22.366		24.914		18.192		70.6	1:05.472		83	22.822		24.963		17.772		72.7	1:05.557	
33	22.598		25.076		18.153		70.7	1:05.827		84	22.888		25.006		17.842		72.5	1:05.736	
34	22.531		25.017		18.148		70.7	1:05.696		85	22.711		25.080		18.454		69.2	1:06.245	
35	22.440		25.045		18.120		70.1	1:05.605		86	22.320		24.798		18.004		71.5	1:05.122	
36	22.528		25.116		18.139		70.6	1:05.783		87	22.567		24.825		17.910		71.6	1:05.302	



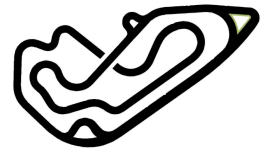
## RCRS Karting Endurance 2024 Igora Drive

Race  
Laps and Sector Times - Endurance

20 August 2024  
Igora - 1206mtr.

37	22.672	25.082	18.125	70.8	1:05.879	88	22.394	24.776	17.913	71.3	1:05.083
38	22.654	24.970	Pit In		1:24.204	89	22.438	24.897	17.886	72.0	1:05.221
39	Pit Out	25.118	18.098	70.9	1:01.882	90	22.306	24.952	17.976	71.3	1:05.234
40	22.629	25.024	18.093	71.1	1:05.746	91	22.440	24.855	17.829	71.8	1:05.124
41	22.498	25.068	18.125	71.2	1:05.691	92	22.256	24.774	17.905	71.8	<u>1:04.935</u>
42	22.566	24.911	18.162	70.6	1:05.639	93	22.420	24.820	18.094	71.2	1:05.334
43	22.486	24.982	18.154	70.7	1:05.622	94	22.347	24.747	17.879	71.8	1:04.973
44	22.493	25.027	18.255	70.0	1:05.775	95	22.361	24.920	17.856	72.1	1:05.137
45	22.517	25.101	18.071	71.0	1:05.689	96	22.427	24.888	18.310	70.1	1:05.625
46	22.455	25.026	18.116	70.7	1:05.597	97	22.462	25.012	17.866	72.0	1:05.340
47	22.548	25.103	18.173	71.0	1:05.824	98	22.312	24.848	17.976	71.3	1:05.136
48	22.616	25.050	18.150	70.8	1:05.816	99	22.540	24.753	17.993	71.7	1:05.286
49	22.640	25.057	18.536	70.5	1:06.233	100	22.497	24.776	17.868	71.9	1:05.141
50	22.523	24.934	18.064	71.2	1:05.521	101	22.434	<u>24.722</u>	17.854	72.3	1:05.010
51	22.444	25.030	Pit In		4:03.030	102	22.593	24.956	17.983	71.5	1:05.532

5		Sergey Ievlev Team																	
lap	Sect-1	Speed	Sect-2	Speed	Sect-3	Speed	TopSpeed	laptime	pit	lap	Sect-1	Speed	Sect-2	Speed	Sect-3	Speed	Topspeed	laptime	pit
1	27.177		25.345		18.527		70.5	1:11.049		52	22.929		25.239		18.228		70.4	1:06.396	
2	23.184		25.022		17.991		71.4	1:06.197		53	22.964		25.246		18.252		70.5	1:06.462	
3	25.595		25.991		18.450		70.1	1:10.036		54	22.847		25.224		18.167		70.7	1:06.238	
4	23.237		25.601		18.112		71.1	1:06.950		55	22.892		25.070		18.206		70.5	1:06.168	
5	23.196		25.128		18.693		70.0	1:07.017		56	22.938		25.223		18.098		71.0	1:06.259	
6	23.239		25.165		18.021		71.6	1:06.425		57	22.712		24.920		18.055		70.6	1:05.687	
7	23.873		25.721		18.393		67.5	1:07.987		58	22.740		25.009		18.168		70.5	1:05.917	
8	23.479		25.098		18.191		70.1	1:06.768		59	22.695		25.162		18.026		71.3	1:05.883	
9	23.046		25.102		17.932		71.8	1:06.080		60	23.146		25.200		19.017		69.0	1:07.363	
10	23.036		25.140		Pit In			4:06.616		61	23.597		25.101		18.892		69.2	1:07.590	
11	Pit Out		25.687		18.563		70.0	1:07.648		62	22.822		25.208		18.228		70.3	1:06.258	
12	23.489		25.271		18.594		67.9	1:07.354		63	22.611		25.120		18.173		70.5	1:05.904	
13	23.843		25.240		18.198		71.5	1:07.281		64	22.781		25.671		18.158		71.5	1:06.610	
14	23.119		25.161		18.280		71.0	1:06.560		65	22.824		25.069		18.139		71.9	1:06.032	
15	23.062		25.124		18.081		71.6	1:06.267		66	22.788		25.338		18.295		69.9	1:06.421	
16	22.877		24.998		18.130		71.5	1:06.005		67	22.598		25.156		18.113		70.7	1:05.867	
17	22.810		24.956		17.977		72.1	1:05.743		68	22.824		25.060		18.126		70.5	1:06.010	
18	22.668		24.891		18.093		71.6	1:05.652		69	22.860		25.200		Pit In			4:07.994	
19	22.831		25.326		18.129		71.9	1:06.286		70	Pit Out		25.336		18.504		69.6	1:03.687	
20	22.777		25.186		18.253		71.5	1:06.216		71	23.033		26.020		18.159		70.4	1:07.212	
21	22.620		25.011		18.111		72.8	1:05.742		72	22.724		25.024		18.100		70.6	1:05.848	
22	23.799		25.136		17.986		72.4	1:06.921		73	22.845		25.062		18.030		70.9	1:05.937	
23	22.606		25.146		17.808		72.4	1:05.560		74	22.801		24.990		18.068		71.1	1:05.859	
24	22.552		24.898		17.787		72.7	<u>1:05.237</u>		75	22.603		25.062		18.113		70.7	1:05.778	
25	22.990		25.644		17.949		72.3	1:06.583		76	<u>22.501</u>		25.179		18.616		69.7	1:06.296	
26	22.609		24.976		17.900		72.3	1:05.485		77	23.890		25.078		18.082		71.2	1:07.050	
27	22.764		24.987		17.959		72.3	1:05.710		78	22.970		25.077		18.287		71.5	1:06.334	
28	22.702		<u>24.889</u>		17.793		72.9	1:05.384		79	22.696		25.003		18.087		70.7	1:05.786	
29	22.774		25.044		17.837		72.8	1:05.655		80	22.746		24.974		18.207		70.4	1:05.927	
30	22.679		24.893		17.888		72.7	1:05.460		81	22.762		25.054		18.032		70.7	1:05.848	
31	23.142		25.173		17.956		71.9	1:06.271		82	22.582		24.983		18.082		70.2	1:05.647	
32	23.039		25.352		18.073		71.6	1:06.464		83	22.694		25.135		18.157		70.2	1:05.986	



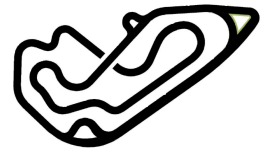
## RCRS Karting Endurance 2024 Igora Drive

Race  
Laps and Sector Times - Endurance

20 August 2024  
Igora - 1206mtr.

33	22.985	26.803	18.312	72.1	1:08.100	84	22.844	24.979	18.001	71.8	1:05.824
34	23.091	26.105	18.151	72.8	1:07.347	85	22.916	24.936	18.215	72.0	1:06.067
35	23.169	25.050	18.380	67.5	1:06.599	86	22.710	24.982	18.106	70.6	1:05.798
36	23.665	25.460	18.291	68.6	1:07.416	87	22.722	25.077	18.444	68.8	1:06.243
37	23.792	25.102	18.515	67.2	1:07.409	88	23.379	25.096	18.187	71.1	1:06.662
38	23.318	25.494	18.383	71.2	1:07.195	89	22.731	26.293	18.076	70.4	1:07.100
39	23.589	25.458	18.279	72.1	1:07.326	90	22.588	25.267	18.187	70.1	1:06.042
40	22.843	25.088	17.796	72.9	1:05.727	91	22.885	25.095	18.095	70.4	1:06.075
41	23.188	25.092	18.723	70.1	1:07.003	92	22.995	25.005	18.306	70.0	1:06.306
42	22.766	25.032	<u>17.747</u>	<u>73.1</u>	1:05.545	93	22.575	24.979	18.153	70.2	1:05.707
43	22.927	26.139	17.878	72.8	1:06.944	94	22.658	25.176	18.112	70.8	1:05.946
44	22.897	25.321	18.274	72.2	1:06.492	95	22.995	25.143	18.968	69.0	1:07.106
45	22.948	25.400	17.866	<u>73.1</u>	1:06.214	96	22.889	25.097	18.105	70.6	1:06.091
46	22.997	25.093	18.427	71.2	1:06.517	97	22.721	25.167	18.102	70.7	1:05.990
47	22.922	24.999	17.894	72.7	1:05.815	98	22.914	25.171	18.134	70.7	1:06.219
48	22.811	25.121	18.043	71.6	1:05.975	99	22.799	25.043	18.108	70.4	1:05.950
49	22.640	24.958	Pit In		4:05.649	100	22.816	25.109	18.311	69.8	1:06.236
50	Pit Out	25.814	18.480	69.6	1:04.816	101	22.980				
51	23.038	25.462	18.216	70.2	1:06.716	102		26.721	18.175	70.6	1:07.876

6		Mihail Simonov Team																	
lap	Sect-1	Speed	Sect-2	Speed	Sect-3	Speed	TopSpeed	laptime	pit	lap	Sect-1	Speed	Sect-2	Speed	Sect-3	Speed	Topspeed	laptime	pit
1	25.732		24.899		17.961		72.1	1:08.592		52	Pit Out		25.095		17.990		72.7	1:02.427	
2	22.718		25.095		17.985		72.0	1:05.798		53	22.863		25.102		18.026		71.0	1:05.991	
3	22.655		24.813		17.935		71.8	1:05.403		54	23.022		24.995		18.141		70.4	1:06.158	
4	22.637		24.778		17.889		71.4	1:05.304		55	22.584		25.105		17.966		71.2	1:05.655	
5	22.644		24.862		17.908		71.6	1:05.414		56	22.542		24.983		17.959		71.1	1:05.484	
6	22.745		24.945		17.845		72.0	1:05.535		57	22.690		24.981		18.154		70.1	1:05.825	
7	22.442		25.030		17.744		72.5	1:05.216		58	22.551		24.907		18.005		70.8	1:05.463	
8	22.579		24.856		18.190		72.1	1:05.625		59	22.551		24.978		18.029		70.8	1:05.558	
9	22.625		24.800		18.218		70.2	1:05.643		60	22.428		24.967		18.007		70.9	1:05.402	
10	22.799		24.824		17.942		71.9	1:05.565		61	22.645		24.913		17.928		71.3	1:05.486	
11	22.567		24.881		Pit In			4:05.587		62	22.474		25.388		18.014		71.6	1:05.876	
12	Pit Out		25.277		18.112		70.9	1:03.268		63	23.218		25.262		18.518		69.6	1:06.998	
13	23.205		24.923		18.083		70.6	1:06.211		64	22.611		24.947		18.182		69.7	1:05.740	
14	22.830		24.963		17.918		71.3	1:05.711		65	22.612		24.940		18.027		70.7	1:05.579	
15	22.748		24.959		17.972		71.5	1:05.679		66	22.501		24.855		18.040		70.7	1:05.396	
16	22.786		24.959		18.093		70.5	1:05.838		67	22.526		25.035		17.999		71.1	1:05.560	
17	22.784		25.058		18.425		70.6	1:06.267		68	22.601		24.841		17.932		71.3	1:05.374	
18	22.759		24.860		18.126		70.6	1:05.745		69	22.523		25.176		18.018		70.9	1:05.717	
19	23.012		24.969		17.872		71.9	1:05.853		70	22.830		25.008		18.047		70.8	1:05.885	
20	22.888		25.038		17.871		71.7	1:05.797		71	22.581		25.069		17.990		70.8	1:05.640	
21	22.672		24.946		17.842		71.7	1:05.460		72	22.613		24.994		Pit In			4:04.710	
22	22.710		24.932		18.074		70.2	1:05.716		73	Pit Out		24.896		18.019		70.7	1:02.551	
23	23.665		24.914		18.460		69.9	1:07.039		74	22.803		24.767		17.961		72.1	1:05.531	
24	24.517		24.907		17.889		71.9	1:07.313		75	22.450		24.964		17.788		72.4	1:05.202	
25	22.859		24.869		18.125		70.6	1:05.853		76	22.456		24.688		17.842		71.8	1:04.986	
26	22.619		25.183		17.994		71.5	1:05.796		77	22.287		24.766		17.805		71.9	1:04.858	
27	22.676		24.846		17.907		70.9	1:05.429		78	22.504		24.827		17.983		71.5	1:05.314	
28	22.395		25.085		17.996		71.2	1:05.476		79	22.433		24.768		17.782		72.1	1:04.983	





## RCRS Karting Endurance 2024 Igora Drive

Race  
Laps and Sector Times - Endurance

20 August 2024  
Igora - 1206mtr.

29	23.298	24.941	17.906	71.6	1:06.145	80	22.351	24.738	17.944	71.9	1:05.033
30	22.734	24.880	17.956	71.4	1:05.570	81	22.342	24.738	18.090	71.3	1:05.170
31	22.700	25.200	17.848	72.2	1:05.748	82	22.378	24.708	17.884	72.6	1:04.970
32	22.994	25.053	17.904	72.0	1:05.951	83	22.290	24.823	17.807	71.3	1:04.920
33	23.131	25.276	17.972	71.3	1:06.379	84	22.302	24.775	17.801	71.9	1:04.878
34	23.430	25.933	18.227	70.0	1:07.590	85	22.267	24.747	17.798	73.0	1:04.812
35	22.644	25.411	17.895	71.9	1:05.950	86	22.343	24.733	17.917	71.7	1:04.993
36	23.072	24.980	17.927	71.6	1:05.979	87	22.267	24.795	18.002	72.0	1:05.064
37	22.887	26.010	18.011	72.2	1:06.908	88	22.272	24.791	17.805	72.2	1:04.868
38	23.009	25.606	18.065	72.3	1:06.680	89	22.286	24.701	17.789	71.6	1:04.776
39	23.229	25.257	17.994	71.2	1:06.480	90	22.395	24.614	<u>17.672</u>	72.7	1:04.681
40	22.647	25.072	18.020	71.5	1:05.739	91	22.305	24.766	17.772	<u>73.5</u>	1:04.843
41	22.765	25.140	17.887	71.4	1:05.792	92	22.189	24.773	17.773	72.2	1:04.735
42	22.973	25.095	17.913	72.0	1:05.981	93	<u>22.132</u>	24.633	17.784	72.5	<u>1:04.549</u>
43	22.654	24.988	17.945	71.1	1:05.587	94	22.296	24.652	17.808	72.1	1:04.756
44	22.787	24.915	18.188	69.7	1:05.890	95	22.171	24.823	17.903	71.4	1:04.897
45	22.932	25.109	18.071	70.9	1:06.112	96	22.361	24.559	17.741	72.5	1:04.661
46	23.289	24.887	17.859	71.9	1:06.035	97	22.284	24.694	17.728	72.3	1:04.706
47	22.818	24.984	17.920	71.5	1:05.722	98	22.161	24.728	17.902	71.9	1:04.791
48	22.868	25.074	17.988	71.8	1:05.930	99	22.331	24.733	17.925	71.9	1:04.989
49	22.502	24.834	17.896	72.1	1:05.232	100	22.373	24.786	17.877	71.9	1:05.036
50	22.603	25.194	18.144	70.9	1:05.941	101	22.315	<u>24.548</u>	17.720	72.2	1:04.583
51	22.678	25.044	Pit In		<u>4:05.480</u>	102	22.220	24.750	17.835	72.2	1:04.805

7 Kirill Ladygin Team																			
lap	Sect-1	Speed	Sect-2	Speed	Sect-3	Speed	TopSpeed	laptime	pit	lap	Sect-1	Speed	Sect-2	Speed	Sect-3	Speed	Topspeed	laptime	pit
1	25.619		25.044		18.020		71.3	1:08.683		52	22.650		24.922		17.989		71.3	1:05.561	
2	22.949		25.030		17.958		71.3	1:05.937		53	23.529		25.015		17.999		71.2	1:06.543	
3	22.494		24.709		17.877		72.0	1:05.080		54	22.607		24.871		18.094		71.3	1:05.572	
4	22.641		24.737		17.887		72.5	1:05.265		55	22.524		24.785		17.823		72.1	1:05.132	
5	22.546		25.127		17.989		72.4	1:05.662		56	22.580		25.027		17.965		71.8	1:05.572	
6	22.431		24.806		17.793		72.4	1:05.030		57	22.525		24.788		17.879		71.8	1:05.192	
7	22.513		24.731		<u>17.709</u>		72.2	1:04.953		58	22.568		25.344		17.975		71.3	1:05.887	
8	22.446		24.820		17.862		71.8	1:05.128		59	22.797		25.487		Pit In			<u>4:02.390</u>	pit
9	<u>22.172</u>		24.896		17.871		71.9	1:04.939		60	Pit Out		25.225		18.325		69.5	<u>1:03.085</u>	
10	22.660		24.822		17.729		72.7	1:05.211		61	23.494		25.028		18.093		71.5	1:06.615	
11	22.536		24.726		17.728		72.1	1:04.990		62	23.051		25.042		18.387		70.1	1:06.480	
12	22.316		24.965		17.815		71.9	1:05.096		63	23.624		25.852		18.136		70.3	1:07.612	
13	22.449		24.840		17.904		71.3	1:05.193		64	22.851		25.217		18.072		70.8	1:06.140	
14	22.495		24.791		17.840		72.3	1:05.126		65	22.879		25.123		18.426		69.9	1:06.428	
15	22.289		<u>24.688</u>		17.745		<u>72.9</u>	<u>1:04.722</u>		66	22.823		25.161		18.448		71.0	1:06.432	
16	22.508		24.998		Pit In			<u>4:04.486</u>		67	23.151		25.088		18.109		70.6	1:06.348	
17	Pit Out		25.486		18.221		70.6	<u>1:03.520</u>		68	23.017		25.225		18.244		70.2	1:06.486	
18	22.893		25.305		18.189		70.6	1:06.387		69	22.964		25.360		18.238		70.2	1:06.562	
19	22.718		25.140		18.194		70.5	1:06.052		70	22.869		25.356		18.259		69.9	1:06.484	
20	22.689		25.074		18.087		70.8	1:05.850		71	22.977		25.447		18.310		69.7	1:06.734	
21	22.652		25.342		18.208		70.5	1:06.202		72	23.045		25.336		18.533		68.7	1:06.914	
22	22.614		25.076		18.271		71.5	1:05.961		73	22.869		25.320		18.262		69.9	1:06.451	
23	22.671		25.146		18.043		70.7	1:05.860		74	23.011		25.295		18.319		69.8	1:06.625	
24	22.603		25.025		18.096		70.5	1:05.724		75	22.999		25.594		18.103		71.2	1:06.696	



## RCRS Karting Endurance 2024 Igora Drive



Race  
Laps and Sector Times - Endurance

20 August 2024  
Igora - 1206mtr.

25	22.630	25.011	17.916	71.6	1:05.557	76	22.946	25.439	Pit In	4:04.107	
26	22.509	25.027	17.942	71.3	1:05.478	77	Pit Out	25.322	18.310	70.9	1:03.460
27	22.743	24.957	18.092	71.2	1:05.792	78	23.111	25.185	18.366	71.1	1:06.662
28	22.543	24.975	17.984	70.9	1:05.502	79	22.986	25.027	18.290	70.7	1:06.303
29	22.712	25.009	18.032	71.1	1:05.753	80	22.787	25.012	18.119	71.6	1:05.918
30	22.625	24.925	18.091	71.2	1:05.641	81	22.688	25.106	18.466	72.0	1:06.260
31	22.632	25.022	18.077	70.5	1:05.731	82	22.635	24.936	17.975	71.8	1:05.546
32	22.647	24.881	17.995	71.0	1:05.523	83	22.458	24.884	17.965	71.9	1:05.307
33	22.599	24.995	18.041	70.8	1:05.635	84	22.562	25.032	18.048	71.6	1:05.642
34	22.751	24.887	18.007	71.2	1:05.645	85	22.519	24.890	17.981	71.8	1:05.390
35	22.622	24.996	17.992	70.7	1:05.610	86	22.587	24.945	18.067	71.7	1:05.599
36	22.540	24.933	17.958	71.1	1:05.431	87	22.630	24.966	18.068	71.3	1:05.664
37	22.595	24.936	18.060	70.8	1:05.591	88	22.490	24.940	17.949	71.8	1:05.379
38	22.478	25.008	17.886	71.2	1:05.372	89	22.441	24.869	17.944	72.5	1:05.254
39	22.549	24.890	18.042	71.0	1:05.481	90	22.604	25.337	18.000	70.8	1:05.941
40	22.539	24.928	17.986	71.8	1:05.453	91	22.737	24.918	17.878	72.3	1:05.533
41	22.757	25.227	18.004	71.0	1:05.988	92	22.519	24.972	18.064	71.5	1:05.555
42	22.753	25.022	18.094	70.7	1:05.869	93	22.642	25.096	18.154	71.3	1:05.892
43	22.697	25.042	18.016	70.9	1:05.755	94	22.667	25.087	18.046	71.3	1:05.800
44	22.701	24.989	18.061	70.6	1:05.751	95	22.517	25.113	18.177	71.2	1:05.807
45	22.819	24.958	17.921	71.5	1:05.698	96	22.486	25.145	18.064	71.5	1:05.695
46	22.893	24.942	17.965	71.1	1:05.800	97	22.469	25.045	18.018	71.5	1:05.532
47	22.540	25.057	18.016	71.1	1:05.613	98	22.756	25.041	17.988	71.6	1:05.785
48	22.672	24.956	18.062	71.3	1:05.690	99	22.639	25.084	18.092	71.5	1:05.815
49	22.583	24.987	18.099	70.9	1:05.669	100	22.552	25.081	18.093	71.0	1:05.726
50	22.821	24.919	18.103	71.0	1:05.843	101	22.732	25.077	18.018	71.2	1:05.827
51	22.640	25.017	17.959	71.1	1:05.616	102	22.613	25.060	18.077	71.3	1:05.750

8 Maxim Skorik Team																			
lap	Sect-1	Speed	Sect-2	Speed	Sect-3	Speed	TopSpeed	laptime	pit	lap	Sect-1	Speed	Sect-2	Speed	Sect-3	Speed	TopSpeed	laptime	pit
1	25.371		25.249		17.905		71.7	1:08.525		52	<u>22.318</u>		24.931		17.929		73.0	1:05.178	
2	22.691		25.010		18.311		71.1	1:06.012		53	23.040		24.856		17.783		72.7	1:05.679	
3	23.224		25.276		17.946		72.0	1:06.446		54	22.519		25.258		18.124		71.9	1:05.901	
4	22.449		25.319		18.204		72.6	1:05.972		55	22.459		24.801		17.847		72.3	1:05.107	
5	22.646		26.034		18.061		71.7	1:06.741		56	22.553		24.863		17.849		72.1	1:05.265	
6	22.447		25.329		18.063		71.6	1:05.839		57	22.441		25.077		17.867		72.4	1:05.385	
7	22.473		25.280		18.113		71.5	1:05.866		58	22.370		24.892		18.218		72.1	1:05.480	
8	22.342		25.175		17.998		71.6	1:05.515		59	23.337		25.532		17.981		72.9	1:06.850	
9	22.544		25.497		17.802		72.7	1:05.843		60	22.831		24.974		Pit In			4:02.587	
10	23.732		25.371		18.071		71.0	1:07.174		61	Pit Out		25.467		18.116		70.8	1:03.265	
11	22.359		25.047		18.022		71.3	1:05.428		62	22.697		25.349		18.722		70.7	1:06.768	
12	22.613		25.324		17.951		71.9	1:05.888		63	23.846		25.737		18.200		71.1	1:07.783	
13	22.471		25.713		17.964		71.0	1:06.148		64	22.684		25.385		27.387		61.1	1:15.456	
14	22.463		25.122		18.064		70.7	1:05.649		65	23.096		25.245		18.090		71.0	1:06.431	
15	22.624		25.181		17.996		71.7	1:05.801		66	22.947		24.988		18.049		71.0	1:05.984	
16	22.414		25.044		17.967		72.0	1:05.425		67	22.587		25.181		18.061		70.6	1:05.829	
17	22.323		25.106		Pit In			4:01.707		68	22.603		25.118		18.131		71.0	1:05.852	
18	Pit Out		25.029		18.006		72.1	1:02.455		69	22.768		25.224		18.221		70.5	1:06.213	
19	22.928		25.288		17.963		71.7	1:06.179		70	22.686		25.059		18.182		70.7	1:05.927	
20	22.704		25.034		17.946		72.1	1:05.684		71	22.708		25.697		18.175		71.0	1:06.580	





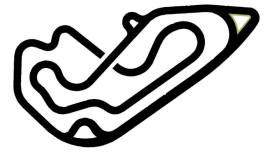
## RCRS Karting Endurance 2024 Igora Drive

Race  
Laps and Sector Times - Endurance

20 August 2024  
Igora - 1206mtr.

21	22.504	24.804	17.778	72.4	1:05.086	72	22.733	25.017	18.239	70.6	1:05.989
22	22.452	24.859	17.687	73.2	1:04.998	73	22.467	25.156	18.090	70.9	1:05.713
23	23.806	24.825	18.270	71.4	1:06.901	74	22.780	25.269	18.228	70.4	1:06.277
24	24.524	25.075	17.761	<u>73.5</u>	1:07.360	75	22.690	25.149	Pit In		4:05.087
25	22.803	24.956	18.494	71.2	1:06.253	76	Pit Out	25.333	18.553	71.1	1:04.296
26	22.563	24.983	17.969	73.2	1:05.515	77	23.163	25.203	18.077	71.5	1:06.443
27	22.548	24.899	17.824	73.2	1:05.271	78	22.966	25.177	17.929	71.7	1:06.072
28	22.575	25.103	17.964	72.7	1:05.642	79	23.052	24.876	17.930	71.6	1:05.858
29	22.676	24.888	18.002	71.6	1:05.566	80	22.864	25.037	18.450	70.1	1:06.351
30	22.370	24.790	<u>17.665</u>	73.1	<u>1:04.825</u>	81	23.286	24.975	17.980	71.5	1:06.241
31	23.287	24.871	18.057	71.3	1:06.215	82	23.037	25.061	17.979	71.5	1:06.077
32	22.710	25.072	17.917	71.3	1:05.699	83	22.895	24.970	17.900	71.6	1:05.765
33	22.576	24.976	18.051	71.2	1:05.603	84	22.903	25.037	17.956	71.8	1:05.896
34	22.460	24.877	17.879	71.9	1:05.216	85	22.682	25.214	19.162	68.3	1:07.058
35	22.497	24.775	17.955	71.5	1:05.227	86	22.990	25.034	17.817	72.4	1:05.841
36	22.582	24.835	17.947	71.7	1:05.364	87	22.884	24.976	18.010	71.7	1:05.870
37	22.593	24.993	17.850	71.8	1:05.436	88	23.055	24.974	17.912	72.1	1:05.941
38	22.615	24.987	17.869	72.0	1:05.471	89	22.577	25.106	17.979	71.8	1:05.662
39	22.498	24.805	17.942	72.1	1:05.245	90	22.771	24.945	17.767	72.7	1:05.483
40	22.555	24.823	17.941	71.6	1:05.319	91	23.060	25.081	17.799	72.1	1:05.940
41	22.410	24.828	17.912	72.2	1:05.150	92	22.914	24.961	17.925	71.8	1:05.800
42	22.455	24.891	17.919	72.1	1:05.265	93	22.874	25.132	18.087	71.6	1:06.093
43	22.514	24.873	17.781	72.2	1:05.168	94	22.896	25.066	18.575	69.0	1:06.537
44	22.401	<u>24.696</u>	17.917	71.7	1:05.014	95	22.772	25.219	17.962	72.1	1:05.953
45	22.553	24.909	17.801	72.1	1:05.263	96	22.794	24.847	17.877	71.9	1:05.518
46	22.422	24.781	17.797	72.0	1:05.000	97	22.773	25.011	17.840	72.1	1:05.624
47	22.462	24.766	17.945	71.3	1:05.173	98	22.705	24.970	17.800	72.4	1:05.475
48	22.515	24.711	17.883	72.1	1:05.109	99	22.816	25.112	17.789	72.6	1:05.717
49	22.629	24.920	17.830	72.6	1:05.379	100	22.618	25.084	17.982	71.9	1:05.684
50	22.896	24.701	17.793	72.9	1:05.390	101	22.652	25.048	18.745	69.7	1:06.445
51	22.752	24.720	17.710	72.8	1:05.182	102	22.743	25.092	17.911	72.1	1:05.746

9 Vladimir Sheshenin Team																			
lap	Sect-1	Speed	Sect-2	Speed	Sect-3	Speed	TopSpeed	laptime	pit	lap	Sect-1	Speed	Sect-2	Speed	Sect-3	Speed	Topspeed	laptime	pit
1	24.866		25.275		17.756		72.9	1:07.897		52	22.934		25.286		18.070		70.6	1:06.290	
2	22.708		24.987		18.538		71.2	1:06.233		53	22.917		25.091		17.894		71.5	1:05.902	
3	22.809		24.799		17.840		72.7	1:05.448		54	22.850		25.166		18.052		71.3	1:06.068	
4	22.645		24.760		17.733		<u>73.5</u>	1:05.138		55	22.881		25.243		18.032		71.1	1:06.156	
5	22.496		24.861		17.810		73.3	1:05.167		56	23.088		25.238		18.093		71.2	1:06.419	
6	22.826		24.729		17.898		72.3	1:05.453		57	22.899		25.100		18.030		71.0	1:06.029	
7	22.386		24.815		17.768		72.7	1:04.969		58	22.957		25.271		18.131		70.2	1:06.359	
8	22.599		25.009		17.736		71.1	1:05.344		59	23.010		25.169		17.978		71.2	1:06.157	
9	22.734		24.849		17.885		71.9	1:05.468		60	22.742		25.271		Pit In			4:02.993	
10	22.531		24.903		17.852		73.1	1:05.286		61	Pit Out		25.534		18.006		72.3	1:03.048	
11	22.393		24.857		17.700		72.6	1:04.950		62	22.608		24.905		17.849		72.7	1:05.362	
12	22.315		24.829		17.748		73.1	1:04.892		63	22.536		24.907		17.790		72.7	1:05.233	
13	22.526		24.893		17.848		71.9	1:05.267		64	22.403		24.904		17.802		72.6	1:05.109	
14	22.713		24.823		17.808		72.4	1:05.344		65	22.576		24.734		17.713		72.5	1:05.023	
15	22.390		24.835		17.825		72.0	1:05.050		66	22.535		24.773		17.732		72.9	1:05.040	
16	22.529		24.853		Pit In			<u>4:04.831</u>		67	22.292		24.776		17.725		73.4	1:04.793	





## RCRS Karting Endurance 2024 Igora Drive

Race  
Laps and Sector Times - Endurance

20 August 2024  
Igora - 1206mtr.

17	Pit Out	25.184	18.232	70.3	1:03.134	68	23.508	25.127	18.106	70.5	1:06.741
18	22.862	24.950	18.040	71.1	1:05.852	69	22.624	24.803	17.722	72.3	1:05.149
19	22.797	25.045	18.045	71.3	1:05.887	70	22.452	24.763	17.718	72.8	1:04.933
20	22.745	25.028	18.028	71.5	1:05.801	71	22.309	24.741	<u>17.665</u>	72.8	<u>1:04.715</u>
21	22.686	25.375	18.046	71.6	1:06.107	72	22.315	<u>24.678</u>	17.762	72.1	1:04.755
22	22.776	25.183	18.043	71.3	1:06.002	73	22.412	24.856	17.805	72.4	1:05.073
23	22.992	25.386	17.932	71.3	1:06.310	74	22.445	24.757	17.795	72.6	1:04.997
24	22.839	25.066	18.007	71.1	1:05.912	75	<u>22.254</u>	24.708	Pit In		4:04.146
25	22.804	25.242	18.129	71.5	1:06.175	76	Pit Out	25.643	18.066	71.9	1:03.726
26	22.901	25.287	17.956	70.8	1:06.144	77	23.756	25.462	18.043	71.5	1:07.261
27	22.939	25.201	18.197	70.5	1:06.337	78	23.275	25.413	17.882	72.4	1:06.570
28	23.357	25.401	19.558	68.0	1:08.316	79	23.456	25.459	17.915	72.1	1:06.830
29	22.913	25.182	18.033	71.1	1:06.128	80	23.011	24.895	17.919	72.1	1:05.825
30	22.756	25.033	18.232	70.6	1:06.021	81	22.984	24.894	17.985	71.5	1:05.863
31	22.840	25.246	18.195	70.7	1:06.281	82	23.110	24.898	17.972	71.8	1:05.980
32	22.818	25.247	18.290	69.6	1:06.355	83	23.638	25.367	17.903	72.7	1:06.908
33	23.001	25.288	18.362	69.8	1:06.651	84	23.116	25.371	18.012	69.2	1:06.499
34	23.406	25.264	17.963	71.3	1:06.633	85	23.354	26.279	18.051	70.7	1:07.684
35	22.965	26.100	17.969	71.3	1:07.034	86	23.205	25.363	18.069	71.6	1:06.637
36	22.881	25.243	17.834	72.0	1:05.958	87	23.335	25.616	17.941	72.1	1:06.892
37	23.027	25.741	18.096	71.2	1:06.864	88	22.926	25.063	17.874	72.3	1:05.863
38	22.935	25.872	18.146	71.7	1:06.953	89	23.043	25.131	17.930	71.9	1:06.104
39	23.145	26.122	18.669	71.0	1:07.936	90	22.986	24.992	17.892	72.3	1:05.870
40	23.120	25.314	18.333	70.3	1:06.767	91	22.779	25.034	17.856	72.3	1:05.669
41	23.025	25.240	17.892	71.8	1:06.157	92	22.921	24.825	17.756	72.5	1:05.502
42	22.807	25.303	17.915	71.4	1:06.025	93	22.788	24.884	17.884	72.9	1:05.556
43	22.871	25.509	17.842	72.1	1:06.222	94	23.056	25.228	18.010	72.5	1:06.294
44	22.795	25.206	18.096	70.8	1:06.097	95	23.047	24.887	17.980	71.5	1:05.914
45	22.846	25.268	18.000	71.5	1:06.114	96	23.614	25.118	17.910	72.0	1:06.642
46	22.760	25.275	18.000	71.6	1:06.035	97	22.834	24.895	17.928	71.9	1:05.657
47	23.065	25.264	17.954	71.6	1:06.283	98	22.857	24.987	17.860	72.1	1:05.704
48	22.944	25.116	17.943	71.7	1:06.003	99	22.910	25.501	17.979	72.4	1:06.390
49	22.819	25.337	18.040	71.2	1:06.196	100	22.892	24.880	17.884	72.2	1:05.656
50	22.918	25.189	18.112	71.1	1:06.219	101	22.788	24.972	17.823	72.5	1:05.583
51	22.890	25.297	18.059	70.8	1:06.246	102	22.799	24.922	17.935	72.3	1:05.656

10		Mihail Pochenkov Team																	
lap	Sect-1	Speed	Sect-2	Speed	Sect-3	Speed	TopSpeed	laptime	pit	lap	Sect-1	Speed	Sect-2	Speed	Sect-3	Speed	Topspeed	laptime	pit
1	25.754		25.515		18.592		70.1	1:09.861		52	22.272		24.615		17.627		72.5	1:04.514	
2	23.572		25.439		18.175		70.7	1:07.186		53	22.212		24.632		17.656		72.6	1:04.500	
3	23.138		26.363		18.538		69.8	1:08.039		54	22.266		<u>24.535</u>		17.644		72.1	1:04.445	
4	23.231		26.714		18.719		68.1	1:08.664		55	22.324		24.610		17.654		73.0	1:04.588	
5	23.470		25.981		18.584		69.2	1:08.035		56	22.330		24.730		17.632		73.6	1:04.692	
6	23.416		25.491		18.652		68.6	1:07.559		57	22.241		24.545		17.565		<u>74.1</u>	<u>1:04.351</u>	
7	23.114		25.240		18.526		69.4	1:06.880		58	22.242		24.836		17.676		72.4	1:04.754	
8	23.175		25.814		18.425		69.7	1:07.414		59	23.101		24.945		17.597		73.6	1:05.643	
9	22.917		25.490		18.385		69.7	1:06.792		60	22.347		24.708		Pit In				4:13.390
10	23.148		25.908		18.372		70.2	1:07.428		61	Pit Out		25.610		18.528		68.8	1:04.068	
11	23.409		25.380		18.408		70.4	1:07.197		62	23.372		25.331		18.607		68.9	1:07.310	
12	23.008		25.310		18.356		70.2	1:06.674		63	22.900		25.488		18.702		68.9	1:07.090	




## RCRS Karting Endurance 2024 Igora Drive

Race  
Laps and Sector Times - Endurance

20 August 2024  
Igora - 1206mtr.

13	23.020	25.337	19.092	68.3	1:07.449	64	23.536	25.276	18.393	69.6	1:07.205
14	22.926	25.370	18.451	70.1	1:06.747	65	23.163	25.304	18.261	70.2	1:06.728
15	22.993	25.294	18.623	69.6	1:06.910	66	23.055	25.385	18.416	69.1	1:06.856
16	22.922	25.349	18.655	69.1	1:06.926	67	23.017	25.360	18.353	69.5	1:06.730
17	23.132	25.246	Pit In		4:07.497	68	23.138	25.209	18.331	69.4	1:06.678
18	Pit Out	24.794	17.970	71.9	1:01.857	69	22.963	25.603	18.073	71.2	1:06.639
19	22.471	24.822	17.729	72.8	1:05.022	70	23.018	25.313	18.131	70.7	1:06.462
20	22.397	24.732	17.870	72.8	1:04.999	71	23.073	25.187	18.140	70.5	1:06.400
21	22.338	24.729	17.725	73.3	1:04.792	72	22.952	25.360	18.142	70.3	1:06.454
22	23.132	24.888	17.852	72.0	1:05.872	73	23.114	25.276	18.450	69.9	1:06.840
23	22.240	24.732	17.733	72.7	1:04.705	74	23.279	25.326	Pit In		4:27.837
24	22.268	24.661	17.659	72.9	1:04.588	75	Pit Out	25.472	18.353	69.9	1:03.292
25	22.346	24.672	17.645	72.9	1:04.663	76	23.722	25.458	18.394	70.1	1:07.574
26	22.379	24.926	18.039	71.3	1:05.344	77	23.429	25.110	18.350	70.0	1:06.889
27	23.012	24.572	17.733	73.0	1:05.317	78	23.526	25.292	18.391	69.8	1:07.209
28	22.445	24.601	17.890	72.9	1:04.936	79	23.541	25.401	18.330	70.2	1:07.272
29	<u>22.191</u>	24.872	17.706	72.5	1:04.769	80	23.024	25.379	18.177	70.7	1:06.580
30	22.198	24.604	17.727	72.1	1:04.529	81	22.857	25.369	18.201	70.9	1:06.427
31	22.287	24.859	17.628	72.4	1:04.774	82	23.077	25.437	18.160	70.7	1:06.674
32	22.379	24.671	17.647	72.3	1:04.697	83	23.276	25.215	18.267	70.7	1:06.758
33	22.276	24.693	17.684	72.5	1:04.653	84	22.804	25.071	18.306	70.0	1:06.181
34	22.200	24.716	17.644	73.2	1:04.560	85	23.346	25.335	18.454	69.7	1:07.135
35	22.290	24.631	17.607	72.9	1:04.528	86	22.921	25.422	18.125	70.8	1:06.468
36	22.441	24.761	17.602	73.2	1:04.804	87	23.224	25.431	18.580	69.1	1:07.235
37	22.359	24.591	17.607	72.7	1:04.557	88	23.144	25.547	18.509	70.0	1:07.200
38	22.336	24.663	17.612	73.2	1:04.611	89	22.923	25.578	18.333	70.5	1:06.834
39	22.465	24.852	17.959	72.1	1:05.276	90	23.299	25.254	18.300	70.6	1:06.853
40	22.770	25.001	17.982	71.1	1:05.753	91	23.586	25.221	18.547	69.2	1:07.354
41	22.318	24.700	<u>17.470</u>	73.9	1:04.488	92	23.078	25.110	17.980	70.9	1:06.168
42	22.293	24.632	17.703	73.2	1:04.628	93	22.885	25.870	18.156	70.2	1:06.911
43	22.398	24.631	17.563	73.3	1:04.592	94	23.277	25.628	18.230	70.5	1:07.135
44	22.197	24.640	17.580	73.3	1:04.417	95	23.273	25.148	18.068	70.8	1:06.489
45	22.269	24.987	17.861	71.6	1:05.117	96	22.851	25.351	18.100	70.7	1:06.302
46	22.308	24.651	17.697	72.5	1:04.656	97	23.111	25.354	18.232	70.5	1:06.697
47	22.488	24.775	17.822	72.7	1:05.085	98	23.001	25.463	18.237	70.3	1:06.701
48	22.363	24.638	17.641	73.2	1:04.642	99	23.752	25.535	17.977	71.3	1:07.264
49	22.412	24.715	18.136	72.3	1:05.263	100	23.154	25.267	18.122	70.7	1:06.543
50	22.352	24.668	17.796	73.1	1:04.816	101	23.089	25.243	18.472	70.1	1:06.804
51	22.212	24.674	17.693	72.3	1:04.579	102					

11   Andrey Maslennikov Team																			
lap	Sect-1	Speed	Sect-2	Speed	Sect-3	Speed	TopSpeed	laptime	pit	lap	Sect-1	Speed	Sect-2	Speed	Sect-3	Speed	Topspeed	laptime	pit
1	25.217		25.124		17.908		71.9	1:08.249		52	23.000		25.105		17.944		72.3	1:06.049	
2	22.910		25.215		17.780		73.2	1:05.905		53	22.759		24.968		17.811		72.9	1:05.538	
3	24.449		25.967		18.076		71.3	1:08.492		54	22.824		25.063		17.898		73.7	1:05.785	
4	23.126		26.399		18.968		71.0	1:08.493		55	23.241		24.948		17.802		72.9	1:05.991	
5	22.887		25.741		18.264		71.3	1:06.892		56	22.835		24.889		17.902		72.9	1:05.626	
6	23.127		25.516		18.168		71.8	1:06.811		57	22.815		24.871		17.794		72.9	1:05.480	
7	24.279		26.302		18.090		72.7	1:08.671		58	22.807		24.995		17.735		73.2	1:05.537	
8	23.403		26.723		17.907		72.8	1:08.033		59	22.622		25.197		17.771		73.4	1:05.590	



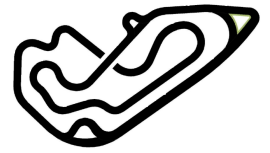
## RCRS Karting Endurance 2024 Igora Drive

Race  
Laps and Sector Times - Endurance

20 August 2024  
Igora - 1206mtr.

9	23.229	25.214	17.916	72.9	1:06.359	60	22.827	24.988	Pit In	4:03.639	
10	23.199	25.892	18.271	72.9	1:07.362	61	Pit Out	25.380	18.138	71.3	1:03.165
11	23.401	25.376	17.750	72.7	1:06.527	62	23.528	25.397	17.955	72.5	1:06.880
12	23.325	25.802	18.159	72.6	1:07.286	63	23.110	25.254	18.101	71.6	1:06.465
13	22.982	25.114	17.990	71.9	1:06.086	64	22.969	25.123	17.840	72.5	1:05.932
14	22.958	25.457	17.892	73.2	1:06.307	65	22.680	25.133	17.803	72.4	1:05.616
15	22.853	25.256	17.999	72.3	1:06.108	66	23.310	25.067	17.867	72.7	1:06.244
16	23.206	25.219	Pit In		4:07.317	67	22.914	25.166	17.842	72.3	1:05.922
17	Pit Out	25.314	18.399	70.7	1:03.408	68	22.919	25.087	17.854	72.7	1:05.860
18	22.897	25.321	18.091	72.0	1:06.309	69	22.804	25.029	17.970	71.4	1:05.803
19	23.036	25.289	18.131	71.5	1:06.456	70	22.816	25.273	17.847	72.6	1:05.936
20	22.939	25.039	18.134	71.8	1:06.112	71	22.833	25.164	17.917	72.1	1:05.914
21	22.802	25.013	18.151	72.9	1:05.966	72	23.038	25.041	17.794	72.9	1:05.873
22	23.133	25.139	18.125	73.7	1:06.397	73	22.768	25.175	17.916	72.3	1:05.859
23	22.664	25.093	17.850	73.1	1:05.607	74	23.085	24.990	17.736	73.5	1:05.811
24	22.811	24.955	17.943	72.7	1:05.709	75	22.750	25.474	Pit In	4:03.330	
25	23.033	25.032	17.857	72.9	1:05.922	76	Pit Out	25.015	17.946	71.5	1:02.218
26	22.778	25.227	18.065	72.1	1:06.070	77	23.211	25.087	17.778	72.7	1:06.076
27	22.731	24.884	18.018	72.2	1:05.633	78	<del>22.326</del>	24.983	17.889	72.4	1:05.198
28	22.629	25.074	17.901	73.2	1:05.604	79	22.593	24.881	17.971	71.7	1:05.445
29	22.588	25.261	17.818	72.2	1:05.667	80	22.470	25.030	17.844	72.4	1:05.344
30	22.524	25.076	17.737	73.1	1:05.337	81	22.530	24.940	18.077	72.0	1:05.547
31	23.147	25.175	18.047	71.5	1:06.369	82	22.601	24.876	17.858	72.1	1:05.335
32	22.672	24.933	17.943	72.6	1:05.548	83	22.496	25.058	17.863	72.3	1:05.417
33	22.917	25.361	17.911	72.7	1:06.189	84	22.500	24.930	17.923	71.8	1:05.353
34	22.974	25.075	17.814	72.8	1:05.863	85	22.999	25.105	17.717	72.7	1:05.821
35	22.505	25.261	17.820	72.5	1:05.586	86	22.450	24.811	17.815	72.3	1:05.076
36	22.684	25.614	17.809	72.9	1:06.107	87	22.404	24.923	17.816	72.6	1:05.143
37	22.681	25.197	17.904	73.1	1:05.782	88	22.447	24.903	17.878	72.5	1:05.228
38	22.758	25.220	17.776	73.7	1:05.754	89	22.682	24.839	17.697	72.8	1:05.218
39	22.895	25.105	17.985	72.7	1:05.985	90	22.533	24.765	<u>17.660</u>	73.7	1:04.958
40	22.875	25.516	17.933	72.3	1:06.324	91	22.626	24.772	17.732	<u>73.8</u>	1:05.130
41	22.840	24.970	18.036	71.2	1:05.846	92	22.710	24.807	17.883	72.3	1:05.400
42	22.618	24.954	17.922	72.1	1:05.494	93	22.606	25.015	17.727	72.9	1:05.348
43	22.761	25.078	18.194	71.4	1:06.033	94	22.406	<u>24.747</u>	17.689	73.4	<u>1:04.842</u>
44	22.839	25.157	17.953	71.8	1:05.949	95	22.802	24.761	18.066	72.8	1:05.629
45	22.826	25.188	17.960	71.8	1:05.974	96	22.379	25.190	17.867	72.6	1:05.436
46	23.156	25.134	17.919	72.6	1:06.209	97	22.529	24.860	17.881	73.0	1:05.270
47	22.940	25.152	18.170	71.6	1:06.262	98	22.766	24.874	17.987	71.7	1:05.627
48	22.825	25.228	18.001	72.4	1:06.054	99	22.486	24.943	18.151	71.6	1:05.580
49	22.607	25.036	17.884	72.7	1:05.527	100	22.456	24.865	17.803	72.8	1:05.124
50	22.890	25.179	17.831	72.3	1:05.900	101	22.423	25.057	17.986	72.4	1:05.466
51	23.013	25.055	17.940	72.4	1:06.008	102	22.655	24.907	17.784	72.8	1:05.346

12		Alexander Smolyar Team																	
lap	Sect-1	Speed	Sect-2	Speed	Sect-3	Speed	TopSpeed	laptime	pit	lap	Sect-1	Speed	Sect-2	Speed	Sect-3	Speed	Topspeed	laptime	pit
1	25.776		25.233		17.940		71.3	1:08.949		52	22.989		25.119		17.823		72.4	1:05.931	
2	22.441		24.704		17.632		72.9	1:04.777		53	22.638		25.029		18.020		72.0	1:05.687	
3	24.239		24.741		17.657		73.4	1:06.637		54	23.244		25.490		18.053		72.0	1:06.787	
4	22.443		25.109		17.739		72.5	1:05.291		55	23.081		24.954		17.765		72.5	1:05.800	



## RCRS Karting Endurance 2024 Igora Drive


Race  
Laps and Sector Times - Endurance

20 August 2024  
Igora - 1206mtr.

5	22.267	24.625	17.955	72.0	1:04.847	56	22.893	25.056	18.147	71.5	1:06.096
6	22.227	24.701	17.758	72.8	1:04.686	57	22.643	25.062	17.953	71.8	1:05.658
7	22.335	24.594	<u>17.571</u>	<u>73.8</u>	1:04.500	58	22.908	25.101	18.055	71.7	1:06.064
8	22.265	24.665	17.907	72.6	1:04.837	59	22.875	25.068	Pit In		4:04.228
9	22.334	<u>24.580</u>	17.665	73.6	1:04.579	60	Pit Out	25.187	18.006	71.1	1:02.704
10	22.244	24.837	17.593	73.3	1:04.674	61	22.903	24.910	17.955	71.1	1:05.768
11	22.123	24.630	17.590	73.1	<u>1:04.343</u>	62	22.597	25.020	18.038	70.7	1:05.655
12	22.193	24.703	17.880	72.7	1:04.776	63	22.507	24.948	17.998	70.8	1:05.453
13	22.103	24.881	17.749	72.7	1:04.733	64	22.717	24.960	17.956	71.3	1:05.633
14	<u>22.064</u>	25.123	17.787	72.5	1:04.974	65	22.647	24.943	17.960	70.8	1:05.550
15	22.325	24.729	17.810	71.8	1:04.864	66	22.641	24.871	18.157	70.7	1:05.669
16	22.269	24.769	17.980	71.5	1:05.018	67	22.445	24.909	18.014	70.6	1:05.368
17	22.243	24.805	Pit In		4:02.424	68	22.602	25.024	17.961	71.2	1:05.587
18	Pit Out	25.646	18.228	70.7	1:03.946	69	22.425	24.987	17.996	70.8	1:05.408
19	23.141	25.044	18.060	71.6	1:06.245	70	22.408	25.017	17.898	71.4	1:05.323
20	22.945	25.045	17.899	72.7	1:05.889	71	22.496	25.066	17.970	70.8	1:05.532
21	22.782	25.021	17.950	71.7	1:05.753	72	22.538	24.967	17.966	70.8	1:05.471
22	22.843	25.361	18.004	71.7	1:06.208	73	22.500	24.930	18.013	71.0	1:05.443
23	22.752	25.006	17.942	71.9	1:05.700	74	22.378	24.926	17.955	70.8	1:05.259
24	22.706	25.095	17.943	71.8	1:05.744	75	22.597	25.062	18.019	71.2	1:05.678
25	22.694	24.979	17.935	71.9	1:05.608	76	22.557	24.991	Pit In		4:02.975
26	22.748	24.981	18.103	71.2	1:05.832	77	Pit Out	26.633	18.417	70.4	1:04.972
27	22.836	25.005	18.026	71.5	1:05.867	78	23.064	25.295	18.474	69.9	1:06.833
28	22.872	25.004	17.930	71.9	1:05.806	79	23.182	25.296	18.292	70.2	1:06.770
29	22.813	24.952	18.044	71.3	1:05.809	80	22.955	25.263	18.222	70.9	1:06.440
30	22.976	25.172	18.154	71.3	1:06.302	81	22.742	25.493	18.326	70.6	1:06.561
31	22.651	24.828	18.473	67.4	1:05.952	82	22.806	25.159	18.385	70.2	1:06.350
32	22.916	24.980	18.055	71.1	1:05.951	83	22.971	25.343	18.678	71.2	1:06.992
33	22.804	24.869	17.916	71.4	1:05.589	84	23.136	25.044	18.070	70.8	1:06.250
34	22.658	25.143	17.916	71.7	1:05.717	85	22.816	25.157	18.121	70.9	1:06.094
35	22.852	24.873	17.936	71.7	1:05.661	86	22.865	24.988	18.093	71.0	1:05.946
36	23.005	25.047	18.015	71.2	1:06.067	87	22.681	25.398	18.663	70.6	1:06.742
37	22.734	25.018	17.950	71.4	1:05.702	88	22.890	25.179	18.580	68.7	1:06.649
38	22.632	25.245	18.015	71.4	1:05.892	89	23.118	25.002	18.400	70.1	1:06.520
39	23.061	25.125	18.011	71.2	1:06.197	90	22.728	25.150	18.188	70.1	1:06.066
40	22.838	25.060	17.982	71.6	1:05.880	91	22.836	25.073	18.138	70.7	1:06.047
41	22.898	25.729	18.339	71.3	1:06.966	92	23.018	25.114	18.136	71.5	1:06.268
42	22.697	24.760	17.910	72.8	1:05.367	93	22.694	25.092	18.049	71.4	1:05.835
43	22.829	25.359	17.829	72.4	1:06.017	94	22.833	25.187	18.087	71.1	1:06.107
44	22.571	24.977	17.967	72.4	1:05.515	95	22.865	25.163	18.090	70.8	1:06.118
45	22.881	24.925	18.011	72.3	1:05.817	96	22.729	25.112	18.039	70.8	1:05.880
46	22.840	25.038	18.063	71.8	1:05.941	97	22.841	25.135	18.225	70.2	1:06.201
47	23.042	24.907	17.951	72.1	1:05.900	98	22.788	25.180	18.618	70.8	1:06.586
48	22.718	25.027	17.879	72.0	1:05.624	99	22.658	25.219	18.318	70.8	1:06.195
49	22.679	24.990	18.066	71.4	1:05.735	100	22.931	25.155	18.318	69.7	1:06.404
50	22.839	24.850	17.865	72.1	1:05.554	101	22.676	25.081	18.164	70.8	1:05.921
51	23.813	25.283	17.870	72.5	1:06.966	102	23.025	25.153	18.396	61.4	1:06.574







## RCRS Karting Endurance 2024 Igora Drive


Race  
Laps and Sector Times - Endurance

20 August 2024  
Igora - 1206mtr.

45	22.948	25.028	18.109	71.1	1:06.085	96	<u>22.550</u>	25.124	18.013	71.3	1:05.687
46	22.757	25.024	18.273	71.0	1:06.054	97	22.551	25.068	17.960	71.9	1:05.579
47	22.726	25.031	18.222	71.0	1:05.979	98	22.735	25.335	18.127	71.0	1:06.197
48	22.760	24.993	18.625	70.0	1:06.378	99	23.188	25.114	18.060	71.3	1:06.362
49	23.235	24.811	18.099	70.8	1:06.145	100	22.752	25.088	18.003	71.5	1:05.843
50	22.785	<u>24.765</u>	18.265	70.9	1:05.815	101	22.819	25.147	18.113	70.9	1:06.079
51	22.852	24.891	18.091	71.3	1:05.834	102					

15 Egor Grachev Team																			
lap	Sect-1	Speed	Sect-2	Speed	Sect-3	Speed	TopSpeed	laptime	pit	lap	Sect-1	Speed	Sect-2	Speed	Sect-3	Speed	Topspeed	laptime	pit
1	25.200		26.051		18.120		72.1	1:09.371		52	23.199		25.568		18.545		69.6	1:07.312	
2	22.967		25.668		18.003		72.4	1:06.638		53	23.045		25.483		18.778		69.8	1:07.306	
3	23.186		26.302		19.052		70.5	1:08.540		54	23.084		25.434		18.599		69.1	1:07.117	
4	23.284		25.409		17.887		72.5	1:06.580		55	22.871		25.543		Pit In			4:04.171	
5	23.062		25.327		18.571		71.3	1:06.960		56	Pit Out		25.551		18.069		71.3	1:03.438	
6	23.582		24.965		17.823		<u>72.7</u>	1:06.370		57	23.240		25.086		17.860		71.6	1:06.186	
7	22.939		25.183		17.928		72.1	1:06.050		58	22.703		25.152		17.803		72.3	1:05.658	
8	23.290		25.036		17.936		71.9	1:06.262		59	22.503		24.921		<u>17.768</u>		72.0	<u>1:05.192</u>	
9	22.662		25.246		17.817		72.4	1:05.725		60	22.571		25.003		17.990		71.1	1:05.564	
10	22.688		25.180		18.172		70.3	1:06.040		61	22.671		25.061		17.917		71.3	1:05.649	
11	22.932		25.356		18.024		71.4	1:06.312		62	<u>22.473</u>		24.866		18.075		71.7	1:05.414	
12	22.648		25.248		17.866		71.9	1:05.762		63	22.869		24.995		17.981		71.7	1:05.845	
13	22.646		25.186		17.854		71.9	1:05.686		64	22.782		24.904		18.067		70.9	1:05.753	
14	22.527		25.098		17.898		71.7	1:05.523		65	22.579		<u>24.851</u>		Pit In			4:02.664	
15	22.534		25.224		18.027		71.3	1:05.785		66	Pit Out		25.414		18.213		71.3	1:03.125	
16	22.790		25.297		18.043		71.3	1:06.130		67	23.978		25.593		18.156		71.6	1:07.727	
17	22.959		25.160		18.159		70.6	1:06.278		68	22.986		25.285		18.106		71.1	1:06.377	
18	23.062		25.238		18.120		70.8	1:06.420		69	22.756		25.098		18.023		71.3	1:05.877	
19	22.814		25.099		18.073		71.1	1:05.986		70	22.857		25.099		18.694		69.1	1:06.650	
20	22.678		25.183		Pit In			4:04.944		71	22.678		25.595		18.043		71.3	1:06.316	
21	Pit Out		25.503		18.609		69.9	1:03.832		72	22.776		25.011		17.957		71.5	1:05.744	
22	23.221		25.379		18.288		70.1	1:06.888		73	22.854		25.090		17.978		71.7	1:05.922	
23	23.257		25.425		18.602		69.2	1:07.284		74	22.823		25.136		17.991		71.5	1:05.950	
24	23.096		25.612		18.455		69.6	1:07.163		75	22.694		24.900		17.890		72.1	1:05.484	
25	23.203		25.339		18.218		70.5	1:06.760		76	22.734		24.967		18.619		69.1	1:06.320	
26	23.038		25.384		18.314		70.2	1:06.736		77	24.254		25.085		18.117		71.3	1:07.456	
27	23.150		25.572		18.317		70.8	1:07.039		78	22.987		24.994		17.954		71.9	1:05.935	
28	23.418		25.291		18.239		70.6	1:06.948		79	22.643		25.206		Pit In			1:30.284	
29	22.879		25.387		18.376		70.2	1:06.642		80	Pit Out		25.101		19.053		68.5	1:03.421	
30	22.729		25.557		18.577		69.1	1:06.863		81	23.159		25.098		17.996		71.9	1:06.253	
31	24.475		25.403		18.614		69.3	1:08.492		82	22.725		25.042		17.974		71.5	1:05.741	
32	22.699		25.156		18.233		70.2	1:06.088		83	22.988		25.196		18.047		71.2	1:06.231	
33	22.650		25.931		18.470		70.6	1:07.051		84	22.866		25.198		17.974		71.7	1:06.038	
34	22.870		25.878		18.146		70.9	1:06.894		85	22.764		25.057		18.115		71.3	1:05.936	
35	22.867		25.381		18.351		70.3	1:06.599		86	22.772		25.175		17.979		71.7	1:05.926	
36	23.293		25.518		18.394		70.1	1:07.205		87	22.705		25.008		17.931		71.7	1:05.644	
37	23.527		25.643		18.899		68.4	1:08.069		88	22.754		25.152		18.082		71.7	1:05.988	
38	23.000		25.757		18.483		70.7	1:07.240		89	22.822		25.234		18.245		70.8	1:06.301	
39	23.536		25.518		18.525		69.0	1:07.579		90	23.211		24.971		18.024		71.5	1:06.206	
40	23.131		25.576		18.224		70.4	1:06.931		91	22.836		25.030		17.931		71.6	1:05.797	





## RCRS Karting Endurance 2024 Igora Drive

Race



20 August 2024

Laps and Sector Times - Endurance

Igora - 1206mtr.

41	23.437	25.546	18.481	69.8	1:07.464	92	22.783	25.443	18.036	71.5	1:06.262
42	22.988	25.499	18.325	70.5	1:06.812	93	22.624	24.989	17.913	71.7	1:05.526
43	23.001	25.321	18.393	70.1	1:06.715	94	22.883	25.031	17.981	71.7	1:05.895
44	23.168	25.659	18.662	68.9	1:07.489	95	22.859	25.085	17.937	71.3	1:05.881
45	23.060	25.525	18.503	69.3	1:07.088	96	22.825	25.096	17.892	72.1	1:05.813
46	22.819	25.707	18.525	69.3	1:07.051	97	22.765	25.443	17.909	71.7	1:06.117
47	23.034	25.581	18.568	69.3	1:07.183	98	22.698	25.207	18.119	71.7	1:06.024
48	23.173	25.520	18.422	69.7	1:07.115	99	22.737	25.136	17.926	72.2	1:05.799
49	23.558	25.460	18.381	70.0	1:07.399	100	23.326	25.334	17.946	72.4	1:06.606
50	23.174	25.693	18.551	69.3	1:07.418	101	22.950	25.198	17.901	72.4	1:06.049
51	22.893	25.561	18.518	69.2	1:06.972	102					

16 Alexander Pochenkov Team																			
Lap	Sect-1	Speed	Sect-2	Speed	Sect-3	Speed	TopSpeed	laptime	pit	Lap	Sect-1	Speed	Sect-2	Speed	Sect-3	Speed	TopSpeed	laptime	pit
1	25.239		26.137		18.648		71.6	1:10.024		51	22.743		24.964		17.846		72.7	1:05.553	
2	23.124		25.734		18.097		71.6	1:06.955		52	22.816		25.115		18.009		72.0	1:05.940	
3	24.001		25.415		17.928		72.2	1:07.344		53	22.665		25.360		18.033		72.0	1:06.058	
4	23.402		25.924		18.330		71.1	1:07.656		54	22.765		24.928		17.782		72.7	1:05.475	
5	23.031		25.037		18.051		71.3	1:06.119		55	22.856		24.929		Pit In			4:06.460	
6	23.419		25.383		17.944		72.1	1:06.746		56	Pit Out		25.784		18.772		68.2	1:04.777	
7	23.797		25.591		18.074		72.2	1:07.462		57	23.903		25.825		18.488		70.1	1:08.216	
8	23.493		25.080		17.964		71.7	1:06.537		58	23.684		25.688		18.550		69.8	1:07.922	
9	23.075		25.013		17.867		72.8	1:05.955		59	23.506		25.791		18.609		69.1	1:07.906	
10	25.322		25.464		18.147		71.5	1:08.933		60	23.487		25.582		18.690		70.8	1:07.759	
11	23.069		25.014		18.245		70.4	1:06.328		61	23.203		25.694		18.419		69.9	1:07.316	
12	23.383		26.063		18.564		71.4	1:08.010		62	23.177		25.536		18.269		70.6	1:06.982	
13	23.027		24.909		17.991		72.0	1:05.927		63	23.188		25.748		18.571		69.3	1:07.507	
14	23.119		25.278		18.076		71.5	1:06.473		64	23.362		25.693		18.424		69.7	1:07.479	
15	22.951		25.231		18.651		70.3	1:06.833		65	23.860		26.860		Pit In			4:10.150	
16	23.013		24.891		18.106		71.6	1:06.010		66	Pit Out		25.716		18.252		70.7	1:03.739	
17	23.046		25.126		18.237		71.5	1:06.409		67	24.671		26.000		18.243		70.9	1:08.914	
18	23.186		25.159		18.342		71.9	1:06.687		68	23.059		25.682		18.415		69.8	1:07.156	
19	22.896		25.160		18.090		72.1	1:06.146		69	23.425		25.515		18.151		71.0	1:07.091	
20	22.997		25.074		18.199		71.7	1:06.270		70	23.169		25.535		18.262		70.5	1:06.966	
21	23.292		25.121		Pit In			4:06.518		71	23.485		25.497		18.286		70.0	1:07.268	
22	Pit Out		25.202		17.922		72.7	1:04.358		72	23.502		25.265		18.167		71.0	1:06.934	
23	22.939		25.103		17.947		72.8	1:05.989		73	23.241		25.310		18.152		71.3	1:06.703	
24	22.989		24.943		17.905		73.5	1:05.837		74	23.050		25.648		18.086		71.2	1:06.784	
25	23.186		25.332		17.924		73.4	1:06.442		75	23.395		25.494		18.192		71.1	1:07.081	
26	22.803		25.033		18.129		72.2	1:05.965		76	23.483		25.561		18.265		70.5	1:07.309	
27	22.882		24.965		17.799		<u>74.0</u>	1:05.646		77	23.723		25.403		18.078		71.2	1:07.204	
28	22.920		24.937		17.970		72.6	1:05.827		78	23.065		25.249		18.010		70.7	1:06.324	
29	22.864		<u>24.809</u>		18.205		71.5	1:05.878		79	23.410		25.480		18.647		69.1	1:07.537	
30	22.939		24.835		17.844		71.9	1:05.618		80	23.789		25.492		18.182		71.2	1:07.463	
31	22.758		24.938		17.912		72.3	1:05.608		81	23.322		25.530		18.013		71.5	1:06.865	
32	<u>22.660</u>		25.013		<u>17.777</u>		73.2	<u>1:05.450</u>		82	23.406		25.230		18.201		70.8	1:06.837	
33	22.792		25.613		17.881		72.9	1:06.286		83	23.317		25.655		18.326		70.0	1:07.298	
34	23.102		25.760		17.888		71.6	1:06.750		84	23.179		26.304		18.050		71.0	1:07.533	
35	22.970		24.895		17.914		72.1	1:05.779		85	23.209		25.680		18.180		70.0	1:07.069	
36	23.340		25.128		17.953		72.3	1:06.421		86	23.115		26.389		18.033		71.6	1:07.537	





## RCRS Karting Endurance 2024 Igora Drive

Race  
Laps and Sector Times - Endurance

20 August 2024  
Igora - 1206mtr.

37	22.798	25.098	17.783	72.2	1:05.679	87	23.264	25.820	18.026	71.2	1:07.110
38	23.033	25.052	17.984	72.5	1:06.069	88	22.880	25.600	17.973	71.3	1:06.453
39	22.910	25.024	17.967	72.1	1:05.901	89	22.956	25.441	18.376	70.5	1:06.773
40	22.800	24.940	17.920	71.7	1:05.660	90	23.580	25.350	17.945	71.6	1:06.875
41	22.791	24.855	17.980	71.7	1:05.626	91	23.614	25.422	17.881	71.9	1:06.917
42	22.851	24.985	17.825	72.5	1:05.661	92	23.098	26.040	17.930	72.0	1:07.068
43	23.001	24.972	17.949	71.9	1:05.922	93	23.421	25.484	18.014	71.2	1:06.919
44	22.860	25.117	17.811	72.8	1:05.788	94	23.129	25.718	18.073	71.6	1:06.920
45	22.966	24.949	17.807	72.7	1:05.722	95	23.037	25.358	18.131	70.8	1:06.526
46	22.897	25.072	17.959	72.3	1:05.928	96	23.376	25.266	18.008	71.1	1:06.650
47	22.881	24.988	17.830	72.2	1:05.699	97	23.096	25.395	18.322	70.8	1:06.813
48	23.120	25.065	17.943	72.3	1:06.128	98	23.214	25.568	18.048	71.3	1:06.830
49	22.816	24.918	17.923	71.8	1:05.657	99	23.288	25.227	18.098	70.9	1:06.613
50	22.808	24.969	17.909	72.6	1:05.686	100	23.240	25.419	18.597	70.0	1:07.256

17		Alexander Dudarev Team																	
lap	Sect-1	Speed	Sect-2	Speed	Sect-3	Speed	TopSpeed	laptime	pit	lap	Sect-1	Speed	Sect-2	Speed	Sect-3	Speed	Topspeed	laptime	pit
1	24.847		25.341		18.043		71.5	1:08.231		52	22.583		25.113		18.248		69.8	1:05.944	
2	22.714		24.921		17.986		71.9	1:05.621		53	22.618		25.116		18.237		70.1	1:05.971	
3	23.684		25.759		17.977		72.4	1:07.420		54	22.594		25.158		Pit In			4:04.386	
4	22.937		25.006		17.946		72.1	1:05.889		55	Pit Out		25.749		18.136		70.4	1:03.639	
5	22.720		24.930		18.224		71.5	1:05.874		56	22.767		25.287		18.139		70.7	1:06.193	
6	22.532		25.250		17.873		72.7	1:05.655		57	22.551		25.045		18.281		70.5	1:05.877	
7	22.575		24.875		17.842		72.7	1:05.292		58	22.486		25.259		18.287		70.5	1:06.032	
8	22.466		24.864		17.989		71.5	1:05.319		59	22.650		25.214		18.759		69.7	1:06.623	
9	22.353		24.767		<u>17.747</u>		<u>73.4</u>	<u>1:04.867</u>		60	23.170		25.195		18.169		70.7	1:06.534	
10	23.242		25.080		17.987		71.4	1:06.309		61	22.667		25.189		18.151		70.5	1:06.007	
11	22.476		24.748		17.949		71.3	1:05.173		62	22.568		25.072		18.058		70.8	1:05.698	
12	22.399		<u>24.702</u>		17.870		72.6	1:04.971		63	22.575		25.149		18.081		71.0	1:05.805	
13	22.346		24.985		17.866		72.4	1:05.197		64	22.524		25.103		18.135		70.3	1:05.762	
14	22.435		24.876		17.938		71.5	1:05.249		65	22.542		25.140		18.097		70.1	1:05.779	
15	22.387		24.933		17.988		72.3	1:05.308		66	22.626		25.115		Pit In			4:03.491	
16	22.848		24.874		17.849		72.2	1:05.571		67	Pit Out		25.485		18.050		71.4	1:03.939	
17	22.324		24.751		17.854		72.1	1:04.929		68	23.179		25.270		18.396		71.7	1:06.845	
18	22.421		24.806		17.779		72.4	1:05.006		69	23.091		25.222		18.045		71.9	1:06.358	
19	22.620		25.094		17.887		72.0	1:05.601		70	22.844		25.249		18.028		72.0	1:06.121	
20	<u>22.275</u>		25.046		17.853		72.4	1:05.174		71	23.290		25.147		17.858		72.4	1:06.295	
21	22.370		24.765		Pit In			4:04.680		72	22.765		25.245		17.927		72.7	1:05.937	
22	Pit Out		25.362		18.708		69.9	1:03.992		73	22.896		25.199		17.906		72.5	1:06.001	
23	22.929		25.325		18.626		68.9	1:06.880		74	22.898		25.328		17.939		72.4	1:06.165	
24	23.890		25.186		18.284		70.1	1:07.360		75	22.858		25.236		17.904		72.4	1:05.998	
25	22.714		25.053		18.869		68.3	1:06.636		76	22.968		25.409		17.997		72.1	1:06.374	
26	22.866		25.100		18.221		70.0	1:06.187		77	23.045		25.498		18.008		72.1	1:06.551	
27	22.711		25.140		18.166		70.4	1:06.017		78	22.793		25.220		17.970		72.5	1:05.983	
28	22.662		25.074		18.181		70.2	1:05.917		79	22.732		25.340		17.980		72.3	1:06.052	
29	22.730		25.046		18.230		70.2	1:06.006		80	22.811		25.196		17.987		72.5	1:05.994	
30	22.677		25.021		18.250		69.9	1:05.948		81	22.905		25.080		18.188		71.7	1:06.173	
31	22.604		25.142		18.242		70.1	1:05.988		82	22.565		25.117		17.879		72.7	1:05.561	
32	22.639		25.012		18.144		70.1	1:05.795		83	22.706		25.351		17.948		72.2	1:06.005	
33	22.611		25.093		18.147		70.5	1:05.851		84	22.703		25.158		18.017		72.3	1:05.878	



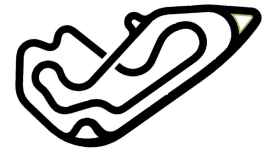
## RCRS Karting Endurance 2024 Igora Drive

Race  
Laps and Sector Times - Endurance

20 August 2024  
Igora - 1206mtr.

34	22.529	25.241	18.185	69.9	1:05.955	85	22.892	25.291	18.049	71.9	1:06.232
35	22.682	25.386	18.080	71.0	1:06.148	86	22.718	25.198	17.909	72.8	1:05.825
36	22.887	25.111	18.229	70.1	1:06.227	87	22.702	25.269	17.917	72.5	1:05.888
37	22.576	25.549	18.010	71.0	1:06.135	88	22.938	25.216	17.906	72.4	1:06.060
38	22.964	25.325	18.249	70.2	1:06.538	89	22.707	25.321	17.940	72.7	1:05.968
39	22.628	25.106	18.253	69.4	1:05.987	90	22.672	25.159	17.905	72.5	1:05.736
40	22.732	25.046	18.252	69.7	1:06.030	91	22.800	25.373	17.857	72.7	1:06.030
41	22.586	25.103	18.215	69.9	1:05.904	92	22.604	25.336	17.938	72.6	1:05.878
42	22.596	25.237	18.111	70.5	1:05.944	93	22.594	25.333	18.034	72.1	1:05.961
43	22.503	24.979	18.243	69.7	1:05.725	94	22.655	25.243	17.949	72.7	1:05.847
44	22.507	25.102	18.270	69.5	1:05.879	95	22.659	25.174	17.900	72.8	1:05.733
45	22.610	25.014	18.659	68.6	1:06.283	96	22.874	26.208	17.833	72.7	1:06.915
46	23.612	24.993	17.995	71.1	1:06.600	97	22.656	25.179	17.876	72.5	1:05.711
47	22.542	25.144	17.965	71.5	1:05.651	98	22.689	25.176	17.936	72.7	1:05.801
48	22.698	25.095	18.029	71.2	1:05.822	99	22.529	25.335	17.840	72.8	1:05.704
49	22.605	24.915	18.121	70.5	1:05.641	100	22.690	25.039	17.803	73.2	1:05.532
50	22.481	25.023	18.006	71.6	1:05.510	101	22.978	25.287	17.947	73.1	1:06.212
51	22.660	25.088	18.102	69.9	1:05.850	102	22.637	25.638	17.881	72.9	1:06.156

18		Alexey Nichiporuk Team																	
Lap	Sect-1	Speed	Sect-2	Speed	Sect-3	Speed	TopSpeed	laptime	pit	Lap	Sect-1	Speed	Sect-2	Speed	Sect-3	Speed	Topspeed	laptime	pit
1	25.588		25.498		18.503		70.0	1:09.589		52	22.357		24.765		18.056		71.3	1:05.178	
2	23.296		25.892		18.744		68.4	1:07.932		53	22.442		24.782		18.105		70.8	1:05.329	
3	23.038		25.517		18.181		70.4	1:06.736		54	22.297		24.831		18.052		71.1	1:05.180	
4	24.650		25.718		18.332		70.4	1:08.700		55	22.704		24.992		Pit In			4:04.497	
5	23.248		25.386		18.436		70.1	1:07.070		56	Pit Out		26.665		19.262		67.3	1:06.935	
6	23.209		25.594		18.398		70.7	1:07.201		57	24.518		26.068		18.912		67.8	1:09.498	
7	23.116		25.443		18.440		69.6	1:06.999		58	24.108		26.265		18.863		68.6	1:09.236	
8	23.091		25.610		18.496		70.4	1:07.197		59	24.350		26.177		18.570		69.9	1:09.097	
9	22.939		25.480		18.324		70.4	1:06.743		60	23.571		26.006		18.990		67.9	1:08.567	
10	23.054		25.477		18.146		71.2	1:06.677		61	25.355		26.116		18.666		69.1	1:10.137	
11	23.576		25.426		18.200		70.4	1:07.202		62	24.052		25.922		19.079		68.6	1:09.053	
12	22.975		25.568		18.310		70.4	1:06.853		63	23.899		26.202		18.484		69.5	1:08.585	
13	23.035		25.466		18.952		68.8	1:07.453		64	23.685		25.985		18.733		68.2	1:08.403	
14	22.967		25.481		18.223		70.8	1:06.671		65	23.449		25.811		18.745		69.2	1:08.005	
15	23.032		25.337		18.215		70.6	1:06.584		66	23.975		25.949		Pit In			4:06.777	
16	22.974		25.559		18.610		68.9	1:07.143		67	Pit Out		25.589		18.346		69.7	1:03.707	
17	23.056		25.563		18.360		69.8	1:06.979		68	23.081		25.477		18.395		69.0	1:06.953	
18	22.924		25.601		18.614		69.0	1:07.139		69	23.182		25.303		18.174		70.6	1:06.659	
19	23.105		25.495		18.379		69.4	1:06.979		70	23.042		25.446		18.133		70.6	1:06.621	
20	23.531		25.473		Pit In			4:20.270		71	23.126		25.266		18.092		71.0	1:06.484	
21	Pit Out		25.095		18.194		70.2	1:02.852		72	23.026		25.419		18.545		71.0	1:06.990	
22	22.692		25.132		18.312		70.5	1:06.136		73	22.977		24.955		18.049		71.1	1:05.981	
23	22.595		24.944		18.127		71.0	1:05.666		74	22.834		25.098		17.956		71.2	1:05.888	
24	22.640		24.992		18.086		70.9	1:05.718		75	22.800		25.685		18.372		70.7	1:06.857	
25	22.684		24.886		18.067		70.7	1:05.637		76	23.073		25.588		17.912		71.9	1:06.573	
26	22.557		24.779		17.974		71.1	1:05.310		77	23.191		25.600		18.411		70.8	1:07.202	
27	22.472		24.827		17.965		71.3	1:05.264		78	23.161		25.136		17.928		71.9	1:06.225	
28	22.327		24.945		17.925		71.4	1:05.197		79	23.023		24.877		17.863		72.1	1:05.763	
29	22.452		24.908		18.082		71.0	1:05.442		80	23.167		25.073		18.246		69.9	1:06.486	



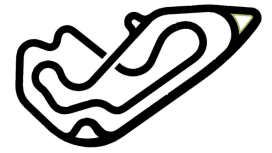
## RCRS Karting Endurance 2024 Igora Drive

Race  
Laps and Sector Times - Endurance

20 August 2024  
Igora - 1206mtr.

30	22.426	24.824	18.022	70.9	1:05.272	81	22.676	25.040	<u>17.845</u>	72.1	1:05.561
31	22.416	24.829	18.165	70.5	1:05.410	82	23.015	25.198	18.017	71.0	1:06.230
32	22.478	24.816	18.000	71.0	1:05.294	83	22.728	25.769	18.050	70.6	1:06.547
33	22.381	24.901	17.975	71.1	1:05.257	84	23.197	26.456	18.076	71.0	1:07.729
34	22.437	24.838	17.969	71.1	1:05.244	85	22.833	25.208	17.938	71.1	1:05.979
35	22.463	24.866	17.964	71.2	1:05.293	86	22.787	25.108	18.023	70.8	1:05.918
36	22.292	24.898	17.987	71.1	1:05.177	87	22.840	25.194	17.991	71.3	1:06.025
37	22.476	24.788	17.939	71.3	1:05.203	88	22.585	25.178	18.025	71.3	1:05.788
38	22.617	24.994	17.994	71.1	1:05.605	89	22.958	25.131	17.979	71.1	1:06.068
39	22.596	24.765	17.932	71.7	1:05.293	90	22.575	25.197	18.174	70.7	1:05.946
40	22.410	24.822	17.921	71.6	1:05.153	91	22.886	25.392	17.943	71.5	1:06.221
41	22.986	25.048	17.901	<u>72.4</u>	1:05.935	92	22.782	25.341	18.036	71.1	1:06.159
42	22.827	24.840	18.049	71.3	1:05.716	93	22.986	25.248	18.018	70.6	1:06.252
43	22.489	24.804	17.945	71.5	1:05.238	94	22.720	25.178	18.151	70.4	1:06.049
44	22.449	24.822	17.969	71.2	1:05.240	95	23.936	25.206	17.970	71.7	1:07.112
45	22.299	24.887	17.946	71.4	1:05.132	96	22.796	24.963	18.053	71.7	1:05.812
46	22.451	24.907	17.943	71.6	1:05.301	97	22.732	25.300	18.212	70.6	1:06.244
47	<u>22.280</u>	<u>24.756</u>	17.952	72.1	<u>1:04.988</u>	98	22.735	25.096	18.025	71.3	1:05.856
48	22.744	24.985	18.417	69.9	1:06.146	99	22.900	25.077	17.985	71.2	1:05.962
49	22.692	24.883	18.215	70.4	1:05.790	100	22.660	25.183	18.063	71.2	1:05.906
50	22.442	24.843	17.988	71.3	1:05.273	101	22.929	25.481	18.061	70.8	1:06.471
51	22.435	24.819	17.983	71.3	1:05.237	102					

19	Stas Novikov Team																		
Lap	Sect-1	Speed	Sect-2	Speed	Sect-3	Speed	TopSpeed	laptime	pit	Lap	Sect-1	Speed	Sect-2	Speed	Sect-3	Speed	Topspeed	laptime	pit
1	24.626		25.746		18.427		70.6	1:08.799		52	23.024		25.273		18.124		71.2	1:06.421	
2	22.998		25.281		18.221		70.5	1:06.500		53	22.915		25.364		18.228		70.7	1:06.507	
3	22.804		25.682		18.349		70.4	1:06.835		54	23.087		25.188		Pit In			4:05.837	
4	22.455		25.547		19.153		67.7	1:07.155		55	Pit Out		25.288		18.405		69.4	1:03.582	
5	23.182		25.482		18.943		68.8	1:07.607		56	22.547		25.255		18.321		69.9	1:06.123	
6	23.636		25.246		18.166		70.5	1:07.048		57	23.327		25.069		18.284		69.6	1:06.680	
7	22.948		25.636		18.292		71.7	1:06.876		58	22.581		25.218		18.230		70.0	1:06.029	
8	22.600		25.120		18.298		70.0	1:06.018		59	22.613		25.129		18.609		70.1	1:06.351	
9	22.584		25.209		18.176		70.4	1:05.969		60	22.848		25.139		18.212		70.0	1:06.199	
10	22.585		25.123		18.233		70.4	1:05.941		61	23.334		25.293		18.214		71.2	1:06.841	
11	22.558		25.390		18.253		70.8	1:06.201		62	22.581		25.330		18.077		71.1	1:05.988	
12	22.624		25.160		18.143		70.5	1:05.927		63	22.744		25.207		18.130		70.6	1:06.081	
13	22.545		25.226		18.241		70.6	1:06.012		64	22.567		25.357		18.237		71.3	1:06.161	
14	22.471		25.128		18.152		70.6	1:05.751		65	22.549		25.292		18.094		70.1	1:05.935	
15	23.001		25.002		18.080		70.8	1:06.083		66	22.753		25.253		Pit In			4:05.537	
16	22.751		25.178		18.334		69.9	1:06.263		67	Pit Out		25.143		18.045		71.3	1:02.586	
17	22.708		25.327		18.261		70.2	1:06.296		68	22.714		24.906		18.068		70.2	1:05.688	
18	22.505		25.259		18.334		69.9	1:06.098		69	22.960		24.923		18.188		70.3	1:06.071	
19	22.495		25.328		18.107		70.3	1:05.930		70	22.684		24.905		17.982		71.5	1:05.571	
20	22.705		25.313		Pit In			4:06.141		71	22.685		24.825		18.090		71.1	1:05.600	
21	Pit Out		25.417		18.263		70.8	1:03.389		72	22.752		24.924		17.991		71.1	1:05.667	
22	23.139		25.615		18.226		71.2	1:06.980		73	22.388		25.239		18.256		70.2	1:05.883	
23	23.024		25.220		18.254		70.8	1:06.498		74	22.517		24.866		18.045		71.3	1:05.428	
24	23.048		25.355		18.015		71.7	1:06.418		75	22.542		24.870		18.110		70.7	1:05.522	
25	23.863		25.329		18.097		71.2	1:07.289		76	22.433		24.964		18.085		71.0	1:05.482	



## RCRS Karting Endurance 2024 Igora Drive

Race



20 August 2024

Laps and Sector Times - Endurance

Igora - 1206mtr.

26	23.086	25.219	18.166	71.0	1:06.471	77	22.459	24.880	18.072	71.2	1:05.411
27	23.459	25.218	18.220	70.7	1:06.897	78	22.587	24.878	18.081	71.2	1:05.546
28	22.942	25.470	18.129	71.6	1:06.541	79	22.561	24.903	18.150	70.9	1:05.614
29	23.073	25.225	18.016	71.7	1:06.314	80	22.579	24.882	18.063	71.3	1:05.524
30	22.937	25.123	18.031	71.7	1:06.091	81	22.431	24.846	18.147	70.3	1:05.424
31	23.486	25.250	18.309	70.8	1:07.045	82	22.573	24.838	18.094	71.6	1:05.505
32	22.970	25.337	18.022	71.5	1:06.329	83	22.560	24.837	18.137	71.0	1:05.534
33	23.095	26.176	18.226	70.2	1:07.497	84	22.563	24.844	18.122	71.2	1:05.529
34	23.273	26.541	17.978	<u>72.6</u>	1:07.792	85	22.620	24.965	18.123	70.8	1:05.708
35	22.931	25.273	18.409	72.0	1:06.613	86	22.578	24.880	18.079	70.8	1:05.537
36	23.661	25.661	18.066	72.0	1:07.388	87	22.380	24.817	18.081	71.2	1:05.278
37	23.245	25.680	18.489	71.6	1:07.414	88	22.450	24.863	18.004	71.7	1:05.317
38	23.118	25.699	18.546	70.6	1:07.363	89	22.456	25.061	18.049	70.8	1:05.566
39	23.037	25.182	18.041	71.7	1:06.260	90	22.437	24.826	18.048	71.0	1:05.311
40	23.359	25.321	18.175	71.0	1:06.855	91	22.384	24.829	18.191	71.0	1:05.404
41	23.103	25.225	18.086	71.8	1:06.414	92	22.508	24.835	18.151	70.7	1:05.494
42	22.906	25.364	<u>17.850</u>	72.3	1:06.120	93	22.484	24.856	18.098	70.6	1:05.438
43	23.048	25.737	18.092	70.9	1:06.877	94	22.493	24.816	18.102	71.2	1:05.411
44	23.006	25.365	18.295	70.7	1:06.666	95	22.617	24.843	18.062	71.2	1:05.522
45	22.993	25.192	17.993	71.8	1:06.178	96	22.365	24.806	18.035	71.0	<u>1:05.206</u>
46	22.876	25.207	18.773	70.6	1:06.856	97	22.733	24.861	18.127	71.0	1:05.721
47	23.311	25.120	18.006	71.7	1:06.437	98	<u>22.348</u>	24.897	18.135	70.9	1:05.380
48	23.087	25.302	18.133	71.2	1:06.522	99	22.516	<u>24.792</u>	18.098	71.2	1:05.406
49	23.029	25.268	18.091	71.2	1:06.388	100	22.460	24.831	18.103	71.1	1:05.394
50	23.085	25.475	18.107	71.5	1:06.667	101	22.457				
51	23.123	25.377	18.110	71.2	1:06.610	102		24.826	18.062	71.1	1:05.345

20		Alexey Savin Team																	
lap	Sect-1	Speed	Sect-2	Speed	Sect-3	Speed	TopSpeed	laptime	pit	lap	Sect-1	Speed	Sect-2	Speed	Sect-3	Speed	Topspeed	laptime	pit
1	25.089		25.670		18.321		71.0	1:09.080		52	23.182		25.296		17.962		71.9	1:06.440	
2	23.082		26.705		18.280		70.3	1:08.067		53	23.092		25.597		17.944		72.1	1:06.633	
3	23.138		25.549		18.030		71.1	1:06.717		54	23.158		25.562		Pit In			4:03.853	
4	24.397		25.172		18.125		71.5	1:07.694		55	Pit Out		25.326		18.377		69.4	1:03.386	
5	23.361		25.147		18.122		71.6	1:06.630		56	23.332		25.268		18.253		70.3	1:06.853	
6	22.966		25.110		17.941		71.7	1:06.017		57	23.513		25.116		18.321		70.3	1:06.950	
7	23.029		25.647		18.356		71.0	1:07.032		58	22.811		25.293		18.278		70.5	1:06.382	
8	23.056		25.109		18.331		70.0	1:06.496		59	22.823		25.428		18.300		70.3	1:06.551	
9	22.737		<u>24.953</u>		18.070		71.1	1:05.760		60	23.032		25.163		18.318		70.5	1:06.513	
10	22.569		25.079		18.139		70.8	1:05.787		61	23.107		25.322		18.314		70.0	1:06.743	
11	22.679		24.978		18.083		72.1	1:05.740		62	22.694		25.142		18.269		70.7	1:06.105	
12	22.654		25.230		18.061		72.0	1:05.945		63	22.838		25.107		18.352		69.9	1:06.297	
13	22.764		25.189		18.128		71.7	1:06.081		64	22.788		25.169		18.140		70.8	1:06.097	
14	22.524		25.199		18.009		71.9	<u>1:05.732</u>		65	23.498		25.619		18.331		69.7	1:07.448	
15	22.623		24.984		18.180		70.5	1:05.787		66	22.790		25.302		Pit In			4:04.534	
16	23.576		25.168		18.055		71.3	1:06.799		67	Pit Out		26.411		18.373		70.2	1:04.589	
17	<u>22.501</u>		25.250		18.291		71.3	1:06.042		68	23.353		25.526		18.256		70.2	1:07.135	
18	22.857		25.231		18.035		71.9	1:06.123		69	23.581		25.505		18.191		70.4	1:07.277	
19	22.671		25.118		18.098		71.7	1:05.887		70	23.010		25.333		18.266		69.8	1:06.609	
20	22.812		25.294		Pit In			4:05.470		71	22.783		25.195		18.342		69.5	1:06.320	
21	Pit Out		25.472		18.001		72.1	1:03.165		72	22.823		25.236		18.269		69.8	1:06.328	



## RCRS Karting Endurance 2024 Igora Drive

Race  
Laps and Sector Times - Endurance

20 August 2024  
Igora - 1206mtr.

22	23.197	25.231	17.834	72.5	1:06.262	73	22.910	25.211	18.157	70.4	1:06.278
23	23.118	25.283	17.969	72.2	1:06.370	74	22.945	25.219	18.146	71.1	1:06.310
24	23.046	25.475	18.067	<u>72.8</u>	1:06.588	75	22.803	25.238	18.255	69.8	1:06.296
25	22.873	25.272	17.941	71.9	1:06.086	76	22.992	25.511	18.551	69.2	1:07.054
26	22.835	25.351	17.972	72.1	1:06.158	77	22.969	25.266	18.061	71.5	1:06.296
27	22.793	25.381	18.217	71.2	1:06.391	78	22.783	25.255	18.210	70.3	1:06.248
28	22.792	25.253	18.060	71.6	1:06.105	79	22.823	25.098	18.174	70.1	1:06.095
29	22.825	25.573	17.907	72.3	1:06.305	80	22.775	25.209	18.032	71.0	1:06.016
30	23.003	25.351	17.906	72.1	1:06.260	81	22.909	25.246	18.215	70.1	1:06.370
31	22.863	25.407	17.923	71.9	1:06.193	82	22.726	25.163	18.205	70.8	1:06.094
32	23.009	25.531	17.942	71.9	1:06.482	83	22.834	25.140	18.104	71.0	1:06.078
33	22.751	25.409	18.097	71.5	1:06.257	84	22.684	25.208	18.083	70.8	1:05.975
34	22.819	25.537	18.033	71.5	1:06.389	85	23.215	25.404	18.191	71.0	1:06.810
35	22.965	25.371	17.995	71.6	1:06.331	86	22.817	25.168	18.022	71.6	1:06.007
36	22.922	25.420	18.062	71.6	1:06.404	87	22.841	25.217	17.990	71.1	1:06.048
37	23.085	25.387	18.434	70.6	1:06.906	88	22.892	25.303	18.086	72.5	1:06.281
38	23.031	25.336	17.987	71.9	1:06.354	89	22.715	25.377	18.065	70.7	1:06.157
39	23.281	25.337	Pit In		1:18.055	90	23.037	25.928	18.094	72.1	1:07.059
40	Pit Out	25.250	17.899	72.5	1:01.582	91	22.758	25.196	18.069	71.6	1:06.023
41	23.067	25.473	18.247	71.6	1:06.787	92	22.861	25.172	18.120	71.1	1:06.153
42	23.217	25.464	17.992	71.9	1:06.673	93	22.705	25.206	18.014	71.3	1:05.925
43	22.960	25.490	17.963	72.0	1:06.413	94	22.777	25.265	18.072	71.1	1:06.114
44	23.085	25.749	17.826	72.7	1:06.660	95	22.791	25.107	18.742	68.4	1:06.640
45	22.872	25.237	17.912	72.4	1:06.021	96	23.149	25.138	18.035	72.3	1:06.322
46	23.131	25.373	17.921	72.5	1:06.425	97	22.808	25.262	18.101	71.3	1:06.171
47	22.947	25.353	17.986	72.2	1:06.286	98	22.767	25.203	18.124	71.6	1:06.094
48	23.153	25.491	17.969	72.3	1:06.613	99	22.778	25.168	18.046	71.4	1:05.992
49	22.996	25.435	18.044	71.9	1:06.475	100	22.788	25.185	18.118	71.6	1:06.091
50	22.914	25.463	<u>17.825</u>	72.5	1:06.202	101	23.010	25.429	18.138	71.0	1:06.577
51	23.034	25.361	18.057	71.7	1:06.452	102					