

MaxPower Cars 2024 Stage 2 Igora Drive

Practice

25 May 2024

Laps and Sector Times - Open Pitlane - 1

- 4086 mtr.

2										BMW M4C F82									
lap	Sect-1	Speed	Sect-2	Speed	Sect-3	Speed	TopSpeed	laptime	pit	lap	Sect-1	Speed	Sect-2	Speed	Sect-3	Speed	Topspeed	laptime	pit
1	Pit Out		55.806		55.292			2:57.549		8	51.782		35.080		49.403		147.2	2:16.265	
2	50.442		33.745		41.230		111.0	2:05.417		9	49.754		39.512		46.191		218.8	2:15.457	
3	53.661		32.815		38.614		205.9	2:05.090		10	49.728		39.606		47.711		218.7	2:17.045	
4	46.770		34.503		Pit In		211.7	2:15.124		11	49.153		38.715		44.289		220.4	2:12.157	
5	Pit Out		33.516		38.420			8:15.869		12	43.523		<u>31.538</u>		<u>36.115</u>		<u>220.9</u>	<u>1:51.176</u>	
6	43.374		32.879		37.059		218.8	1:53.312		13	55.729		40.874		Pit In		219.5	3:18.612	
7	<u>43.156</u>		36.172		41.888		217.6	2:01.216		14									

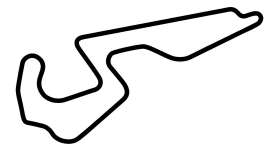
3										Renault Megane III RS CUP									
lap	Sect-1	Speed	Sect-2	Speed	Sect-3	Speed	TopSpeed	laptime	pit	lap	Sect-1	Speed	Sect-2	Speed	Sect-3	Speed	Topspeed	laptime	pit
1	Pit Out		34.243		39.154			2:32.355		15	56.219		43.355		58.202		186.6	2:37.776	
2	45.161		32.727		37.531		184.8	1:55.419		16	57.006		41.054		45.293		110.8	2:23.353	
3	44.407		31.970		37.632		185.3	1:54.009		17	43.779		32.982		37.137		188.2	1:53.898	
4	57.053		40.310		56.026		171.8	2:33.389		18	51.165		40.719		Pit In		187.2	2:31.837	
5	1:05.556		47.976		48.962		115.3	2:42.494		19	Pit Out		40.509		57.393			21:52.446	
6	44.309		31.748		<u>37.035</u>		186.3	1:53.092		20	44.356		31.310		38.027		181.9	1:53.693	
7	53.049		50.567		Pit In		<u>188.6</u>	2:48.383		21	44.451		34.879		45.488		185.0	2:04.818	
8	Pit Out		37.574		1:00.836			31:26.129		22	44.246		31.875		40.349		186.4	1:56.470	
9	46.387		34.426		43.240		186.0	2:04.053		23	43.737		<u>30.956</u>		37.942		186.3	<u>1:52.635</u>	
10	43.909		30.961		37.313		187.8	1:52.183 D		24	1:03.747		52.229		1:03.790		184.3	2:59.766	
11	54.219		38.850		46.973		186.8	2:20.042		25	51.244		37.015		50.919		185.1	2:19.178	
12	<u>43.693</u>		31.531		38.203		187.2	1:53.427		26	43.935		31.008		37.461		188.0	1:52.404 D	
13	54.958		44.515		48.433		131.0	2:27.906		27	58.567		Pit In		Pit In		185.8	2:44.432	
14	43.697		32.767		37.066		187.5	1:53.530		28									

7										Porsche Cayman 718 GT4									
lap	Sect-1	Speed	Sect-2	Speed	Sect-3	Speed	TopSpeed	laptime	pit	lap	Sect-1	Speed	Sect-2	Speed	Sect-3	Speed	Topspeed	laptime	pit
1	Pit Out		38.979		43.028			2:33.702		9	52.979		38.299		Pit In		197.7	2:30.805	
2	52.461		43.205		39.357		193.6	2:15.023		10	Pit Out		34.506		38.108			16:37.327 D	
3	47.861		35.226		43.703		198.0	2:06.790		11	44.696		<u>31.357</u>		37.023		198.2	1:53.076 D	
4	53.662		38.774		43.564		195.3	2:16.000		12	52.427		47.159		44.577		197.0	2:24.163	
5	44.729		36.772		41.571		197.9	2:03.072		13	<u>43.618</u>		31.599		<u>36.725</u>		<u>199.9</u>	1:51.942 D	
6	45.476		31.566		38.667		191.4	1:55.709		14	51.328		37.424		45.236		195.5	2:13.988	
7	51.603		39.050		43.366		193.0	2:14.019		15	44.465		31.467		36.947		195.5	1:52.879 D	
8	44.372		32.288		37.162		198.6	<u>1:53.822</u>		16	55.822		39.837		Pit In		195.3	2:34.696	

8										Porsche Cayman S 718									
lap	Sect-1	Speed	Sect-2	Speed	Sect-3	Speed	TopSpeed	laptime	pit	lap	Sect-1	Speed	Sect-2	Speed	Sect-3	Speed	Topspeed	laptime	pit
1	Pit Out		34.756		40.840			2:24.611		9	56.000		38.358		47.297		199.9	2:21.655	
2	44.611		33.376		38.243		201.6	1:56.230		10	50.193		37.020		36.861		154.5	2:04.074	
3	44.119		32.892		38.007		201.4	1:55.018		11	52.237		39.057		Pit In		172.3	2:34.047	
4	52.975		38.789		Pit In		199.6	2:37.002		12			35.162		37.639			12:13.195	
5	Pit Out				37.966			27:22.053		13	43.312		31.932		37.825		204.9	1:53.069	
6	46.026		31.737		37.587		201.5	1:55.350		14	56.444		41.551		45.893		199.4	2:23.888	
7	44.928		32.030		38.211		201.4	1:55.169		15	<u>43.082</u>		36.592		46.293		<u>206.6</u>	2:05.967	
8					36.906		201.5	1:54.529		16	43.549		<u>31.597</u>		<u>36.584</u>		204.7	<u>1:51.730</u>	

9										Toyota GR Yaris									
lap	Sect-1	Speed	Sect-2	Speed	Sect-3	Speed	TopSpeed	laptime	pit	lap	Sect-1	Speed	Sect-2	Speed	Sect-3	Speed	Topspeed	laptime	pit
1	Pit Out		31.365		37.664			2:07.086		6	43.470		32.260		46.346		192.5	2:02.076 D	
2	44.979		31.038		36.907		181.5	1:52.924		7	43.665		30.971		36.861		<u>193.3</u>	1:51.497	
3	<u>43.172</u>		31.162		<u>36.664</u>		192.6	<u>1:50.998</u>		8	49.271		42.390		44.816		188.6	2:16.477	
4	51.048		38.649		Pit In		192.3	2:28.197		9	43.293		<u>30.957</u>		40.898		190.5	1:55.148	
5	Pit Out		32.209		45.035			1:19:06.248		10									

11										BMW M3 E92									
lap	Sect-1	Speed	Sect-2	Speed	Sect-3	Speed	TopSpeed	laptime	pit	lap	Sect-1	Speed	Sect-2	Speed	Sect-3	Speed	Topspeed	laptime	pit
1	Pit Out		34.459		39.647			2:21.601		7	49.877		35.673		Pit In		203.4	2:30.631	
2	44.513		32.420		40.039		202.9	1:56.972		8	Pit Out		31.118		36.820			4:51.574	
3	42.796		31.333		Pit In		204.8	2:02.396		9	43.108		30.864		37.557		204.4	1:51.529	
4	Pit Out		31.029		36.793			5:43.673		10	43.913		31.172		37.740		192.3	1:52.825	
5	<u>42.737</u>		<u>30.805</u>		<u>36.536</u>		<u>207.8</u>	<u>1:50.078</u>		11	51.193		38.331		44.339		142.7	2:13.863	
6	43.463		30.868		36.571		207.5	1:50.902		12	48.186		40.442		Pit In		206.8	2:29.634	



MaxPower Cars 2024 Stage 2 Igora Drive

Practice

25 May 2024

Laps and Sector Times - Open Pitlane - 1

- 4086 mtr.

20										Porsche Cayman GT4 982									
lap	Sect-1	Speed	Sect-2	Speed	Sect-3	Speed	TopSpeed	laptime	pit	lap	Sect-1	Speed	Sect-2	Speed	Sect-3	Speed	Topspeed	laptime	pit
1	Pit Out		34.600		44.835			2:30.750		14	42.862		30.911		36.703		209.8	1:50.476	
2	50.257		34.447		44.240		123.0	2:08.944		15	50.880		36.901		Pit In		167.2	2:24.989	
3	43.110		31.665		36.942		206.9	1:51.717		16	Pit Out		33.551		36.566			30:37.926	
4	42.814		30.572		35.765		210.4	1:49.151		17	42.960		30.693		35.928		208.2	1:49.581	
5	42.636		30.738		36.061		210.4	1:49.435		18	42.634		<u>30.453</u>		35.795		208.9	<u>1:48.882</u>	
6	42.762		30.660		38.090		210.3	1:51.512		19	43.527		32.778		38.261		208.5	1:54.566	
7	48.548		37.127				155.2	2:18.877		20	43.409		31.068		Pit In		208.1	2:13.214	
8	Pit Out		31.939		37.588			4:54.534		21	Pit Out		32.999		37.180			27:19.054	
9	42.755		30.928		36.606		207.8	1:50.289		22	42.822		30.779		35.980		208.4	1:49.581	
10	42.704		31.031		36.554		209.1	1:50.289		23	42.833		30.582		<u>35.580</u>		209.5	1:48.995	
11	42.818		30.959		35.678		210.7	1:49.455		24	42.945		30.981		35.782		<u>210.8</u>	1:49.708	
12	43.053		30.608		36.136		210.5	1:49.797		25	50.554		39.733		Pit In		200.0	2:27.636	
13	<u>42.573</u>		30.838		35.640		207.5	1:49.051		26									

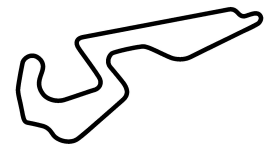
24										Seat Leon Cupra TCR									
lap	Sect-1	Speed	Sect-2	Speed	Sect-3	Speed	TopSpeed	laptime	pit	lap	Sect-1	Speed	Sect-2	Speed	Sect-3	Speed	Topspeed	laptime	pit
1	Pit Out				43.249			2:28.715		14	44.885		31.619		36.508		195.3	1:53.012	
2					39.828		170.1	2:04.069		15	<u>41.925</u>		<u>30.392</u>		36.933		203.1	1:49.250	
3					37.560		196.4	1:57.810		16	1:24.120		34.581		38.169		156.7	2:36.870	
4					37.021		199.1	1:54.450		17	44.565		32.424		36.870		200.6	1:53.859	
5					38.535		201.0	1:54.993		18	46.775		1:17.911		39.548		200.2	2:44.234	
6			Pit In		Pit In		146.2	2:31.799		19	44.085		33.492		36.716		194.0	1:54.293	
7	Pit Out				37.201			6:19.732		20	42.566		31.045		36.796		203.8	1:50.407	
8					37.268		199.5	1:54.470		21	43.150		31.541		36.822		204.0	1:51.513	
9					40.457		200.2	1:54.956		22	42.543		30.963		<u>35.713</u>		<u>205.2</u>	<u>1:49.219</u>	
10			Pit In		Pit In		153.1	2:31.892		23	42.623		30.471		36.425		204.0	1:49.519 D	
11	Pit Out		31.243		38.439			18:05.032		24	43.147		32.294		38.014		202.0	1:53.455 D	
12	44.642		32.077		36.620		201.1	1:53.339		25	55.820		36.611		Pit In		167.5	2:25.211	
13	42.986		30.598		36.577		202.2	1:50.161		26									

26										Mazda MX-5 RF									
lap	Sect-1	Speed	Sect-2	Speed	Sect-3	Speed	TopSpeed	laptime	pit	lap	Sect-1	Speed	Sect-2	Speed	Sect-3	Speed	Topspeed	laptime	pit
1	Pit Out		36.360		44.887			2:34.109		12	45.427		34.675		41.956		169.2	2:02.058	
2	48.848		31.817		41.196		160.3	2:01.861		13	44.268		30.567		<u>39.225</u>		168.4	1:54.060	
3	46.517		31.629		40.352		167.6	1:58.498		14	48.490		35.672		Pit In		170.2	2:18.541	
4	45.147		31.022		40.048		169.6	1:56.217		15	Pit Out		34.412		39.648			27:25.769	
5	44.932		31.026		40.730		168.2	1:56.688		16	44.297		30.862		40.027		170.5	1:55.186 D	
6	44.201		31.156		39.857		170.9	1:55.214		17	43.926		31.233		39.319		171.1	1:54.478	
7	44.153		30.958		40.371		170.5	1:55.482		18	44.337		31.501		39.794		<u>171.6</u>	1:55.632	
8	28:25.251		31.033		40.136		169.0	29:36.420		19	44.103		30.523		45.913		169.9	2:00.539	
9	44.711		30.875		39.679		167.8	1:55.265		20	47.698		35.933		41.432		135.2	2:05.063	
10	44.027		30.900		39.661		168.2	1:54.588		21	<u>43.824</u>		33.550		43.540		170.4	2:00.914	
11	44.486		31.220		39.544		167.5	1:55.250		22	43.950		<u>30.506</u>		39.248		170.2	<u>1:53.704</u>	

27										BMW M240									
lap	Sect-1	Speed	Sect-2	Speed	Sect-3	Speed	TopSpeed	laptime	pit	lap	Sect-1	Speed	Sect-2	Speed	Sect-3	Speed	Topspeed	laptime	pit
1	Pit Out		40.896		47.881			2:38.467		11	46.422		33.524		38.409		210.4	1:58.355	
2	48.757		37.158		43.104		160.6	2:09.019		12	45.162		33.059		<u>37.896</u>		214.6	1:56.117	
3	46.630		35.690		44.633		189.8	2:06.953		13	49.810		41.063		Pit In		209.5	2:28.921	
4	45.562		34.667		39.176		195.9	1:59.405		14			38.709		40.833			22:17.103	
5	45.490		34.225		39.775		211.0	1:59.490		15	45.137		32.870		38.400		218.5	1:56.407	
6	45.394		34.512		39.517		216.9	1:59.423		16	<u>44.970</u>		32.709		38.567		216.3	1:56.246	
7	53.505		43.977		Pit In		215.2	4:05.818		17	57.131		43.432		48.372		209.1	2:28.935	
8			38.585		45.646			15:09.132		18	45.662		<u>32.036</u>		38.062		216.5	<u>1:55.760</u>	
9	45.749		34.009		39.332		198.2	1:59.090		19	56.595		46.119		Pit In		209.1	2:45.892	
10	40:15.937		44.533		56.784		<u>219.3</u>	41:57.254		20									

28										Mitsubishi Lancer Evo X									
lap	Sect-1	Speed	Sect-2	Speed	Sect-3	Speed	TopSpeed	laptime	pit	lap	Sect-1	Speed	Sect-2	Speed	Sect-3	Speed	Topspeed	laptime	pit
1	Pit Out		36.633		<u>42.593</u>			2:37.142		2									

29										Audi A3									
lap	Sect-1	Speed	Sect-2	Speed	Sect-3	Speed	TopSpeed	laptime	pit	lap	Sect-1	Speed	Sect-2	Speed	Sect-3	Speed	Topspeed	laptime	pit
1	Pit Out		31.248		43.968			2:16.497		4	<u>40.325</u>		28.539		<u>34.683</u>		<u>206.2</u>	1:43.547 D	
2	40.930		28.699		35.095		191.6	1:44.724 D		5	40.403		28.772		Pit In		205.8	1:53.598	



MaxPower Cars 2024 Stage 2

Igora Drive

Practice

25 May 2024

Laps and Sector Times - Open Pitlane - 1

- 4086 mtr.

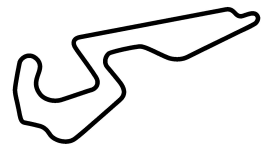

3	40.666	<u>28.535</u>	34.990	203.3	1:44.191 D	6			
---	--------	---------------	--------	-------	------------	---	--	--	--

32								BMW M2 C F87											
lap	Sect-1	Speed	Sect-2	Speed	Sect-3	Speed	TopSpeed	laptime	pit	lap	Sect-1	Speed	Sect-2	Speed	Sect-3	Speed	Topspeed	laptime	pit
1	Pit Out		36.503		43.127			2:29.620		12	44.636		32.299		37.699		217.3	<u>1:54.634</u>	
2	14:01.238		33.561		43.128		212.6	15:17.927		13	48.273		41.319		48.151		218.2	2:17.743	
3	44.580		32.552		38.062		175.6	1:55.194		14	44.964		32.900		41.277		216.2	1:59.141	
4	45.468		36.877		42.633		218.4	2:04.978		15	51.507		42.972		45.251		135.4	2:19.730	
5	45.317		33.038		41.740		176.4	2:00.095		16	44.276		32.582		37.858		<u>220.6</u>	1:54.716	
6	43.922		33.080		<u>37.696</u>		217.9	1:54.698		17	45.658		32.383		38.035		214.3	1:56.076	
7	52.267		38.772		44.097		218.2	2:15.136		18	51.383		39.003		53.729		218.8	2:24.115	
8	46.998		35.293		42.194		195.9	2:04.485		19	47.443		35.263		45.548		146.5	2:08.254	
9	<u>2:45.168</u>		<u>40.635</u>		46.673		2.6	4:12.476		20	55.984		37.336		39.113		143.3	2:12.433	
10	47.361		36.528		Pit In		176.5	2:26.750		21	46.525		33.380		40.982		176.2	2:00.887	
11			35.218		39.788			28:33.671		22									

38								Porsche Cayman 718 GT4											
lap	Sect-1	Speed	Sect-2	Speed	Sect-3	Speed	TopSpeed	laptime	pit	lap	Sect-1	Speed	Sect-2	Speed	Sect-3	Speed	Topspeed	laptime	pit
1	Pit Out		35.306		41.016			2:20.157		16	48.833		36.821		43.017		198.2	2:08.671	
2	42.948		30.887		36.859		206.4	1:50.694		17	47.761		36.797		42.334		198.4	2:06.892	
3	42.557		30.592		37.082		209.1	1:50.231		18	47.621		35.347		43.529		201.1	2:06.497	
4	42.826		30.199		36.341		204.1	1:49.366		19	56.394		37.674		Pit In		166.0	2:38.024	
5	42.474		<u>30.126</u>		36.047		208.6	1:48.647		20	Pit Out		35.688		41.981			18:45.827	
6	49.018		37.363		Pit In		<u>209.8</u>	2:27.006		21	49.233		35.263		39.788		199.6	2:04.284	
7	Pit Out		30.804		35.766			16:37.145		22	48.001		34.221		43.613		202.0	2:05.835	
8	<u>41.926</u>		30.608		36.074		209.7	1:48.608		23	45.015		33.403		40.970		201.4	1:59.388	
9	41.962		30.412		35.882		207.8	1:48.256 D		24	44.517		32.972		44.943		202.5	2:02.432	
10	42.038		30.379		35.938		208.1	1:48.355 D		25	56.656		36.749		43.976		131.0	2:17.381	
11	42.074		30.137		<u>35.414</u>		207.6	<u>1:47.625</u>		26	45.860		35.172		41.359		201.6	2:02.391	
12	48.657		35.215		Pit In		208.4	2:20.433		27	45.201		35.014		40.025		201.0	2:00.240	
13	Pit Out		40.663		55.561			18:10.432		28	50.800		35.428		41.426		201.6	2:07.654	
14	54.774		41.086		46.446		143.1	2:22.306		29	44.676		36.121		43.971		196.4	2:04.768	
15	48.835		36.820		45.081		198.3	2:10.736		30	55.222		37.382		Pit In		113.0	2:31.191	

41								BMW E90											
lap	Sect-1	Speed	Sect-2	Speed	Sect-3	Speed	TopSpeed	laptime	pit	lap	Sect-1	Speed	Sect-2	Speed	Sect-3	Speed	Topspeed	laptime	pit
1	Pit Out		46.089		54.196			2:59.351		16	47.611		33.980		40.154		176.4	2:01.745	
2	49.309		34.891		42.237		172.6	2:06.437		17	54.145		42.103		Pit In		174.3	2:36.133	
3	48.792		37.677		42.756		178.7	2:09.225		18	Pit Out		31.370		38.424			8:37.386	
4	48.738		37.426		44.197		169.9	2:10.361		19	44.369		31.103		37.946		180.8	1:53.418	
5	48.960		35.823		42.487		169.9	2:07.270		20	<u>43.607</u>		<u>30.923</u>		37.984		<u>181.0</u>	<u>1:52.514</u>	
6	49.891		35.668		47.430		179.0	2:12.989		21	43.652		30.932		<u>37.928</u>		180.5	1:52.512 D	
7	48.056		34.709		40.777		168.4	2:03.542 D		22	46.796		33.147		Pit In		180.5	2:06.864	
8	54.403		38.901		Pit In		175.4	2:32.336		23	Pit Out		39.561		45.054			21:16.967	
9	Pit Out		37.395		41.316			27:47.734		24	47.079		34.497		42.216		177.2	2:03.792	
10	48.507		34.508		41.079		174.9	2:04.094		25	49.231		36.216		41.352		164.0	2:06.799	
11	52.560		34.138		41.599		172.8	2:08.297		26	48.905		35.614		40.516		180.4	2:05.035	
12	47.968		35.173		40.838		172.1	2:03.979		27	46.769		33.404		40.050		176.9	2:00.223	
13	47.844		34.443		42.388		175.5	2:04.675		28	48.405		36.224		40.001		177.4	2:04.630	
14	49.094		34.867		40.481		172.6	2:04.442		29	46.588		34.148		47.174		174.7	2:07.910	
15	47.488		34.312		41.182		177.7	2:02.982		30									

44								Porsche Cayman GT4 982											
lap	Sect-1	Speed	Sect-2	Speed	Sect-3	Speed	TopSpeed	laptime	pit	lap	Sect-1	Speed	Sect-2	Speed	Sect-3	Speed	Topspeed	laptime	pit
1	Pit Out		31.945		38.109			2:05.081		16	45.000		30.152		35.586		164.2	1:50.738	
2	43.160		31.274		37.393		206.2	1:51.827		17	44.783		30.850		35.766		211.0	1:51.399	
3	42.820		32.494		36.379		211.3	1:51.693 D		18	42.314		30.490		35.432		212.3	1:48.236 D	
4	42.131		30.867		35.744		213.1	<u>1:48.742</u>		19	42.556		30.328		Pit In		206.8	2:18.908	
5	49.971		32.814		Pit In		212.9	2:13.452		20	Pit Out		30.547		<u>35.408</u>			37:03.113	
6	Pit Out		33.456		38.284			10:22.476		21	42.150		31.547		36.575		213.2	1:50.272	
7	42.700		31.060		36.138		211.9	1:49.898		22	42.519		30.725		37.311		212.3	1:50.555	
8	42.861		<u>30.151</u>		36.348		<u>214.5</u>	1:49.360		23	43.410		30.271		35.818		212.9	1:49.499	
9	42.578		30.518		36.132		212.6	1:49.228		24	43.600		30.655		36.706		212.9	1:50.961	
10	42.636		30.228		36.203		212.2	1:49.067 D		25	45.114		31.191		35.971		210.8	1:52.276	
11	42.726		30.722		38.693		212.3	1:52.141		26	44.923		33.988		36.716		211.9	1:55.627	
12	48.200		40.995		46.187		162.4	2:15.382		27	<u>42.078</u>		31.917		39.840		212.0	1:53.835	
13	15:04.281		31.569		36.427			16:12.277		28	47.719		33.382		36.530		211.1	1:57.631	
14	42.213		30.700		37.973		212.8	1:50.886		29	42.670		30.417		36.571		212.8	1:49.658	



MaxPower Cars 2024 Stage 2 Igora Drive

Practice

25 May 2024

Laps and Sector Times - Open Pitlane - 1

- 4086 mtr.

15	42.104	30.421	36.544	211.7	1:49.069 D	30	42.332	31.816	Pit In	210.4	2:04.033
----	--------	--------	--------	-------	------------	----	--------	--------	--------	-------	----------

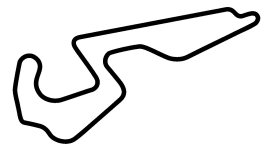

45							Porsche Cayman GT4 982												
lap	Sect-1	Speed	Sect-2	Speed	Sect-3	Speed	TopSpeed	laptime	pit	lap	Sect-1	Speed	Sect-2	Speed	Sect-3	Speed	Topspeed	laptime	pit
1	Pit Out		30.451		34.891			2:11.447		11	48.189		34.509		36.351		209.7	1:59.049	
2	41.879		<u>29.693</u>		34.808		211.0	<u>1:46.380</u>		12	42.435		30.650		35.376		208.8	1:48.461 D	
3	41.612		29.835		34.599		212.0	1:46.046 D		13	42.268		30.407		35.376		209.7	1:48.051 D	
4	<u>41.547</u>		29.786		<u>34.523</u>		212.5	1:45.856 D		14	42.629		30.951		Pit In		209.8	2:03.230	
5	41.724		29.805		34.545		<u>213.5</u>	1:46.074 D		15	Pit Out		30.825		35.226			7:26.267	
6	43.574		31.164		Pit In		212.0	2:04.648		16	41.932		30.406		35.309		210.7	1:47.647	
7	Pit Out		36.297		37.697			30:44.475		17	42.330		30.420		39.486		211.0	1:52.236	
8	42.423		31.577		36.398		207.9	1:50.398 D		18	42.639		35.862		42.956		207.1	2:01.457	
9	42.496		31.173		35.936		209.7	1:49.605 D		19	42.047		30.608		35.327		207.6	1:47.982	
10	43.201		30.642		35.586		210.4	1:49.429		20	59.182		40.783		Pit In		210.8	2:30.552	

46							BMW M3												
lap	Sect-1	Speed	Sect-2	Speed	Sect-3	Speed	TopSpeed	laptime	pit	lap	Sect-1	Speed	Sect-2	Speed	Sect-3	Speed	Topspeed	laptime	pit
1	Pit Out		35.949		44.060			2:29.034		9	Pit Out		33.032		43.581			21:49.029	
2	50.043		32.377		38.732		186.0	2:01.152		10	43.537		31.727		<u>37.157</u>		192.1	1:52.421	
3	44.401		38.149		Pit In		190.6	2:25.225		11	44.227		39.776		45.651		190.5	2:09.654	
4	Pit Out		32.544		38.193			18:46.686		12	<u>43.184</u>		<u>30.935</u>		37.816		<u>196.6</u>	1:51.935 D	
5	43.563		33.342		38.038		192.8	1:54.943		13	50.190		42.182		44.177		195.5	2:16.549	
6	45.058		32.647		37.440		192.7	1:55.145 D		14	43.482		31.050		37.632		192.5	<u>1:52.164</u>	
7	55.013		43.727		54.360		194.2	2:33.100		15	53.977		39.149		Pit In		196.4	2:30.276	
8	57.129		43.383		Pit In		134.9	2:43.826		16									

48							Mercedes AMG GT4												
lap	Sect-1	Speed	Sect-2	Speed	Sect-3	Speed	TopSpeed	laptime	pit	lap	Sect-1	Speed	Sect-2	Speed	Sect-3	Speed	Topspeed	laptime	pit
1	Pit Out		Pit In		Pit In			2:40.588		21	40.077		29.246		33.503		208.9	1:42.826	
2	Pit Out				37.293			3:25.666		22	40.402		28.722		34.612		212.6	1:43.736	
3					36.282		206.5	1:48.904		23	40.069		29.367		34.144		211.1	1:43.580	
4					35.722		209.1	1:48.042		24	39.987		28.634		33.745		213.7	1:42.366	
5					34.820		210.1	1:45.857		25	40.018		28.838		33.693		213.4	1:42.549	
6			Pit In		Pit In		212.6	1:54.637		26	39.733		28.793		34.989		213.8	1:43.515	
7			Pit In		Pit In			34:25.365		27	40.112		28.641		33.475		212.9	1:42.228	
8	Pit Out		29.961		34.502		5:15.282			28	39.765		28.537		33.428		212.8	1:41.730	
9	40.150		29.278		34.151		210.4	1:43.579		29	40.198		28.831		33.667		212.9	1:42.696	
10	39.994		28.861		34.126		210.8	1:42.981		30	40.185		28.615		34.399		212.8	1:43.199	
11	40.202		29.440		34.660		211.6	1:44.302		31	40.970		28.930		34.231		214.0	1:44.131	
12	40.080		28.755		33.959		211.4	1:42.794		32	39.910		28.986		33.527		214.0	1:42.423	
13	40.114		28.761		34.127		211.7	1:43.002		33	40.437		28.858		33.754		<u>214.9</u>	1:43.049	
14	40.205		29.492		33.674		212.5	1:43.371		34	40.154		28.679		<u>33.217</u>		213.1	1:42.050	
15	40.814		28.847		33.879		213.8	1:43.540		35	40.493		29.392		33.752		<u>214.9</u>	1:43.637	
16	40.190		28.504		33.862		211.1	1:42.556		36	40.366		29.176		33.692		214.3	1:43.234	
17	<u>39.716</u>		29.400		34.311		212.3	1:43.427		37	40.199		29.135		34.424		214.5	1:43.758	
18	40.114		28.767		33.713		211.0	1:42.594		38	40.599		28.957		33.673		211.7	1:43.229	
19	40.225		28.550		33.659		213.1	1:42.434		39	40.001		<u>28.205</u>		33.507		211.9	<u>1:41.713</u>	
20	40.361		28.787		34.429		213.8	1:43.577		40									

49							Alfa Romeo 4C												
lap	Sect-1	Speed	Sect-2	Speed	Sect-3	Speed	TopSpeed	laptime	pit	lap	Sect-1	Speed	Sect-2	Speed	Sect-3	Speed	Topspeed	laptime	pit
1	Pit Out		37.758		41.985			2:32.589		10	43.913		31.735		38.037		189.9	1:53.685	
2	45.019		32.722		39.275		189.7	1:57.016		11	<u>43.645</u>		31.392		37.749		188.7	<u>1:52.786</u>	
3	48.309		35.431		Pit In		189.8	2:17.353		12	44.104		41.143		42.822		188.7	2:08.069	
4	Pit Out		32.861		38.803			4:43.064		13	43.971		<u>31.257</u>		38.282		187.2	1:53.510	
5	44.033		32.240		38.819		<u>190.9</u>	1:55.092		14	1:03.945		36.122		Pit In		188.5	2:44.619	
6	51.171		33.941		38.153		189.1	2:03.265		15	Pit Out		37.814		39.060			23:41.003	
7	43.917		31.650		38.048		189.4	1:53.615		16	44.026		32.412		<u>37.677</u>		187.8	1:54.115	
8	59.404		37.495		Pit In		189.3	2:35.504		17	44.042		31.857		37.866		188.7	1:53.765	
9	Pit Out		38.027		47.008			27:37.269		18	54.985		46.108		Pit In		187.9	2:41.227	

52							Subaru Impreza WRX STI II												
lap	Sect-1	Speed	Sect-2	Speed	Sect-3	Speed	TopSpeed	laptime	pit	lap	Sect-1	Speed	Sect-2	Speed	Sect-3	Speed	Topspeed	laptime	pit
1	Pit Out		45.227		49.097			2:59.610		11	53.882		49.816		47.945		200.3	2:31.643	
2	46.710		33.243		38.724		185.1	1:58.677		12	42.692		30.581		36.673		199.9	1:49.946	
3	1:01.636		41.239		40.897		193.6	2:23.772		13	1:12.821		45.195		Pit In		197.0	3:05.928	
4	44.224		32.226		37.347		188.1	1:53.797		14	Pit Out		44.569		51.597			19:40.762	



MaxPower Cars 2024 Stage 2 Igora Drive

Practice

25 May 2024

Laps and Sector Times - Open Pitlane - 1

- 4086 mtr.

5	57.230	37.936	45.801	194.7	2:20.967	15	42.925	<u>30.218</u>	<u>35.871</u>	196.1	<u>1:49.014</u>
6	43.987	31.472	38.011	195.3	1:53.470	16	59.750	38.908	45.324	200.4	2:23.982
7	21:05.723	42.390	46.559	195.7	22:34.672	17	<u>42.384</u>	30.810	37.202	<u>200.6</u>	1:50.396 D
8	43.979	31.469	36.933	195.3	1:52.381	18	58.987	46.556	49.131	171.5	2:34.674
9	55.059	42.469	53.021	198.0	2:30.549	19	42.621	30.299	37.025	200.3	1:49.945 D
10	43.512	31.216	49.222	198.7	2:03.950	20	59.962	42.371	Pit In	199.0	2:45.798

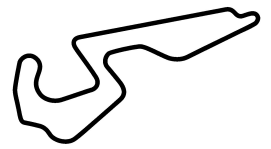

54											Subaru BRZ										
lap	Sect-1	Speed	Sect-2	Speed	Sect-3	Speed	TopSpeed	laptime	pit	lap	Sect-1	Speed	Sect-2	Speed	Sect-3	Speed	Topspeed	laptime	pit		
1	Pit Out		34.958		44.195			2:19.714		12	46.522		32.537		39.594		174.7	1:58.653			
2	46.682		32.488		40.213		170.3	1:59.383 D		13	46.333		32.739		39.405		174.7	1:58.477 D			
3	46.246		32.655		40.025		172.8	1:58.926 D		14	45.746		32.727		39.733		174.4	1:58.206 D			
4	45.881		32.297		39.688		175.1	1:57.866 D		15	46.115		32.480		39.528		173.2	1:58.123 D			
5	45.640		32.357		39.317		174.6	1:57.314		16	46.031		32.332		39.774		172.2	1:58.137			
6	46.185		32.808		42.069		<u>175.2</u>	2:01.062 D		17	56.973		47.097		Pit In		172.4	2:47.432			
7	57.614		40.087		Pit In		145.9	2:39.675		18	Pit Out		34.353		42.415			25:49.153			
8	Pit Out		42.878		47.924			8:00.944		19	44.778		<u>31.841</u>		<u>39.270</u>		172.4	1:55.889 D			
9	46.159						173.5	1:58.315 D		20	<u>44.776</u>		32.097		39.537		174.4	<u>1:56.410</u>			
10	21:08.176		42.539		44.022		174.3	22:34.737		21	45.189		41.119		56.769		172.7	2:23.077 D			
11	46.247		32.301		39.634		173.0	1:58.182 D		22	1:01.696		44.695		Pit In		124.7	2:51.959			

55											Nissan GT-R R35										
lap	Sect-1	Speed	Sect-2	Speed	Sect-3	Speed	TopSpeed	laptime	pit	lap	Sect-1	Speed	Sect-2	Speed	Sect-3	Speed	Topspeed	laptime	pit		
1	Pit Out		38.876		47.356			2:36.297		8	44.716		38.996		51.166		224.6	2:14.878			
2	48.020		34.213		41.507		172.0	2:03.740		9	53.395		40.455		Pit In		155.3	2:34.844			
3	46.063		32.370		38.257		155.5	1:56.690		10	Pit Out		32.945		36.847			18:43.628			
4	42.811		31.676		36.105		226.1	1:50.592		11	42.219		<u>31.228</u>		36.623		226.8	1:50.070			
5	50.354		39.350		Pit In		225.2	2:27.773		12	<u>41.957</u>		33.204		41.024		<u>228.3</u>	1:56.185 D			
6	Pit Out		32.129		37.248			30:07.551		13	42.322		31.359		<u>35.683</u>		216.5	<u>1:49.364</u>			
7	42.795		31.604		35.947		222.9	1:50.346		14	54.271		43.282		Pit In		228.1	2:36.125			

57											BMW M2 CS F87										
lap	Sect-1	Speed	Sect-2	Speed	Sect-3	Speed	TopSpeed	laptime	pit	lap	Sect-1	Speed	Sect-2	Speed	Sect-3	Speed	Topspeed	laptime	pit		
1	Pit Out		39.003		43.430			2:34.770		6	40.578		29.309		34.756		221.7	1:44.643			
2	42.265		29.617		36.800		<u>221.9</u>	1:48.682		7	<u>40.375</u>		<u>28.954</u>		<u>34.048</u>		217.3	<u>1:43.377</u>			
3	47.045		40.251		47.395		143.3	2:14.691		8	47.181		35.546		46.259		221.1	2:08.986			
4	1:01.020		36.293		Pit In		122.5	2:37.207		9	59.778		35.135		Pit In		118.9	2:33.841			
5	Pit Out		31.064		36.279			1:09:53.604		10											

62											Renault Megane III RS										
lap	Sect-1	Speed	Sect-2	Speed	Sect-3	Speed	TopSpeed	laptime	pit	lap	Sect-1	Speed	Sect-2	Speed	Sect-3	Speed	Topspeed	laptime	pit		
1	Pit Out		45.962		51.515			3:15.008		12	48.873		34.825		41.055		173.9	2:04.753			
2	55.380		38.537		45.757		158.9	2:19.674		13	49.325		37.939		Pit In		174.1	2:33.296			
3	52.826		41.222		45.062		170.7	2:19.110 D		14	Pit Out		36.724		43.084			15:56.814			
4	50.731		40.026		47.433		170.3	2:18.190		15	49.141		35.407		41.969		174.5	2:06.517			
5	50.389		36.470		45.073		170.8	2:11.932		16	49.280		35.231		<u>40.716</u>		175.3	2:05.227			
6	48.945		35.826		48.936		169.1	2:13.707		17	1:13.256		48.407		52.574		172.9	2:54.237			
7	1:15.174		56.439		Pit In		103.9	3:20.343		18	50.360		35.433		46.233		167.6	2:12.026			
8	Pit Out		37.633		43.198			12:21.851		19	50.929		35.943		45.015		176.4	2:11.887			
9	49.053		35.278		41.466		174.6	2:05.797		20	49.330		34.495		41.847		177.8	2:05.672			
10	49.094		36.202		41.108		176.6	2:06.404		21	<u>48.480</u>		<u>34.227</u>		40.769		177.0	<u>2:03.476</u>			
11	49.168		35.321		41.421		176.1	2:05.910		22											

63											Renault Megane III RS										
lap	Sect-1	Speed	Sect-2	Speed	Sect-3	Speed	TopSpeed	laptime	pit	lap	Sect-1	Speed	Sect-2	Speed	Sect-3	Speed	Topspeed	laptime	pit		
1	Pit Out		39.162		41.431			2:28.796		11	44.206		34.335		40.641		188.9	1:59.182			
2	43.504		31.298		38.264		187.7	1:53.066		12	43.638		<u>31.111</u>		<u>37.150</u>		190.0	1:51.899 D			
3	43.478		31.486		37.577		189.5	1:52.541		13	52.675		41.436		43.688		190.5	2:17.799			
4	58.311		47.647		Pit In		190.9	3:02.698		14	43.455		31.442		37.474		190.3	<u>1:52.371</u>			
5	Pit Out		34.537		42.633			4:46.793		15	50.918		37.643		Pit In		190.0	2:26.029			
6	43.576		31.259		37.514		190.4	1:52.349 D		16	Pit Out		34.266		41.114			8:31.262			
7	53.798		43.197		43.388		<u>191.7</u>	2:20.383		17	48.715		35.442		46.652		190.5	2:10.809			
8	<u>43.276</u>		31.271		37.610		190.5	1:52.157 D		18	46.159		47.526		43.607		188.9	2:17.292			
9	52.788		39.896		Pit In		191.5	2:33.556		19	43.806		32.041		Pit In		189.3	2:15.204			
10	Pit Out		33.858		40.696			45:59.852		20											



MaxPower Cars 2024 Stage 2 Igora Drive

Practice

25 May 2024

Laps and Sector Times - Open Pitlane - 1

- 4086 mtr.

66										Porsche Cayman GT4									
lap	Sect-1	Speed	Sect-2	Speed	Sect-3	Speed	TopSpeed	laptime	pit	lap	Sect-1	Speed	Sect-2	Speed	Sect-3	Speed	Topspeed	laptime	pit
1	Pit Out		31.513		37.033			2:05.992		13	49.551		33.912		37.292		210.8	2:00.755	
2	42.271		30.433		35.258		207.9	1:47.962		14	45.270		32.210		Pit In		210.8	2:07.823	
3	41.814		30.460		35.100		210.0	1:47.374		15	Pit Out		30.758		35.127			16:47.188	
4	50.847		37.646		39.418		210.4	2:07.911		16	42.043		30.209		35.807		208.4	1:48.059 D	
5	41.677		29.943		35.260		210.1	1:46.880		17	42.253		30.726		35.357		208.2	1:48.336 D	
6	<u>41.460</u>		29.990		35.870		207.3	1:47.320 D		18	50.458		36.715		Pit In		206.6	2:20.380	
7	25:50.322		30.259		36.081		209.7	26:56.662		19	Pit Out		30.283		43.328			12:24.336	
8	41.830		29.753		34.633		209.2	1:46.216 D		20	41.643		29.741		34.919		210.8	1:46.303 D	
9	41.514		30.028		34.551		211.1	1:46.093 D		21	44.532		39.197		36.098		<u>212.6</u>	1:59.827	
10	48.195		34.108		37.547		211.4	1:59.850		22	41.717		34.444		43.997		212.2	2:00.158	
11	41.543		<u>29.686</u>		34.860		210.3	1:46.089 D		23	41.683		29.950		34.656		211.3	1:46.289 D	
12	41.540		29.898		34.731		210.3	1:46.169 D		24	41.876		29.863		<u>34.385</u>		212.2	<u>1:46.124</u>	

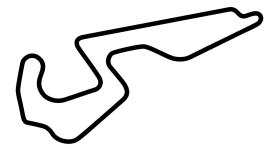

68										Renault Megane III RS									
lap	Sect-1	Speed	Sect-2	Speed	Sect-3	Speed	TopSpeed	laptime	pit	lap	Sect-1	Speed	Sect-2	Speed	Sect-3	Speed	Topspeed	laptime	pit
1	Pit Out		37.718		43.574			2:28.995		11	45.355		32.127		<u>38.200</u>		<u>181.5</u>	1:55.682 D	
2	48.319		34.302		41.572		170.8	2:04.193		12	<u>45.035</u>		<u>31.781</u>		38.457		180.3	<u>1:55.273</u>	
3	47.288		33.888		40.671		172.2	2:01.847		13	54.325		36.707		Pit In		178.7	2:25.719	
4	58.677		43.848		55.124		176.1	2:37.649		14	Pit Out		35.068		41.296			14:13.712	
5	22:10.914		38.220		45.352			23:34.486		15	46.556		33.747		39.797		175.3	2:00.100	
6	47.275		35.518		40.703		169.2	2:03.496		16	46.513		33.528		39.788		176.2	1:59.829	
7	46.414		33.224		41.264		173.9	2:00.902 D		17	54.446		41.112		46.619		175.8	2:22.177	
8	47.386		33.613		39.856		175.0	2:00.855		18	46.244		33.079		39.909		176.0	1:59.232 D	
9	53.657		40.548		Pit In		176.1	2:26.415		19	55.091		42.598		Pit In		178.2	2:34.355	
10	Pit Out		32.560		38.373			15:30.286		20									

70										BMW M4 CS F82									
lap	Sect-1	Speed	Sect-2	Speed	Sect-3	Speed	TopSpeed	laptime	pit	lap	Sect-1	Speed	Sect-2	Speed	Sect-3	Speed	Topspeed	laptime	pit
1	Pit Out		34.225		41.120			2:35.362		12	42.311		31.401		35.571		219.8	1:49.283	
2	45.357		33.130		41.435		187.5	1:59.922		13	43.215		37.094		46.014		<u>222.1</u>	2:06.323	
3	45.616		31.885		37.890		169.3	1:55.391		14	42.801		32.211		<u>35.227</u>		219.8	1:50.239	
4	43.806		32.125		37.186		221.1	1:53.117		15	42.800		36.329		47.468		221.4	2:06.597	
5	50.928		38.117		Pit In		218.2	2:30.951		16	45.826		33.154		39.225		120.5	1:58.205	
6	Pit Out		33.506		40.898			5:45.278		17	44.250		34.224		Pit In		220.0	2:13.019	
7	43.125		32.048		36.689		<u>222.1</u>	1:51.862		18	Pit Out		33.305		41.120			31:48.505 D	
8	42.715		<u>30.924</u>		36.277		220.8	1:49.916		19	<u>42.205</u>		31.182		35.541		217.9	<u>1:48.928</u>	
9	45.305		33.605		Pit In		220.0	2:11.967		20	43.296		32.271		35.637		220.9	1:51.204	
10	Pit Out		34.029		38.819			28:20.539		21	42.324		31.135		39.966		219.6	1:53.425	
11	43.163		31.555		36.007		220.1	1:50.725		22	46.975		33.825		Pit In		126.1	2:16.227	

72										Nissan GT-R R35									
lap	Sect-1	Speed	Sect-2	Speed	Sect-3	Speed	TopSpeed	laptime	pit	lap	Sect-1	Speed	Sect-2	Speed	Sect-3	Speed	Topspeed	laptime	pit
1	Pit Out		34.468		35.721			2:14.861		6	41.258		30.360		<u>33.889</u>		225.2	<u>1:45.507</u>	
2	<u>41.060</u>		34.937		37.447		<u>227.3</u>	1:53.444		7	56.840		40.323		42.974		227.1	2:20.137	
3	41.345		<u>30.358</u>		34.880		227.1	1:46.583		8	41.333		30.374		34.001		226.8	1:45.708 D	
4	1:08.233		49.566		Pit In		224.9	2:58.983		9	58.462		49.455		Pit In		225.7	3:07.715	
5	Pit Out		45.868		43.313			58:55.757		10									

73										Porsche 911 Carrera S 991.2									
lap	Sect-1	Speed	Sect-2	Speed	Sect-3	Speed	TopSpeed	laptime	pit	lap	Sect-1	Speed	Sect-2	Speed	Sect-3	Speed	Topspeed	laptime	pit
1	Pit Out		31.796		35.943			2:07.005		7	Pit Out		31.637		<u>35.386</u>			5:38.770	
2	43.285		31.090		35.864		218.5	1:50.239		8	<u>42.368</u>		<u>30.821</u>		35.594		<u>220.0</u>	<u>1:48.783</u>	
3	43.032		31.104		35.724		218.2	1:49.860		9	42.805		32.529		35.841		215.8	1:51.175	
4	49.150		41.626		44.223		218.7	2:14.999		10	43.633		31.350		35.892		214.3	1:50.875	
5	46.362		31.804		35.680		170.7	1:53.846		11	50.084		36.417		48.037		217.1	2:14.538	
6	43.761		36.475		Pit In		212.5	2:16.966		12	55.827		38.869		Pit In		116.2	2:36.216	

77										Porsche Cayman GT4 CS 981									
lap	Sect-1	Speed	Sect-2	Speed	Sect-3	Speed	TopSpeed	laptime	pit	lap	Sect-1	Speed	Sect-2	Speed	Sect-3	Speed	Topspeed	laptime	pit
1	Pit Out		42.192		38.854			2:26.488		15	40.805		29.270		36.012		212.6	1:46.087 D	
2	44.654		31.718		38.083		206.5	1:54.455		16	41.686		30.002		34.663		207.6	1:46.351	
3	41.801		29.978		35.337		209.8	1:47.116		17	40.744		29.158		34.103		212.9	1:44.005 D	
4	40.919		29.471		34.804		212.5	1:45.194		18	46.957		34.556		Pit In		212.6	2:12.775	
5	42.302		30.992		35.553		212.6	1:48.847		19	Pit Out		30.581		34.195			26:44.729 D	
6	41.323		29.847		37.533		213.7	1:48.703		20	41.174		30.007		34.593		<u>214.5</u>	1:45.774 D	



MaxPower Cars 2024 Stage 2 Igora Drive

Practice

25 May 2024

Laps and Sector Times - Open Pitlane - 1

- 4086 mtr.

7	47.713	39.548	Pit In	170.9	2:25.708	21	41.008	29.472	34.046	212.8	1:44.526 D
8	Pit Out	30.477	35.327		38:40.292	22	46.879	32.016	Pit In	206.2	2:12.922
9	40.837	29.231	34.479	213.8	1:44.547	23	Pit Out	30.060	34.916		7:43.089 D
10	40.672	30.937	35.603	212.5	1:47.212	24	<u>40.360</u>	29.149	36.141	213.1	1:45.650 D
11	40.871	29.547	35.141	212.3	1:45.559 D	25	41.211	30.149	35.756	211.4	1:47.116 D
12	41.372	29.832	34.254	211.3	1:45.458 D	26	42.685	<u>33.435</u>	35.902	213.5	1:52.022
13	41.746	31.507	35.348	212.0	1:48.601	27	40.830	<u>28.852</u>	33.989	213.5	1:43.671 D
14	40.812	29.122	34.864	213.1	1:44.798 D	28	40.666	29.141	<u>33.829</u>	214.0	<u>1:43.636</u>

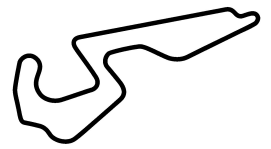

78										BMW M2 C F87									
lap	Sect-1	Speed	Sect-2	Speed	Sect-3	Speed	TopSpeed	laptime	pit	lap	Sect-1	Speed	Sect-2	Speed	Sect-3	Speed	Topspeed	laptime	pit
1	Pit Out		44.373		47.958			2:59.470		9	Pit Out		31.323		38.579			54:54.716	
2	44.114		31.682		36.582		205.1	1:52.378		10	42.229		<u>30.124</u>		35.718		219.3	1:48.071	
3	41.883		30.943		35.978		216.6	1:48.804		11	42.029		30.411		35.035		218.5	1:47.475	
4	58.971		42.667		43.909		216.3	2:25.547		12	53.849		53.961	1:04.141			219.0	2:51.951	
5	42.459		30.534		35.419		219.8	1:48.412		13	56.976		41.861		45.656		119.3	2:24.493	
6	53.503		44.232		47.770		216.0	2:25.505		14	<u>41.829</u>		30.196		<u>34.956</u>		219.5	<u>1:46.981</u>	
7	41.968		31.176		35.901		213.4	1:49.045		15	54.917		53.711		Pit In		<u>220.6</u>	2:55.571	
8	46.627		42.062		Pit In		219.6	2:32.812		16									

80										BMW M3 F80									
lap	Sect-1	Speed	Sect-2	Speed	Sect-3	Speed	TopSpeed	laptime	pit	lap	Sect-1	Speed	Sect-2	Speed	Sect-3	Speed	Topspeed	laptime	pit
1	Pit Out		29.583		35.296			1:57.101		5	40.761		29.268		<u>33.805</u>		217.4	1:43.834 D	
2	40.724		29.417		Pit In		216.2	2:02.401		6	42.329		30.747		35.924		218.5	1:49.000 D	
3	Pit Out		<u>29.215</u>		34.438			6:54.500 D		7	40.711		29.251		33.854		<u>219.2</u>	1:43.816 D	
4	<u>40.701</u>		29.327		34.091		216.6	1:44.119 D		8	42.400		29.642		Pit In		218.8	1:59.845	

83										Subaru BRZ									
lap	Sect-1	Speed	Sect-2	Speed	Sect-3	Speed	TopSpeed	laptime	pit	lap	Sect-1	Speed	Sect-2	Speed	Sect-3	Speed	Topspeed	laptime	pit
1	Pit Out		33.495		41.239			2:28.093		12	49.475		37.564		Pit In		174.7	2:20.997	
2	46.879		32.373		40.084		171.3	1:59.336		13	Pit Out		35.417		40.929			39:12.828	
3	44.463		31.812		40.516		175.6	1:56.791		14	44.742		<u>31.463</u>		38.940		171.5	<u>1:55.145</u>	
4	46.440		33.329		40.459		175.1	2:00.228		15	44.744		32.179		39.222		175.4	1:56.145	
5	51.778		39.113		Pit In		174.6	2:33.348		16	51.327		37.608		45.339		175.4	2:14.274	
6	Pit Out		33.658		39.796			28:58.592		17	44.744		31.802		38.840		171.8	1:55.386	
7	44.473		32.323		39.754		173.0	1:56.550		18	54.117		41.101		46.317		176.1	2:21.535	
8	45.126		32.819		39.304		<u>176.4</u>	1:57.249 D		19	1:05.266		38.999		46.194		172.4	2:30.459	
9	<u>44.422</u>		32.208		39.071		175.6	1:55.701		20	45.041		32.288		<u>38.639</u>		172.4	1:55.968	
10	52.596		38.493		45.807		175.2	2:16.896		21	45.115		32.382		39.108		176.3	1:56.605	
11	44.871		31.858		39.430		171.8	1:56.159		22	44.894		32.448		39.514		175.0	1:56.856	

88										BMW M2									
lap	Sect-1	Speed	Sect-2	Speed	Sect-3	Speed	TopSpeed	laptime	pit	lap	Sect-1	Speed	Sect-2	Speed	Sect-3	Speed	Topspeed	laptime	pit
1	Pit Out		40.191		42.593			2:36.974		14	<u>42.778</u>		30.808		36.408		216.2	<u>1:49.994</u>	
2	52.823		33.188		40.035		141.9	2:06.046		15	51.427		39.516		Pit In		214.3	2:37.267	
3	45.250		33.190		38.024		170.0	1:56.464		16	Pit Out		31.787		36.175			27:24.768	
4	43.393		36.607		Pit In		<u>219.0</u>	2:18.840		17	44.153		32.021		36.142		216.5	1:52.316	
5	Pit Out		31.577		37.116			11:08.539		18	43.788		32.407		36.056		216.6	1:52.251	
6	44.073		31.754		37.501		215.5	1:53.328		19	56.612		43.239		50.626		216.3	2:30.477	
7	42.803		31.309		36.443		215.7	1:50.555 D		20	56.253		36.452		40.300		112.9	2:13.005	
8	50.680		40.771		Pit In		211.0	2:36.458		21	43.772		31.413		<u>35.653</u>		215.4	1:50.838	
9	Pit Out		32.157		37.422			22:06.667 D		22	43.359		31.353		35.716		218.4	1:50.428	
10	43.447		31.408		36.426		218.0	1:51.281		23	53.209		41.658		50.401		215.8	2:25.268	
11	50.765		47.558		Pit In		216.3	2:40.887		24	56.936		41.001		40.702		103.3	2:18.639	
12	Pit Out		31.479		36.037			6:49.591		25	43.150		<u>30.728</u>		36.589		214.0	1:50.467	
13	43.063		31.827		36.165		214.8	1:51.055 D		26	50.341		41.715		Pit In		211.6	2:27.228	

92										Porsche Cayman 718 GT4									
lap	Sect-1	Speed	Sect-2	Speed	Sect-3	Speed	TopSpeed	laptime	pit	lap	Sect-1	Speed	Sect-2	Speed	Sect-3	Speed	Topspeed	laptime	pit
1	Pit Out		37.086		40.441			2:20.671		10	42.857		30.876		37.752		206.1	1:51.485	
2	44.254		31.979		36.916		207.3	1:53.149		11	42.958		31.859		36.838		206.2	1:51.655 D	
3	43.207		31.260		36.286		208.9	1:50.753		12	43.181		31.383		37.815		208.2	1:52.379	
4	42.708		31.574		36.834		<u>210.1</u>	1:51.116		13	43.137		31.230		35.945		207.6	1:50.312	
5	52.048		42.806		42.864		208.9	2:17.718		14	53.113		34.089		Pit In		207.5	2:16.156	
6	43.258		31.406		36.877		208.4	1:51.541		15	Pit Out		32.968		37.959			44:26.540	
7	43.069		32.044		36.336		208.2	1:51.449 D		16	<u>42.490</u>		31.069		<u>35.660</u>		208.4	<u>1:49.219</u>	
8	50.777		36.595		Pit In		208.5	2:20.859		17	42.916		<u>30.810</u>		36.131		210.0	1:49.857	



MaxPower Cars 2024 Stage 2 Igora Drive

Practice

25 May 2024

Laps and Sector Times - Open Pitlane - 1

- 4086 mtr.

9	Pit Out	35.896	41.546	36:19.058	18	51.227	35.944	Pit In	210.0	2:18.803
---	---------	--------	--------	-----------	----	--------	--------	--------	-------	----------

96										Porsche Cayman 718 GT4									
lap	Sect-1	Speed	Sect-2	Speed	Sect-3	Speed	TopSpeed	laptime	pit	lap	Sect-1	Speed	Sect-2	Speed	Sect-3	Speed	Topspeed	laptime	pit
1	Pit Out		34.158		40.899			2:29.945		7	44.522		32.520		38.371		204.4	1:55.413	
2		44.570	32.585		40.212		198.0	1:57.367		8	44.453		32.256		38.212		207.2	1:54.921	
3		44.884	32.913		39.898		204.9	1:57.695		9	44.294		32.178		38.324		207.1	1:54.796	
4		43.776	32.798		38.944		204.4	1:55.518		10	<u>43.735</u>		<u>31.895</u>		38.129		205.8	<u>1:53.759</u>	
5		46.046	32.184		<u>38.118</u>		208.4	1:56.348		11	43.842		31.980		40.298		206.2	1:56.120	
6		44.651	32.937		39.090		<u>208.6</u>	1:56.678		12									

98										BMW M4 GT4 F82									
lap	Sect-1	Speed	Sect-2	Speed	Sect-3	Speed	TopSpeed	laptime	pit	lap	Sect-1	Speed	Sect-2	Speed	Sect-3	Speed	Topspeed	laptime	pit
1	Pit Out		34.215		36.390			2:09.065		3	<u>39.786</u>		<u>28.883</u>		33.874		219.5	<u>1:42.543</u>	
2		40.432	28.978		<u>33.716</u>		215.2	1:43.126 D		4									

99										Porsche Cayman S 981									
lap	Sect-1	Speed	Sect-2	Speed	Sect-3	Speed	TopSpeed	laptime	pit	lap	Sect-1	Speed	Sect-2	Speed	Sect-3	Speed	Topspeed	laptime	pit
1	Pit Out				40.406			4:44.177		14			Pit In		Pit In		197.4	2:43.060	
2					37.702		198.4	1:54.012		15	Pit Out				44.626			12:23.079	
3			Pit In		Pit In		198.2	2:38.181		16					<u>36.595</u>		197.9	1:51.094	
4	Pit Out		33.972		42.771			7:23.902		17					42.565		199.4	2:06.193 D	
5		43.871	31.632		37.673		199.0	1:53.176		18					36.893		198.2	1:51.260 D	
6					37.935		2.6	3:49.129		19			Pit In		Pit In		197.9	2:31.980	
7	1:00.859		38.628		Pit In		196.4	2:51.068		20	Pit Out		45.540		48.620			19:00.961	
8	Pit Out				53.176			18:27.193		21					36.630		198.3	<u>1:50.823</u>	
9		43.654	31.375		36.972		197.8	1:52.001		22					45.223		198.3	2:17.988	
10		49.440	37.511		38.201		197.4	2:05.152		23	<u>43.377</u>		37.281		44.039		<u>199.9</u>	2:04.697	
11		43.525	31.384		37.038		198.3	1:51.947		24	43.438		<u>31.149</u>		39.958		199.1	1:54.545	
12		58.329	40.478		42.356		196.9	2:21.163		25	56.535		41.457		40.194		136.0	2:18.186	
13					37.030		197.7	1:51.853		26	2:58.296		33.073		Pit In		2.2	4:33.109	