

Igora Drive Summer Karting CUP Stage 6

Igora Drive

Race

15 October 2024

Laps and Sector Times - Heat B

Igora - 1206mtr.

2																			
lap	Sect-1	Speed	Sect-2	Speed	Sect-3	Speed	TopSpeed	laptime	pit	lap	Sect-1	Speed	Sect-2	Speed	Sect-3	Speed	Topspeed	laptime	pit
1	34.544		34.645		20.418		66.7	1:29.607		5	29.963		34.686		20.136		68.0	1:24.785	
2	30.509		34.893		20.465		66.9	1:25.867		6	<u>29.830</u>		34.624		20.251		67.6	1:24.705	
3	30.213		34.707		20.316		67.9	1:25.236		7	29.858		<u>34.455</u>		20.458		67.6	1:24.771	
4	30.019		34.492		<u>20.107</u>		67.6	<u>1:24.618</u>		8									

3																			
lap	Sect-1	Speed	Sect-2	Speed	Sect-3	Speed	TopSpeed	laptime	pit	lap	Sect-1	Speed	Sect-2	Speed	Sect-3	Speed	Topspeed	laptime	pit
1	34.201		36.854		21.622		67.1	1:32.677		5	31.929		<u>36.044</u>		21.134		68.0	1:29.107	
2	32.115		37.280		<u>20.947</u>		<u>68.1</u>	1:30.342		6	31.350		36.186		45.624		63.6	1:53.160	
3	31.473		37.578		21.476		67.1	1:30.527		7	31.138		37.291		25.192		64.8	1:33.621	
4	<u>30.953</u>		36.285		21.288		67.0	<u>1:28.526</u>		8									

4																			
lap	Sect-1	Speed	Sect-2	Speed	Sect-3	Speed	TopSpeed	laptime	pit	lap	Sect-1	Speed	Sect-2	Speed	Sect-3	Speed	Topspeed	laptime	pit
1	35.033		37.926		21.752		<u>69.2</u>	1:34.711		5	33.003		36.982		21.339		68.1	1:31.324	
2	32.487		37.667		21.417		<u>69.2</u>	1:31.571		6	32.419		37.962		21.270		69.1	1:31.651	
3	32.548		<u>36.701</u>		<u>21.167</u>		68.8	<u>1:30.416</u>		7	<u>32.223</u>		37.668		21.575		68.4	1:31.466	
4	37.764		37.422		21.527		<u>69.2</u>	1:36.713		8									



5																			
lap	Sect-1	Speed	Sect-2	Speed	Sect-3	Speed	TopSpeed	laptime	pit	lap	Sect-1	Speed	Sect-2	Speed	Sect-3	Speed	Topspeed	laptime	pit
1	34.378		37.725		21.724		68.1	1:33.827		5	32.377		38.151		21.214		68.1	1:31.742	
2	32.032		38.134		<u>20.836</u>		<u>68.8</u>	1:31.002		6	32.467		37.666		22.252		67.6	1:32.385	
3	<u>31.591</u>		37.619		21.247		67.3	1:30.457		7	32.002		<u>37.092</u>		21.269		68.2	<u>1:30.363</u>	
4	32.222		37.693		21.271		67.8	1:31.186		8									

6																			
lap	Sect-1	Speed	Sect-2	Speed	Sect-3	Speed	TopSpeed	laptime	pit	lap	Sect-1	Speed	Sect-2	Speed	Sect-3	Speed	Topspeed	laptime	pit
1	33.480		36.922		21.476		69.0	1:31.878		5	31.166		35.945		20.503		69.6	1:27.614	
2	31.084		36.035		20.256		<u>69.9</u>	<u>1:27.375</u>		6	<u>31.028</u>		36.343		<u>20.199</u>		69.3	1:27.570	
3	31.746		<u>35.601</u>		20.393		68.8	1:27.740		7	42.703		36.596		20.809		68.7	1:40.108	
4	31.176		35.950		20.365		68.8	1:27.491		8									

7																			
lap	Sect-1	Speed	Sect-2	Speed	Sect-3	Speed	TopSpeed	laptime	pit	lap	Sect-1	Speed	Sect-2	Speed	Sect-3	Speed	Topspeed	laptime	pit
1	33.638		37.454		20.870		69.0	1:31.962		5	31.011		37.211		20.362		<u>70.0</u>	1:28.584	
2	<u>30.908</u>		35.872		<u>20.331</u>		69.8	1:27.111		6	31.802		36.074		20.357		69.6	1:28.233	
3	31.031		<u>35.414</u>		20.350		<u>70.0</u>	<u>1:26.795</u>		7	31.191		35.646		20.435		69.1	1:27.272	
4	31.204		35.681		20.450		69.0	1:27.335		8									

8																			
lap	Sect-1	Speed	Sect-2	Speed	Sect-3	Speed	TopSpeed	laptime	pit	lap	Sect-1	Speed	Sect-2	Speed	Sect-3	Speed	Topspeed	laptime	pit
1	34.950		37.837		21.537		68.2	1:34.324		5	31.803		37.458		21.284		68.6	1:30.545	
2	32.733		39.057		21.211		68.8	1:33.001		6	31.717		37.233		22.271		66.7	1:31.221	
3	<u>31.388</u>		37.149		<u>20.974</u>		<u>69.4</u>	<u>1:29.511</u>		7	31.986		<u>37.088</u>		21.102		68.6	1:30.176	
4	34.502		37.481		21.484		68.3	1:33.467		8									

9																			
lap	Sect-1	Speed	Sect-2	Speed	Sect-3	Speed	TopSpeed	laptime	pit	lap	Sect-1	Speed	Sect-2	Speed	Sect-3	Speed	Topspeed	laptime	pit
1	34.648		38.006		21.939		67.8	1:34.593		5	31.574		37.396		21.598		68.2	1:30.568	
2	37.983		37.743		21.029		68.5	1:36.755		6	31.713		37.070		23.492		66.2	1:32.275	



Igora Drive Summer Karting CUP Stage 6

Igora Drive

Race

15 October 2024

Laps and Sector Times - Heat B

Igora - 1206mtr.

3	31.825	37.402	21.342	67.9	1:30.569	7	<u>31.110</u>	<u>36.788</u>	<u>20.852</u>	<u>68.8</u>	<u>1:28.750</u>
4	31.292	37.506	21.256	68.3	1:30.054	8					

10												-											
lap	Sect-1	Speed	Sect-2	Speed	Sect-3	Speed	TopSpeed	laptime	pit	lap	Sect-1	Speed	Sect-2	Speed	Sect-3	Speed	Topspeed	laptime	pit				
1	33.727		35.800		20.938		64.3	1:30.465		5	31.279		35.967		21.178		64.7	1:28.424					
2	31.039		35.688		21.111		64.1	1:27.838		6	32.119		36.217		21.094		<u>65.1</u>	1:29.430					
3	31.735		35.927		<u>20.897</u>		64.8	1:28.559		7	<u>30.967</u>		35.592		20.953		64.3	<u>1:27.512</u>					
4	31.323		<u>35.579</u>		21.082		64.5	1:27.984		8													

12																							
lap	Sect-1	Speed	Sect-2	Speed	Sect-3	Speed	TopSpeed	laptime	pit	lap	Sect-1	Speed	Sect-2	Speed	Sect-3	Speed	Topspeed	laptime	pit				
1	32.859		36.716		20.546		68.9	1:30.121		5	30.266		35.413		20.345		67.5	1:26.024					
2	31.140		<u>34.706</u>		20.182		69.7	1:26.028		6	30.435		34.843		20.118		68.5	1:25.396					
3	31.161		34.915		<u>19.948</u>		<u>69.9</u>	1:26.024		7	<u>30.248</u>		34.792		20.077		68.4	<u>1:25.117</u>					
4	30.977		35.114		20.377		67.4	1:26.468		8													



13																							
lap	Sect-1	Speed	Sect-2	Speed	Sect-3	Speed	TopSpeed	laptime	pit	lap	Sect-1	Speed	Sect-2	Speed	Sect-3	Speed	Topspeed	laptime	pit				
1	34.821		38.207		20.761		68.6	1:33.789		5	30.897		35.457		20.896		67.7	1:27.250					
2	31.212		35.921		20.792		<u>69.4</u>	1:27.925		6	31.082		35.188		20.980		67.8	1:27.250					
3	31.668		35.899		20.862		68.6	1:28.429		7	<u>30.896</u>		35.471		<u>20.641</u>		67.7	<u>1:27.008</u>					
4	31.156		<u>35.091</u>		21.147		67.7	1:27.394		8													

14																							
lap	Sect-1	Speed	Sect-2	Speed	Sect-3	Speed	TopSpeed	laptime	pit	lap	Sect-1	Speed	Sect-2	Speed	Sect-3	Speed	Topspeed	laptime	pit				
1	33.255		39.264		21.295		68.0	1:33.814		5	31.886		37.085		<u>20.728</u>		68.5	1:29.699					
2	31.485		36.365		20.960		67.7	1:28.810		6	31.117		36.267		21.573		66.0	1:28.957					
3	31.713		<u>36.188</u>		21.283		68.5	1:29.184		7	32.176		36.235		20.888		67.7	1:29.299					
4	<u>30.960</u>		36.382		20.956		<u>68.6</u>	<u>1:28.298</u>		8													

15																							
lap	Sect-1	Speed	Sect-2	Speed	Sect-3	Speed	TopSpeed	laptime	pit	lap	Sect-1	Speed	Sect-2	Speed	Sect-3	Speed	Topspeed	laptime	pit				
1	34.299		35.870		20.219		68.3	1:30.388		5	30.841		<u>35.206</u>		20.601		67.9	1:26.648					
2	30.836		35.539		20.705		<u>68.4</u>	1:27.080		6	30.828		35.973		20.886		67.6	1:27.687					
3	<u>30.698</u>		35.244		<u>20.179</u>		68.2	<u>1:26.121</u>		7	30.901		35.533		20.689		67.5	1:27.123					
4	31.179		35.966		20.184		68.2	1:27.329		8													

16																							
lap	Sect-1	Speed	Sect-2	Speed	Sect-3	Speed	TopSpeed	laptime	pit	lap	Sect-1	Speed	Sect-2	Speed	Sect-3	Speed	Topspeed	laptime	pit				
1	34.645		37.697		20.838		69.6	1:33.180		5	31.675		36.932		20.527		70.0	1:29.134					
2	31.791		44.363		20.942		70.0	1:37.096		6	<u>31.321</u>		37.162		21.390		69.3	1:29.873					
3	31.724		<u>36.608</u>		20.640		<u>70.1</u>	1:28.972		7	31.407		36.781		20.619		69.9	<u>1:28.807</u>					
4	32.130		37.211		<u>20.517</u>		69.9	1:29.858		8													

17																							
lap	Sect-1	Speed	Sect-2	Speed	Sect-3	Speed	TopSpeed	laptime	pit	lap	Sect-1	Speed	Sect-2	Speed	Sect-3	Speed	Topspeed	laptime	pit				
1	34.272		36.859		21.391		67.3	1:32.522		5	31.624		<u>35.747</u>		21.910		<u>67.9</u>	1:29.281					
2	32.117		36.479		<u>20.574</u>		67.8	1:29.170		6	<u>31.158</u>		36.247		26.409		64.3	1:33.814					
3	31.245		36.549		20.876		67.0	1:28.670		7	31.273		41.371		20.620		67.8	1:33.264					
4	31.236		35.909		21.351		66.6	<u>1:28.496</u>		8													



Igora Drive Summer Karting CUP Stage 6

Igora Drive

Race
Laps and Sector Times - Heat B

15 October 2024
Igora - 1206mtr.

18																			
lap	Sect-1	Speed	Sect-2	Speed	Sect-3	Speed	TopSpeed	laptime	pit	lap	Sect-1	Speed	Sect-2	Speed	Sect-3	Speed	Topspeed	laptime	pit
1	33.345		37.861		20.987		<u>68.8</u>	1:32.193		5	31.546		37.132		21.587		68.1	1:30.265	
2	32.953		36.555		20.445		68.7	1:29.953		6	31.252		<u>36.038</u>		20.688		68.4	1:27.978	
3	<u>31.034</u>		36.236		<u>20.406</u>		68.4	<u>1:27.676</u>		7	31.225		37.054		20.606		68.1	1:28.885	
4	31.211		37.179		20.778		68.4	1:29.168		8									