

# Igora Drive Summer Karting CUP Stage 3

## Igora Drive

Race

9 July 2024

Laps and Sector Times - Heat B

Igora - 1206mtr.

1																			
lap	Sect-1	Speed	Sect-2	Speed	Sect-3	Speed	TopSpeed	laptime	pit	lap	Sect-1	Speed	Sect-2	Speed	Sect-3	Speed	Topspeed	laptime	pit
1	26.034		25.936		18.663		68.8	1:10.633		5	22.501		24.730		17.809		71.0	1:05.040	
2	22.706		25.566		18.122		69.9	1:06.394		6	22.343		24.740		17.800		71.2	1:04.883	
3	22.624		25.073		18.006		71.2	1:05.703		7	<u>22.289</u>		24.795		17.815		71.2	1:04.899	
4	22.322		24.769		17.823		71.2	1:04.914		8	22.358		<u>24.697</u>		<u>17.749</u>		<u>71.5</u>	<u>1:04.804</u>	

2																			
lap	Sect-1	Speed	Sect-2	Speed	Sect-3	Speed	TopSpeed	laptime	pit	lap	Sect-1	Speed	Sect-2	Speed	Sect-3	Speed	Topspeed	laptime	pit
1	25.206		25.945		18.110		71.3	1:09.261		5	<u>22.454</u>		<u>25.110</u>		17.875		72.0	<u>1:05.439</u>	
2	23.348		26.289		18.018		71.3	1:07.655		6	22.577		25.232		17.764		72.3	1:05.573	
3	22.665		25.413		<u>17.754</u>		<u>72.4</u>	1:05.832		7	22.667		25.135		17.871		72.0	1:05.673	
4	22.571		25.171		17.787		72.1	1:05.529		8	22.491		25.204		17.834		71.9	1:05.529	

3																			
lap	Sect-1	Speed	Sect-2	Speed	Sect-3	Speed	TopSpeed	laptime	pit	lap	Sect-1	Speed	Sect-2	Speed	Sect-3	Speed	Topspeed	laptime	pit
1	24.780		26.418		18.169		70.9	1:09.367		5	23.001		26.602		18.891		70.5	1:08.494	
2	23.723		25.332		18.269		70.6	1:07.324		6	22.781		<u>24.983</u>		<u>18.017</u>		70.8	1:05.781	
3	24.201		25.256		18.190		71.1	1:07.647		7	22.847		24.991		18.165		71.1	1:06.003	
4	23.067		25.194		18.067		<u>71.2</u>	1:06.328		8	<u>22.645</u>		25.063		18.033		70.7	<u>1:05.741</u>	



4																			
lap	Sect-1	Speed	Sect-2	Speed	Sect-3	Speed	TopSpeed	laptime	pit	lap	Sect-1	Speed	Sect-2	Speed	Sect-3	Speed	Topspeed	laptime	pit
1	27.389		25.138		17.980		70.4	1:10.507		5	22.435		<u>24.869</u>		17.783		70.7	1:05.087	
2	22.579		25.016		17.879		70.6	1:05.474		6	<u>22.297</u>		24.957		17.826		<u>71.1</u>	1:05.080	
3	22.579		25.039		17.764		71.0	1:05.382		7	22.313		24.899		<u>17.749</u>		<u>71.1</u>	<u>1:04.961</u>	
4	22.405		24.929		17.876		70.8	1:05.210		8	22.302		24.897		17.772		<u>71.1</u>	1:04.971	

5																			
lap	Sect-1	Speed	Sect-2	Speed	Sect-3	Speed	TopSpeed	laptime	pit	lap	Sect-1	Speed	Sect-2	Speed	Sect-3	Speed	Topspeed	laptime	pit
1	24.804		25.956		18.113		71.1	1:08.873		5	22.917		26.457		18.661		69.1	1:08.035	
2	24.806		25.506		<u>17.815</u>		71.9	1:08.127		6	22.909		25.129		18.054		70.5	1:06.092	
3	24.738		25.135		17.936		<u>72.6</u>	1:07.809		7	<u>22.610</u>		<u>25.094</u>		17.916		72.3	<u>1:05.620</u>	
4	23.735		25.145		17.875		71.8	1:06.755		8	22.777		25.131		17.971		71.5	1:05.879	

6																			
lap	Sect-1	Speed	Sect-2	Speed	Sect-3	Speed	TopSpeed	laptime	pit	lap	Sect-1	Speed	Sect-2	Speed	Sect-3	Speed	Topspeed	laptime	pit
1	26.432		25.485		18.303		70.4	1:10.220		5	23.522		26.884		19.025		69.9	1:09.431	
2	24.580		25.545		18.314		70.4	1:08.439		6	23.144		<u>25.083</u>		17.978		72.0	1:06.205	
3	24.030		25.096		17.979		<u>72.1</u>	1:07.105		7	<u>22.694</u>		25.236		18.007		71.4	<u>1:05.937</u>	
4	23.040		25.432		<u>17.945</u>		71.6	1:06.417		8	22.880		25.188		18.102		70.6	1:06.170	

7																			
lap	Sect-1	Speed	Sect-2	Speed	Sect-3	Speed	TopSpeed	laptime	pit	lap	Sect-1	Speed	Sect-2	Speed	Sect-3	Speed	Topspeed	laptime	pit
1	26.544		25.361		18.056		70.2	1:09.961		5	22.355		<u>24.888</u>		17.685		<u>72.2</u>	1:04.928	
2	23.316		24.941		18.031		71.7	1:06.288		6	<u>22.273</u>		24.889		<u>17.671</u>		72.1	<u>1:04.833</u>	
3	22.659		25.019		17.941		71.1	1:05.619		7	22.425		24.986		18.283		71.5	1:05.694	
4	22.526		25.486		17.953		71.7	1:05.965		8	22.514		26.013		17.793		71.9	1:06.320	

8																			
lap	Sect-1	Speed	Sect-2	Speed	Sect-3	Speed	TopSpeed	laptime	pit	lap	Sect-1	Speed	Sect-2	Speed	Sect-3	Speed	Topspeed	laptime	pit
1	25.552		25.390		18.126		70.9	1:09.068		5	22.616		25.029		17.987		71.1	1:05.632	
2	23.397		26.241		18.025		71.2	1:07.663		6	<u>22.502</u>		24.964		18.114		70.8	1:05.580	



# Igora Drive Summer Karting CUP Stage 3

## Igora Drive

Race

9 July 2024

Laps and Sector Times - Heat B

Igora - 1206mtr.

3	22.719	25.755	<u>17.863</u>	<u>72.8</u>	1:06.337	7	22.688	25.053	18.086	70.8	1:05.827
4	22.820	25.543	17.893	71.6	1:06.256	8	22.508	<u>24.945</u>	18.039	70.9	<u>1:05.492</u>

9																			
lap	Sect-1	Speed	Sect-2	Speed	Sect-3	Speed	TopSpeed	laptime	pit	lap	Sect-1	Speed	Sect-2	Speed	Sect-3	Speed	Topspeed	laptime	pit
1	24.900		25.697		18.287		69.7	1:08.884		5	22.759		25.647		18.109		70.6	1:06.515	
2	23.686		25.525		18.602		68.9	1:07.813		6	22.785		25.316		18.294		69.7	1:06.395	
3	23.122		25.111		<u>17.980</u>		<u>70.7</u>	<u>1:06.213</u>		7	23.194		<u>24.993</u>		18.089		70.5	1:06.276	
4	<u>22.582</u>		25.650		18.267		70.0	1:06.499		8	22.976		25.596		18.169		70.1	1:06.741	

10																			
lap	Sect-1	Speed	Sect-2	Speed	Sect-3	Speed	TopSpeed	laptime	pit	lap	Sect-1	Speed	Sect-2	Speed	Sect-3	Speed	Topspeed	laptime	pit
1	25.926		25.830		18.182		69.8	1:09.938		5	22.780		25.457		18.144		70.2	1:06.381	
2	24.239		26.105		18.798		69.6	1:09.142		6	22.810		25.375		18.226		69.9	1:06.411	
3	23.293		25.131		<u>18.077</u>		<u>71.2</u>	1:06.501		7	22.712		25.167		18.196		70.2	1:06.075	
4	<u>22.466</u>		25.300		18.295		70.4	1:06.061		8	22.614		<u>25.054</u>		18.231		70.6	<u>1:05.899</u>	

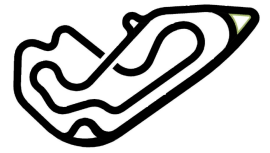
11																			
lap	Sect-1	Speed	Sect-2	Speed	Sect-3	Speed	TopSpeed	laptime	pit	lap	Sect-1	Speed	Sect-2	Speed	Sect-3	Speed	Topspeed	laptime	pit
1	25.303		25.483		18.153		70.3	1:08.939		5	23.957		25.618		17.970		71.3	1:07.545	
2	23.929		25.719		19.096		68.4	1:08.744		6	22.712		25.578		18.068		70.6	1:06.358	
3	23.512		25.214		18.045		70.6	1:06.771		7	<u>22.687</u>		25.535		<u>17.916</u>		<u>72.1</u>	<u>1:06.138</u>	
4	23.028		<u>25.184</u>		18.038		71.1	1:06.250		8	22.717		25.776		18.637		68.7	1:07.130	

12																			
lap	Sect-1	Speed	Sect-2	Speed	Sect-3	Speed	TopSpeed	laptime	pit	lap	Sect-1	Speed	Sect-2	Speed	Sect-3	Speed	Topspeed	laptime	pit
1	26.184		25.879		17.925		72.0	1:09.988		5	22.863		<u>25.748</u>		18.095		71.0	1:06.706	
2	23.734		26.281		17.900		<u>72.4</u>	1:07.915		6	<u>22.775</u>		26.054		18.111		72.3	1:06.940	
3	22.888		25.908		17.901		<u>72.4</u>	1:06.697		7	23.648		25.802		17.853		71.9	1:07.303	
4	22.793		26.272		17.936		72.0	1:07.001		8	22.803		25.780		<u>17.818</u>		<u>72.4</u>	<u>1:06.401</u>	

13																			
lap	Sect-1	Speed	Sect-2	Speed	Sect-3	Speed	TopSpeed	laptime	pit	lap	Sect-1	Speed	Sect-2	Speed	Sect-3	Speed	Topspeed	laptime	pit
1	25.517		25.181		18.409		69.1	1:09.107		5	22.237		24.736		17.809		71.7	1:04.782	
2	22.730		25.130		18.142		71.2	1:06.002		6	22.370		24.766		17.856		71.7	1:04.992	
3	22.635		25.032		18.507		72.1	1:06.174		7	<u>22.209</u>		<u>24.670</u>		<u>17.664</u>		<u>72.5</u>	<u>1:04.543</u>	
4	22.473		25.024		17.826		71.7	1:05.323		8	22.275		24.796		17.674		<u>72.5</u>	1:04.745	

14																			
lap	Sect-1	Speed	Sect-2	Speed	Sect-3	Speed	TopSpeed	laptime	pit	lap	Sect-1	Speed	Sect-2	Speed	Sect-3	Speed	Topspeed	laptime	pit
1	25.824		26.077		18.643		70.2	1:10.544		5	<u>22.291</u>		24.917		<u>17.692</u>		<u>72.0</u>	<u>1:04.900</u>	
2	23.461		25.034		18.093		71.2	1:06.588		6	22.438		<u>24.711</u>		17.764		71.5	1:04.913	
3	22.572		25.121		17.906		71.9	1:05.599		7	22.310		24.977		17.874		71.1	1:05.161	
4	22.668		25.277		17.894		71.6	1:05.839		8	22.407		24.845		18.055		70.5	1:05.307	

15																			
lap	Sect-1	Speed	Sect-2	Speed	Sect-3	Speed	TopSpeed	laptime	pit	lap	Sect-1	Speed	Sect-2	Speed	Sect-3	Speed	Topspeed	laptime	pit
1	25.127		26.310		18.223		70.1	1:09.660		5	23.000		26.560		18.576		69.8	1:08.136	
2	23.998		26.041		17.965		70.6	1:08.004		6	22.577		25.211		<u>17.937</u>		70.6	1:05.725	
3	23.682		25.181		18.061		71.6	1:06.924		7	22.517		<u>25.070</u>		17.989		70.6	<u>1:05.576</u>	
4	23.230		25.152		17.938		<u>72.1</u>	1:06.320		8	<u>22.415</u>		25.259		17.976		70.7	1:05.650	



# Igora Drive Summer Karting CUP Stage 3

## Igora Drive

Race

9 July 2024

Laps and Sector Times - Heat B

Igora - 1206mtr.

16																			
lap	Sect-1	Speed	Sect-2	Speed	Sect-3	Speed	TopSpeed	laptime	pit	lap	Sect-1	Speed	Sect-2	Speed	Sect-3	Speed	Topspeed	laptime	pit
1	25.130		26.451		17.902		<u>72.7</u>	1:09.483		5	22.927		25.947		17.812		72.1	1:06.686	
2	24.732		25.637		17.860		<u>72.7</u>	1:08.229		6	<u>22.422</u>		<u>24.821</u>		<u>17.729</u>		72.4	<u>1:04.972</u>	
3	24.788		25.125		17.895		72.5	1:07.808		7	22.925		25.257		17.876		72.1	1:06.058	
4	23.226		25.005		17.876		72.2	1:06.107		8	22.575		25.652		18.096		72.4	1:06.323	

17																			
lap	Sect-1	Speed	Sect-2	Speed	Sect-3	Speed	TopSpeed	laptime	pit	lap	Sect-1	Speed	Sect-2	Speed	Sect-3	Speed	Topspeed	laptime	pit
1	26.466		26.164		20.439		64.5	1:13.069		5	23.729		25.072		18.035		71.5	1:06.836	
2	24.598		25.588		18.782		69.8	1:08.968		6	<u>22.442</u>		25.102		18.139		71.2	1:05.683	
3	23.615		25.180		17.984		71.5	1:06.779		7	22.936		25.165		17.870		71.4	1:05.971	
4	23.172		25.312		<u>17.806</u>		<u>71.9</u>	1:06.290		8	22.635		<u>25.056</u>		17.819		71.3	<u>1:05.510</u>	

18																			
lap	Sect-1	Speed	Sect-2	Speed	Sect-3	Speed	TopSpeed	laptime	pit	lap	Sect-1	Speed	Sect-2	Speed	Sect-3	Speed	Topspeed	laptime	pit
1	26.127		26.348		19.128		67.1	1:11.603		5	22.276		<u>24.875</u>		17.923		71.3	1:05.074	
2	23.830		25.514		18.131		70.8	1:07.475		6	22.256		24.921		17.963		70.7	1:05.140	
3	22.577		24.983		17.973		71.0	1:05.533		7	22.238		24.901		17.926		71.0	1:05.065	
4	22.433		25.008		<u>17.903</u>		<u>71.5</u>	1:05.344		8	<u>22.154</u>		24.889		17.933		70.8	<u>1:04.976</u>	