

Igora Drive Summer Karting CUP Stage 3

Igora Drive

Final

Laps and Sector Times - Final C

9 July 2024
Igora - 1206mtr.

1																			
lap	Sect-1	Speed	Sect-2	Speed	Sect-3	Speed	TopSpeed	laptime	pit	lap	Sect-1	Speed	Sect-2	Speed	Sect-3	Speed	Topspeed	laptime	pit
1	26.859		26.991		18.847		69.8	1:12.697		6	22.618		25.389		18.062		70.8	1:06.069	
2	25.664		26.310		18.935		68.4	1:10.909		7	22.674		25.256		18.104		70.8	1:06.034	
3	22.916		25.263		18.010		71.3	1:06.189		8	<u>22.571</u>		<u>25.117</u>		17.954		71.4	<u>1:05.642</u>	
4	22.848		25.233		<u>17.904</u>		<u>71.9</u>	1:05.985		9	23.418		25.203		17.955		70.8	1:06.576	
5	22.605		25.665		18.058		71.3	1:06.328		10									

2																			
lap	Sect-1	Speed	Sect-2	Speed	Sect-3	Speed	TopSpeed	laptime	pit	lap	Sect-1	Speed	Sect-2	Speed	Sect-3	Speed	Topspeed	laptime	pit
1	25.809		25.861		17.977		71.4	1:09.647		6	22.848		25.921		18.073		71.2	1:06.842	
2	23.014		26.046		18.077		71.0	1:07.137		7	22.894		25.345		<u>17.848</u>		<u>72.1</u>	1:06.087	
3	<u>22.573</u>		26.174		18.713		70.2	1:07.460		8	22.574		<u>25.294</u>		17.992		71.2	<u>1:05.860</u>	
4	23.456		25.661		17.942		71.2	1:07.059		9	22.985		25.629		17.955		71.3	1:06.569	
5	22.675		25.918		18.127		70.5	1:06.720		10									

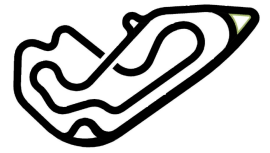

3																			
lap	Sect-1	Speed	Sect-2	Speed	Sect-3	Speed	TopSpeed	laptime	pit	lap	Sect-1	Speed	Sect-2	Speed	Sect-3	Speed	Topspeed	laptime	pit
1	25.154		26.174		18.611		68.2	1:09.939		6	<u>22.706</u>		26.720		18.185		69.9	1:07.611	
2	26.227		26.609		18.306		70.3	1:11.142		7	22.726		<u>25.251</u>		18.137		70.6	<u>1:06.114</u>	
3	23.097		25.308		18.159		70.8	1:06.564		8	22.762		25.406		18.073		71.0	1:06.241	
4	22.713		25.469		<u>17.939</u>		<u>71.5</u>	1:06.121		9	22.762		25.637		18.235		69.7	1:06.634	
5	22.768		26.075		18.238		70.7	1:07.081		10									

4																			
lap	Sect-1	Speed	Sect-2	Speed	Sect-3	Speed	TopSpeed	laptime	pit	lap	Sect-1	Speed	Sect-2	Speed	Sect-3	Speed	Topspeed	laptime	pit
1	24.725		26.165		18.721		<u>72.0</u>	1:09.611		6	22.685		25.474		18.189		71.2	1:06.348	
2	25.607		26.479		18.395		70.0	1:10.481		7	22.970		25.318		18.000		71.7	1:06.288	
3	23.045		25.163		18.081		70.6	1:06.289		8	22.842		<u>25.064</u>		<u>17.864</u>		<u>72.0</u>	<u>1:05.770</u>	
4	<u>22.580</u>		25.135		18.150		71.4	1:05.865		9	22.957		25.550		18.129		71.1	1:06.636	
5	22.815		25.559		17.954		70.8	1:06.328		10									

5																			
lap	Sect-1	Speed	Sect-2	Speed	Sect-3	Speed	TopSpeed	laptime	pit	lap	Sect-1	Speed	Sect-2	Speed	Sect-3	Speed	Topspeed	laptime	pit
1	24.935		25.875		19.913		66.4	1:10.723		6	22.832		25.718		18.127		70.5	1:06.677	
2	23.752		26.855		18.324		70.4	1:08.931		7	22.423		25.202		18.051		70.8	<u>1:05.676</u>	
3	23.080		25.390		18.439		69.5	1:06.909		8	22.625		25.207		17.957		<u>71.6</u>	1:05.789	
4	23.301		25.103		<u>17.914</u>		71.2	1:06.318		9	<u>22.389</u>		<u>25.067</u>		18.496		69.3	1:05.952	
5	22.549		25.788		18.071		70.7	1:06.408		10									

6																			
lap	Sect-1	Speed	Sect-2	Speed	Sect-3	Speed	TopSpeed	laptime	pit	lap	Sect-1	Speed	Sect-2	Speed	Sect-3	Speed	Topspeed	laptime	pit
1	27.625		25.470		18.225		69.8	1:11.320		6	22.538		<u>25.149</u>		<u>17.839</u>		<u>72.0</u>	<u>1:05.526</u>	
2	22.877		25.825		18.528		70.8	1:07.230		7	23.147		26.122		17.959		71.8	1:07.228	
3	22.744		25.285		17.963		70.6	1:05.992		8	22.696		25.299		17.984		70.9	1:05.979	
4	22.772		25.152		18.012		70.5	1:05.936		9	<u>22.382</u>		25.297		18.189		70.6	1:05.868	
5	22.633		25.311		17.944		71.1	1:05.888		10									

7																			
lap	Sect-1	Speed	Sect-2	Speed	Sect-3	Speed	TopSpeed	laptime	pit	lap	Sect-1	Speed	Sect-2	Speed	Sect-3	Speed	Topspeed	laptime	pit
1	26.208		25.357		18.109		70.9	1:09.674		6	22.559		<u>25.089</u>		18.108		<u>71.1</u>	<u>1:05.756</u>	
2	22.624		25.587		18.287		70.5	1:06.498		7	23.048		25.211		18.188		70.8	1:06.447	
3	<u>22.466</u>		25.243		18.180		70.7	1:05.889		8	22.653		25.169		<u>18.099</u>		70.9	1:05.921	



Igora Drive Summer Karting CUP Stage 3 Igora Drive

Final
Laps and Sector Times - Final C

9 July 2024
Igora - 1206mtr.

4	22.531	25.295	18.110	71.0	1:05.936	9	22.572	25.228	18.111	70.7	1:05.911
5	22.571	25.136	18.141	70.6	1:05.848	10					

9																			
lap	Sect-1	Speed	Sect-2	Speed	Sect-3	Speed	TopSpeed	laptime	pit	lap	Sect-1	Speed	Sect-2	Speed	Sect-3	Speed	Topspeed	laptime	pit
1	25.367		26.126		19.378		67.7	1:10.871		6	<u>22.497</u>		25.699		17.982		71.3	1:06.178	
2	24.770		26.862		18.366		69.9	1:09.998		7	22.874		25.484		17.993		<u>71.5</u>	1:06.351	
3	23.031		25.283		18.076		70.8	1:06.390		8	23.010		25.263		18.143		71.1	1:06.416	
4	22.655		25.183		18.265		70.1	1:06.103		9	22.670		<u>25.032</u>		<u>17.953</u>		<u>71.5</u>	<u>1:05.655</u>	
5	22.525		25.266		18.188		70.8	1:05.979		10									

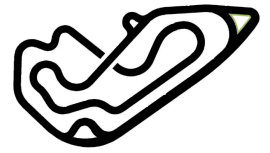
10																			
lap	Sect-1	Speed	Sect-2	Speed	Sect-3	Speed	TopSpeed	laptime	pit	lap	Sect-1	Speed	Sect-2	Speed	Sect-3	Speed	Topspeed	laptime	pit
1	25.389		26.453		18.250		70.1	1:10.092		6	24.311		25.219		18.379		69.5	1:07.909	
2	22.541		25.604		18.012		70.7	1:06.157		7	22.686		<u>24.950</u>		<u>17.991</u>		<u>71.1</u>	<u>1:05.627</u>	
3	22.472		26.107		18.673		68.1	1:07.252		8	<u>22.379</u>		25.758		18.154		70.3	1:06.291	
4	23.640		25.605		18.002		70.8	1:07.247		9	23.512		25.004		18.014		70.8	1:06.530	
5	22.553		25.497		18.705		69.1	1:06.755		10									

11																			
lap	Sect-1	Speed	Sect-2	Speed	Sect-3	Speed	TopSpeed	laptime	pit	lap	Sect-1	Speed	Sect-2	Speed	Sect-3	Speed	Topspeed	laptime	pit
1	26.119		25.358		18.191		69.6	1:09.668		6	22.452		25.167		17.975		70.4	1:05.594	
2	22.736		25.283		18.068		70.0	1:06.087		7	22.575		<u>25.132</u>		17.974		70.4	1:05.681	
3	22.508		25.255		18.102		69.8	1:05.865		8	22.458		25.177		18.079		70.2	1:05.714	
4	22.605		25.202		18.046		69.8	1:05.853		9	<u>22.398</u>		25.170		<u>17.946</u>		<u>70.8</u>	<u>1:05.514</u>	
5	22.572		25.272		18.040		69.8	1:05.884		10									

12																			
lap	Sect-1	Speed	Sect-2	Speed	Sect-3	Speed	TopSpeed	laptime	pit	lap	Sect-1	Speed	Sect-2	Speed	Sect-3	Speed	Topspeed	laptime	pit
1	25.073		26.168		19.591		68.0	1:10.832		6	22.799		26.005		18.497		70.9	1:07.301	
2	24.185		27.994		18.397		70.4	1:10.576		7	22.771		25.276		18.120		71.5	<u>1:06.167</u>	
3	22.925		25.293		18.202		71.0	1:06.420		8	22.889		25.267		<u>18.041</u>		<u>71.8</u>	1:06.197	
4	22.993		<u>25.216</u>		18.158		70.3	1:06.367		9	22.895		25.531		18.083		70.7	1:06.509	
5	<u>22.744</u>		25.299		18.203		70.9	1:06.246		10									

13																			
lap	Sect-1	Speed	Sect-2	Speed	Sect-3	Speed	TopSpeed	laptime	pit	lap	Sect-1	Speed	Sect-2	Speed	Sect-3	Speed	Topspeed	laptime	pit
1	25.033		26.035		19.309		68.4	1:10.377		6	22.983		25.453		18.098		71.1	1:06.534	
2	24.329		25.878		18.297		70.3	1:08.504		7	22.323		24.994		<u>17.929</u>		72.1	<u>1:05.246</u>	
3	22.617		25.590		18.121		71.9	1:06.328		8	<u>22.251</u>		25.911		17.941		<u>72.3</u>	1:06.103	
4	22.992		25.290		18.165		70.4	1:06.447		9	22.943		<u>24.945</u>		18.171		70.6	1:06.059	
5	22.675		25.332		18.005		71.2	1:06.012		10									

14																			
lap	Sect-1	Speed	Sect-2	Speed	Sect-3	Speed	TopSpeed	laptime	pit	lap	Sect-1	Speed	Sect-2	Speed	Sect-3	Speed	Topspeed	laptime	pit
1	24.837		26.590		19.990		65.8	1:11.417		6	<u>22.430</u>		25.132		18.101		71.3	<u>1:05.663</u>	
2	23.603		27.056		18.255		70.6	1:08.914		7	22.653		25.434		<u>18.075</u>		<u>71.5</u>	1:06.162	
3	23.123		25.275		18.215		69.6	1:06.613		8	22.770		25.457		18.201		70.5	1:06.428	
4	22.799		25.244		18.083		70.7	1:06.126		9	22.515		<u>25.110</u>		19.292		68.6	1:06.917	
5	22.446		25.248		18.311		69.6	1:06.005		10									



Igora Drive Summer Karting CUP Stage 3

Igora Drive

Final
Laps and Sector Times - Final C

9 July 2024
Igora - 1206mtr.

15																			
lap	Sect-1	Speed	Sect-2	Speed	Sect-3	Speed	TopSpeed	laptime	pit	lap	Sect-1	Speed	Sect-2	Speed	Sect-3	Speed	Topspeed	laptime	pit
1	25.523		26.145		18.084		71.2	1:09.752		6	<u>22.431</u>		24.997		18.024		71.6	<u>1:05.452</u>	
2	22.615		25.434		18.118		71.0	1:06.167		7	22.856		25.784		18.017		71.2	1:06.657	
3	22.727		25.071		17.947		71.4	1:05.745		8	22.586		25.071		18.021		71.8	1:05.678	
4	22.820		25.164		<u>17.943</u>		71.6	1:05.927		9	22.536		<u>24.944</u>		18.110		<u>72.1</u>	1:05.590	
5	22.718		25.248		18.199		71.3	1:06.165		10									

16																			
lap	Sect-1	Speed	Sect-2	Speed	Sect-3	Speed	TopSpeed	laptime	pit	lap	Sect-1	Speed	Sect-2	Speed	Sect-3	Speed	Topspeed	laptime	pit
1	24.752		25.939		18.603		69.0	1:09.294		6	24.351		25.090		18.187		71.5	1:07.628	
2	24.719		26.378		18.166		70.0	1:09.263		7	22.391		24.996		17.798		72.5	1:05.185	
3	22.419		25.114		17.979		71.3	1:05.512		8	22.568		25.025		17.928		72.5	1:05.521	
4	<u>22.154</u>		<u>24.719</u>		<u>17.798</u>		<u>72.9</u>	<u>1:04.671</u>		9	23.066		25.604		17.950		71.7	1:06.620	
5	22.551		25.637		17.941		72.1	1:06.129		10									

17																			
lap	Sect-1	Speed	Sect-2	Speed	Sect-3	Speed	TopSpeed	laptime	pit	lap	Sect-1	Speed	Sect-2	Speed	Sect-3	Speed	Topspeed	laptime	pit
1	25.266		26.526		18.550		69.5	1:10.342		6	22.766		25.303		18.056		70.5	1:06.125	
2	24.928		25.265		18.174		70.3	1:08.367		7	22.811		<u>24.937</u>		18.027		71.3	1:05.775	
3	23.069		25.136		18.169		70.7	1:06.374		8	22.930		25.040		18.101		71.1	1:06.071	
4	22.902		24.945		<u>17.863</u>		<u>72.5</u>	<u>1:05.710</u>		9	22.864		25.014		18.130		70.8	1:06.008	
5	<u>22.669</u>		25.272		18.112		70.7	1:06.053		10									

18																			
lap	Sect-1	Speed	Sect-2	Speed	Sect-3	Speed	TopSpeed	laptime	pit	lap	Sect-1	Speed	Sect-2	Speed	Sect-3	Speed	Topspeed	laptime	pit
1	24.919		26.613		18.108		71.0	1:09.640		6	24.519		26.017		18.104		71.0	1:08.640	
2	22.639		25.502		18.083		<u>72.0</u>	1:06.224		7	22.757		25.434		<u>17.933</u>		71.4	<u>1:06.124</u>	
3	<u>22.580</u>		25.941		18.578		69.9	1:07.099		8	23.060		<u>25.193</u>		18.210		70.0	1:06.463	
4	24.063		25.288		18.221		69.7	1:07.572		9	22.639		25.685		19.042		68.5	1:07.366	
5	22.692		25.982		18.265		70.8	1:06.939		10									