

Igora Drive Summer Karting CUP Stage 1

Igora Drive

Final

21 May 2024

Laps and Sector Times - Final B

Igora - 1206mtr.

1																			
lap	Sect-1	Speed	Sect-2	Speed	Sect-3	Speed	TopSpeed	laptime	pit	lap	Sect-1	Speed	Sect-2	Speed	Sect-3	Speed	Topspeed	laptime	pit
1	25.111		26.302		18.119		72.3	1:09.532		6	23.282		25.921		18.048		72.4	1:07.251	
2	24.478		27.273		18.155		69.2	1:09.906		7	<u>22.824</u>		26.002		<u>17.883</u>		71.7	1:06.709	
3	23.416		25.301		17.886		<u>72.8</u>	1:06.603		8	24.355		25.274		18.057		71.8	1:07.686	
4	22.915		27.118		18.131		71.6	1:08.164		9	22.965		25.174		17.929		71.6	<u>1:06.068</u>	
5	22.936		<u>25.050</u>		18.250		70.1	1:06.236		10									

2																			
lap	Sect-1	Speed	Sect-2	Speed	Sect-3	Speed	TopSpeed	laptime	pit	lap	Sect-1	Speed	Sect-2	Speed	Sect-3	Speed	Topspeed	laptime	pit
1	25.597		25.370		18.219		71.2	1:09.186		6	<u>22.446</u>		24.593		17.911		71.6	<u>1:04.950</u>	
2	26.698		25.221		18.170		70.4	1:10.089		7	22.588		<u>24.585</u>		18.134		70.6	1:05.307	
3	23.609		24.722		<u>17.769</u>		<u>72.2</u>	1:06.100		8	22.602		25.635		19.181		69.6	1:07.418	
4	23.125		25.404		17.836		71.9	1:06.365		9	22.931		25.038		17.926		71.3	1:05.895	
5	22.521		24.772		17.838		71.3	1:05.131		10									


3																			
lap	Sect-1	Speed	Sect-2	Speed	Sect-3	Speed	TopSpeed	laptime	pit	lap	Sect-1	Speed	Sect-2	Speed	Sect-3	Speed	Topspeed	laptime	pit
1	26.675		25.472		18.581		70.2	1:10.728		6	22.836		<u>24.941</u>		17.999		71.7	1:05.776	
2	23.310		25.399		18.628		70.0	1:07.337		7	<u>22.720</u>		25.103		18.289		<u>71.9</u>	1:06.112	
3	23.241		25.161		18.071		71.5	1:06.473		8	23.191		24.988		<u>17.952</u>		71.2	1:06.131	
4	22.877		25.038		18.005		71.3	1:05.920		9	22.826		25.041		18.142		71.0	1:06.009	
5	22.740		24.997		17.993		71.2	<u>1:05.730</u>		10									

4																			
lap	Sect-1	Speed	Sect-2	Speed	Sect-3	Speed	TopSpeed	laptime	pit	lap	Sect-1	Speed	Sect-2	Speed	Sect-3	Speed	Topspeed	laptime	pit
1	25.306		26.674		18.199		64.7	1:10.179		6	22.613		<u>24.828</u>		18.151		64.3	1:05.592	
2	25.429		25.745		18.135		64.6	1:09.309		7	23.064		25.360		17.980		64.8	1:06.404	
3	23.273		25.764		<u>17.814</u>		65.2	1:06.851		8	22.616		24.860		18.042		64.6	<u>1:05.518</u>	
4	22.870		25.056		18.217		64.8	1:06.143		9	<u>22.533</u>		24.995		18.174		63.8	1:05.702	
5	22.956		25.020		18.009		<u>65.3</u>	1:05.985		10									

5																			
lap	Sect-1	Speed	Sect-2	Speed	Sect-3	Speed	TopSpeed	laptime	pit	lap	Sect-1	Speed	Sect-2	Speed	Sect-3	Speed	Topspeed	laptime	pit
1	26.695		25.859		19.114		67.8	1:11.668		5	<u>23.121</u>		25.301		27.322		64.6	1:15.744	
2	24.627		25.339		<u>18.138</u>		<u>70.8</u>	1:08.104		6	23.918		25.437		18.434		69.8	1:07.789	
3	23.257		<u>25.238</u>		18.610		68.7	<u>1:07.105</u>		7	23.277		25.383		18.761		67.7	1:07.421	
4	23.372		25.883		19.591		67.0	1:08.846		8	25.063		27.707		18.808		69.1	1:11.578	

6																			
lap	Sect-1	Speed	Sect-2	Speed	Sect-3	Speed	TopSpeed	laptime	pit	lap	Sect-1	Speed	Sect-2	Speed	Sect-3	Speed	Topspeed	laptime	pit
1	26.983		25.574		18.080		70.6	1:10.637		6	<u>22.868</u>		25.309		18.094		70.4	1:06.271	
2	23.150		25.313		17.976		71.2	1:06.439		7	22.956		25.363		18.213		69.9	1:06.532	
3	23.073		25.423		18.303		69.9	1:06.799		8	23.160		25.725		18.042		71.2	1:06.927	
4	23.046		25.154		17.931		71.2	1:06.131		9	23.076			25.653		18.345			68.0
5	22.873		<u>25.151</u>		<u>17.926</u>		<u>71.5</u>	<u>1:05.950</u>		10									

7																			
lap	Sect-1	Speed	Sect-2	Speed	Sect-3	Speed	TopSpeed	laptime	pit	lap	Sect-1	Speed	Sect-2	Speed	Sect-3	Speed	Topspeed	laptime	pit
1	25.446		26.477		18.229		70.4	1:10.152		6	<u>22.436</u>		25.024		18.117		71.1	1:05.577	
2	25.033		25.482		17.757		<u>73.5</u>	1:08.272		7	22.564		<u>24.788</u>		17.820		72.6	<u>1:05.172</u>	
3	23.829		25.279		17.860		72.9	1:06.968		8	22.566		24.833		17.933		70.8	1:05.332	
4	23.109		25.219		18.073		70.8	1:06.401		9	23.275		25.061		17.908		71.5	1:06.244	



Igora Drive Summer Karting CUP Stage 1

Igora Drive

Final

Laps and Sector Times - Final B

21 May 2024
Igora - 1206mtr.

5	22.748	24.860	17.705	72.7	1:05.313	10												
---	--------	--------	--------	------	----------	----	--	--	--	--	--	--	--	--	--	--	--	--

8																			
lap	Sect-1	Speed	Sect-2	Speed	Sect-3	Speed	TopSpeed	laptime	pit	lap	Sect-1	Speed	Sect-2	Speed	Sect-3	Speed	Topspeed	laptime	pit
1	25.366		25.124		18.449		70.7	1:08.939		6	22.514		24.760		17.724		72.5	1:04.998	
2	23.289		25.434		17.926		70.6	1:06.649		7	22.464		24.792		17.771		72.0	1:05.027	
3	22.548		24.715		18.047		70.7	1:05.310		8	22.334		24.827		17.761		72.3	1:04.922	
4	22.527		24.735		17.780		72.1	1:05.042		9	22.497		24.936		17.821		72.4	1:05.254	
5	22.444		24.675		17.707		72.4	1:04.826		10									



9																			
lap	Sect-1	Speed	Sect-2	Speed	Sect-3	Speed	TopSpeed	laptime	pit	lap	Sect-1	Speed	Sect-2	Speed	Sect-3	Speed	Topspeed	laptime	pit
1	25.169		25.904		18.739		68.4	1:09.812		6	22.533		24.701		18.007		71.6	1:05.241	
2	24.892		25.225		18.187		70.4	1:08.304		7	22.712		24.811		17.986		72.0	1:05.509	
3	22.383		24.964		17.893		72.3	1:05.240		8	24.295		25.605		18.112		69.9	1:08.012	
4	23.512		24.868		18.003		70.8	1:06.383		9	22.514		24.754		18.000		71.0	1:05.268	
5	22.496		24.703		18.026		70.9	1:05.225		10									

10																			
lap	Sect-1	Speed	Sect-2	Speed	Sect-3	Speed	TopSpeed	laptime	pit	lap	Sect-1	Speed	Sect-2	Speed	Sect-3	Speed	Topspeed	laptime	pit
1	25.470		26.340		18.463		69.9	1:10.273		6	22.720		24.938		17.809		72.5	1:05.467	
2	26.038		25.829		18.277		71.2	1:10.144		7	22.664		25.837		17.814		73.0	1:06.315	
3	23.838		25.262		18.052		71.0	1:07.152		8	24.012		25.045		17.976		71.8	1:07.033	
4	22.767		25.368		24.608		66.8	1:12.743		9	22.914		25.101		17.985		71.9	1:06.000	
5	23.057		24.950		17.896		72.3	1:05.903		10									

11																			
lap	Sect-1	Speed	Sect-2	Speed	Sect-3	Speed	TopSpeed	laptime	pit	lap	Sect-1	Speed	Sect-2	Speed	Sect-3	Speed	Topspeed	laptime	pit
1	25.592		26.468		18.214		70.7	1:10.274		6	22.690		24.730		17.909		71.1	1:05.329	
2	25.405		25.138		18.361		72.0	1:08.904		7	23.029		24.847		17.958		71.1	1:05.834	
3	23.915		25.119		17.989		71.2	1:07.023		8	22.703		24.809		17.922		71.6	1:05.434	
4	23.069		25.160		18.238		70.1	1:06.467		9	22.683		24.854		17.941		72.2	1:05.478	
5	23.073		25.071		17.923		71.0	1:06.067		10									

12																			
lap	Sect-1	Speed	Sect-2	Speed	Sect-3	Speed	TopSpeed	laptime	pit	lap	Sect-1	Speed	Sect-2	Speed	Sect-3	Speed	Topspeed	laptime	pit
1	25.294		26.143		18.092		71.4	1:09.529		6	22.626		25.174		17.919		71.2	1:05.719	
2	24.265		25.098		18.012		72.1	1:07.375		7	22.521		24.811		17.853		71.6	1:05.185	
3	23.437		25.094		18.218		70.1	1:06.749		8	22.706		25.070		18.712		68.8	1:06.488	
4	22.797		25.027		17.834		72.0	1:05.658		9	23.604		25.042		17.844		71.3	1:06.490	
5	22.862		25.220		18.442		69.7	1:06.524		10									

13																			
lap	Sect-1	Speed	Sect-2	Speed	Sect-3	Speed	TopSpeed	laptime	pit	lap	Sect-1	Speed	Sect-2	Speed	Sect-3	Speed	Topspeed	laptime	pit
1	25.330		26.340		18.259		71.9	1:09.929		6	22.792		25.262		17.965		71.6	1:06.019	
2	25.028		26.638		18.233		70.8	1:09.899		7	22.752		25.319		17.884		72.2	1:05.955	
3	22.900		25.663		17.963		72.5	1:06.526		8	22.838		25.384		18.005		71.9	1:06.227	
4	22.465		25.718		18.021		72.2	1:06.204		9	22.654		25.025		17.944		71.3	1:05.623	
5	23.144		25.312		19.803		68.3	1:08.259		10									



Igora Drive Summer Karting CUP Stage 1

Igora Drive

Final

21 May 2024

Laps and Sector Times - Final B

Igora - 1206mtr.

14																			
lap	Sect-1	Speed	Sect-2	Speed	Sect-3	Speed	TopSpeed	laptime	pit	lap	Sect-1	Speed	Sect-2	Speed	Sect-3	Speed	Topspeed	laptime	pit
1	25.026		25.666		18.222		71.9	1:08.914		6	22.834		24.978		18.129		71.2	1:05.941	
2	23.368		24.965		18.006		71.7	1:06.339		7	<u>22.508</u>		24.935		17.883		<u>73.1</u>	<u>1:05.326</u>	
3	22.744		25.051		18.391		70.8	1:06.186		8	24.456		26.039		20.977		62.2	1:11.472	
4	23.147		<u>24.691</u>		17.830		72.5	1:05.668		9	23.511		24.900		17.847		71.6	1:06.258	
5	22.749		24.811		<u>17.794</u>		72.7	1:05.354		10									

15																			
lap	Sect-1	Speed	Sect-2	Speed	Sect-3	Speed	TopSpeed	laptime	pit	lap	Sect-1	Speed	Sect-2	Speed	Sect-3	Speed	Topspeed	laptime	pit
1	26.310		25.337		18.985		69.0	1:10.632		6	23.014		<u>24.852</u>		19.521		67.6	1:07.387	
2	23.808		25.058		18.237		69.5	1:07.103		7	22.989		25.280		18.599		70.0	1:06.868	
3	23.088		25.355		18.130		<u>71.6</u>	1:06.573		8	23.047		25.014		18.734		69.0	1:06.795	
4	22.918		24.973		17.978		71.4	1:05.869		9	23.060		25.092		18.802		68.8	1:06.954	
5	<u>22.700</u>		25.068		<u>17.972</u>		71.4	<u>1:05.740</u>		10									

16																			
lap	Sect-1	Speed	Sect-2	Speed	Sect-3	Speed	TopSpeed	laptime	pit	lap	Sect-1	Speed	Sect-2	Speed	Sect-3	Speed	Topspeed	laptime	pit
1	25.880		25.850		18.406		71.1	1:10.136		6	23.106		25.166		18.044		71.9	1:06.316	
2	29.316		25.282		17.819		71.9	1:12.417		7	<u>22.777</u>		25.190		17.791		71.8	1:05.758	
3	23.391		25.209		17.782		<u>73.4</u>	1:06.382		8	23.354		25.671		<u>17.721</u>		73.2	1:06.746	
4	22.989		25.475		17.948		71.9	1:06.412		9	22.858		<u>24.978</u>		17.859		72.8	<u>1:05.695</u>	
5	22.854		25.708		18.661		69.9	1:07.223		10									

17																			
lap	Sect-1	Speed	Sect-2	Speed	Sect-3	Speed	TopSpeed	laptime	pit	lap	Sect-1	Speed	Sect-2	Speed	Sect-3	Speed	Topspeed	laptime	pit
1	25.866		25.669		<u>18.240</u>		69.4	1:09.775		6	23.102		25.210		18.360		68.9	1:06.672	
2	23.441		25.331		18.728		68.8	1:07.500		7	23.862		25.354		18.648		69.8	1:07.864	
3	23.423		25.418		18.491		69.6	1:07.332		8	<u>22.841</u>		<u>25.111</u>		18.424		<u>69.9</u>	<u>1:06.376</u>	
4	24.368		25.283		18.265		69.6	1:07.916		9	23.028		25.370		18.300		69.8	1:06.698	
5	22.965		25.154		18.979		68.9	1:07.098		10									

18																			
lap	Sect-1	Speed	Sect-2	Speed	Sect-3	Speed	TopSpeed	laptime	pit	lap	Sect-1	Speed	Sect-2	Speed	Sect-3	Speed	Topspeed	laptime	pit
1	25.024		25.962		18.431		70.9	1:09.417		6	22.985		25.177		17.878		71.9	1:06.040	
2	24.966		26.501		18.173		70.2	1:09.640		7	23.047		26.058		<u>17.765</u>		72.0	1:06.870	
3	22.933		26.000		17.905		71.7	1:06.838		8	22.715		<u>24.823</u>		18.076		71.5	1:05.614	
4	<u>22.520</u>		25.818		17.866		72.0	1:06.204		9	22.684		24.973		17.871		<u>72.4</u>	<u>1:05.528</u>	
5	23.107		25.837		20.396		67.5	1:09.340		10									

19																			
lap	Sect-1	Speed	Sect-2	Speed	Sect-3	Speed	TopSpeed	laptime	pit	lap	Sect-1	Speed	Sect-2	Speed	Sect-3	Speed	Topspeed	laptime	pit
1	25.395		27.104		18.193		71.1	1:10.692		6	23.283		25.021		17.928		71.7	1:06.232	
2	23.431		26.765		18.544		69.3	1:08.740		7	23.077		<u>24.827</u>		17.995		71.2	1:05.899	
3	23.569		25.970		18.189		70.9	1:07.728		8	<u>22.830</u>		25.581		<u>17.768</u>		<u>72.4</u>	1:06.179	
4	22.927		25.242		18.067		71.0	1:06.236		9	22.830		25.061		17.825		72.0	<u>1:05.716</u>	
5	22.982		25.104		19.173		67.6	1:07.259		10									