

Igora Drive Summer Karting CUP Stage 1

Igora Drive

Final

21 May 2024

Laps and Sector Times - Final A

Igora - 1206mtr.

1																			
lap	Sect-1	Speed	Sect-2	Speed	Sect-3	Speed	TopSpeed	laptime	pit	lap	Sect-1	Speed	Sect-2	Speed	Sect-3	Speed	Topspeed	laptime	pit
1	25.045		26.013		17.718		72.4	1:08.776		6	22.226		24.546		<u>17.455</u>		<u>73.6</u>	1:04.227	
2	22.489		24.578		17.608		72.7	1:04.675		7	22.153		24.664		17.576		72.9	1:04.393	
3	22.364		24.555		17.554		72.8	1:04.473		8	22.164		24.595		17.622		72.5	1:04.381	
4	22.229		24.521		17.573		73.5	1:04.323		9	22.168		<u>24.518</u>		17.497		73.1	<u>1:04.183</u>	
5	22.215		24.636		17.560		73.0	1:04.411		10	<u>22.111</u>		24.660		17.496		73.4	1:04.267	

2																			
lap	Sect-1	Speed	Sect-2	Speed	Sect-3	Speed	TopSpeed	laptime	pit	lap	Sect-1	Speed	Sect-2	Speed	Sect-3	Speed	Topspeed	laptime	pit
1	24.669		26.217		18.603		71.1	1:09.489		6	23.841		24.732		17.864		71.8	1:06.437	
2	23.038		25.336		17.864		72.1	1:06.238		7	<u>22.493</u>		24.905		<u>17.739</u>		<u>72.4</u>	1:05.137	
3	22.561		<u>24.621</u>		17.905		71.0	<u>1:05.087</u>		8	23.132		25.685		17.868		72.1	1:06.685	
4	24.361		24.890		18.484		71.3	1:07.735		9	24.797		25.859		17.915		71.6	1:08.571	
5	27.203		25.460		18.063		70.3	1:10.726		10	23.811		25.230		18.383		71.0	1:07.424	



3																			
lap	Sect-1	Speed	Sect-2	Speed	Sect-3	Speed	TopSpeed	laptime	pit	lap	Sect-1	Speed	Sect-2	Speed	Sect-3	Speed	Topspeed	laptime	pit
1	24.303		25.729		18.655		70.5	1:08.687		6	23.350		<u>24.891</u>		18.541		70.8	1:06.782	
2	23.794		25.134		<u>17.771</u>		<u>72.3</u>	1:06.699		7	22.842		25.296		18.373		70.9	1:06.511	
3	<u>22.653</u>		24.898		18.044		71.8	<u>1:05.595</u>		8	23.543		26.183		17.966		71.3	1:07.692	
4	22.720		24.992		17.985		71.2	1:05.697		9	23.830		24.911		18.201		69.2	1:06.942	
5	25.017		24.949		17.943		71.2	1:07.909		10	24.055		24.942		17.964		71.2	1:06.961	

4																			
lap	Sect-1	Speed	Sect-2	Speed	Sect-3	Speed	TopSpeed	laptime	pit	lap	Sect-1	Speed	Sect-2	Speed	Sect-3	Speed	Topspeed	laptime	pit
1	24.220		25.923		17.830		72.1	1:07.973		6	23.880		<u>24.646</u>		17.785		<u>73.7</u>	1:06.311	
2	23.259		25.281		17.788		73.2	1:06.328		7	22.916		24.876		<u>17.654</u>		72.5	<u>1:05.446</u>	
3	22.678		25.412		17.732		72.0	1:05.822		8	22.980		24.965		17.662		72.3	1:05.607	
4	22.957		24.887		18.428		70.8	1:06.272		9	<u>22.457</u>		25.244		18.330		70.4	1:06.031	
5	22.725		24.950		17.832		71.7	1:05.507		10	22.815		25.100		17.757		72.4	1:05.672	

5																			
lap	Sect-1	Speed	Sect-2	Speed	Sect-3	Speed	TopSpeed	laptime	pit	lap	Sect-1	Speed	Sect-2	Speed	Sect-3	Speed	Topspeed	laptime	pit
1	28.080		27.761		18.984		69.6	1:14.825		6	22.850		24.860		17.811		71.7	1:05.521	
2	23.851		24.953		17.963		71.5	1:06.767		7	22.690		24.828		17.791		72.0	1:05.309	
3	22.848		25.364		17.967		71.5	1:06.179		8	22.841		24.963		17.780		71.8	1:05.584	
4	23.011		24.854		17.948		71.6	1:05.813		9	<u>22.441</u>		24.888		<u>17.704</u>		<u>73.1</u>	<u>1:05.033</u>	
5	24.983		24.734		17.998		70.8	1:07.715		10	26.520		<u>24.711</u>		17.868		70.8	1:09.099	

6																			
lap	Sect-1	Speed	Sect-2	Speed	Sect-3	Speed	TopSpeed	laptime	pit	lap	Sect-1	Speed	Sect-2	Speed	Sect-3	Speed	Topspeed	laptime	pit
1	25.140		25.617		18.517		69.4	1:09.274		6	23.788		<u>24.842</u>		<u>17.861</u>		<u>72.0</u>	1:06.491	
2	23.356		25.700		17.936		71.2	1:06.992		7	23.332		24.949		17.995		71.5	1:06.276	
3	23.227		25.308		18.030		71.4	1:06.565		8	23.417		25.176		18.012		71.7	1:06.605	
4	<u>22.858</u>		25.015		18.019		71.3	<u>1:05.892</u>		9	22.873		36.071		18.388		69.9	1:17.332	
5	23.935		26.439		18.017		71.2	1:08.391		10	27.575		25.801		18.350		70.0	1:11.726	

7																			
lap	Sect-1	Speed	Sect-2	Speed	Sect-3	Speed	TopSpeed	laptime	pit	lap	Sect-1	Speed	Sect-2	Speed	Sect-3	Speed	Topspeed	laptime	pit
1	24.246		26.518		18.289		70.1	1:09.053		6	22.338		24.636		<u>17.562</u>		73.1	1:04.536	
2	23.041		24.957		17.669		72.7	1:05.667		7	<u>22.197</u>		24.661		17.780		72.0	1:04.638	
3	22.607		<u>24.520</u>		18.053		71.1	1:05.180		8	22.248		24.685		17.766		<u>73.8</u>	1:04.699	



Igora Drive Summer Karting CUP Stage 1

Igora Drive

Final

21 May 2024

Laps and Sector Times - Final A

Igora - 1206mtr.

4	22.431	24.561	17.712	72.9	1:04.704	9	23.178	24.733	18.053	71.2	1:05.964
5	22.240	24.589	17.641	72.8	<u>1:04.470</u>	10	22.634	24.904	17.701	73.2	1:05.239

8																			
lap	Sect-1	Speed	Sect-2	Speed	Sect-3	Speed	TopSpeed	laptime	pit	lap	Sect-1	Speed	Sect-2	Speed	Sect-3	Speed	Topspeed	laptime	pit
1	24.254		25.132		17.963		72.4	1:07.349		6	22.704		<u>24.621</u>		<u>17.689</u>		<u>72.5</u>	<u>1:05.014</u>	
2	24.001		24.911		18.178		71.0	1:07.090		7	22.715		25.113		17.851		71.4	1:05.679	
3	22.721		25.270		17.922		72.1	1:05.913		8	22.526		24.767		17.747		72.1	1:05.040	
4	22.767		25.021		18.150		70.1	1:05.938		9	<u>22.484</u>		24.794		17.797		72.0	1:05.075	
5	25.731		25.370		18.064		71.5	1:09.165		10	23.834		24.888		18.403		69.7	1:07.125	

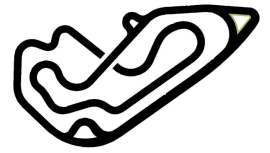
8																			
lap	Sect-1	Speed	Sect-2	Speed	Sect-3	Speed	TopSpeed	laptime	pit	lap	Sect-1	Speed	Sect-2	Speed	Sect-3	Speed	Topspeed	laptime	pit
1	23.899		26.217		18.055		72.1	1:08.171		6	22.750		24.904		17.680		<u>72.9</u>	<u>1:05.334</u>	
2	23.750		25.039		18.113		71.3	1:06.902		7	22.529		25.387		17.972		71.6	1:05.888	
3	<u>22.331</u>		25.486		18.153		71.5	1:05.970		8	23.089		<u>24.757</u>		18.209		71.8	1:06.055	
4	22.674		25.068		18.195		71.3	1:05.937		9	25.936		25.248		<u>17.677</u>		72.8	1:08.861	
5	25.478		25.878		18.400		71.7	1:09.756		10	24.409		24.996		17.865		72.0	1:07.270	

9																			
lap	Sect-1	Speed	Sect-2	Speed	Sect-3	Speed	TopSpeed	laptime	pit	lap	Sect-1	Speed	Sect-2	Speed	Sect-3	Speed	Topspeed	laptime	pit
1	24.860		26.389		18.084		71.0	1:09.333		6	24.206		24.879		17.857		71.9	1:06.942	
2	23.667		25.160		18.360		71.2	1:07.187		7	<u>22.380</u>		<u>24.815</u>		17.899		71.9	<u>1:05.094</u>	
3	22.587		25.069		18.668		70.4	1:06.324		8	22.858		25.859		<u>17.803</u>		<u>72.1</u>	1:06.520	
4	23.209		24.884		17.918		71.9	1:06.011		9	23.708		25.141		18.701		68.7	1:07.550	
5	25.416		25.567		18.192		69.1	1:09.175		10	24.369		25.369		18.980		69.5	1:08.718	

10																			
lap	Sect-1	Speed	Sect-2	Speed	Sect-3	Speed	TopSpeed	laptime	pit	lap	Sect-1	Speed	Sect-2	Speed	Sect-3	Speed	Topspeed	laptime	pit
1	25.146		25.678		17.730		72.7	1:08.554		6	22.403		24.806		<u>17.627</u>		73.2	1:04.836	
2	23.013		<u>24.655</u>		17.657		<u>73.4</u>	1:05.325		7	22.759		24.710		17.800		71.9	1:05.269	
3	22.743		24.784		17.727		72.4	1:05.254		8	22.973		24.666		17.783		72.4	1:05.422	
4	22.630		24.887		17.696		72.5	1:05.213		9	22.781		24.829		18.245		70.8	1:05.855	
5	<u>22.357</u>		24.735		17.653		72.7	<u>1:04.745</u>		10	22.699		24.891		17.696		72.3	1:05.286	

11																			
lap	Sect-1	Speed	Sect-2	Speed	Sect-3	Speed	TopSpeed	laptime	pit	lap	Sect-1	Speed	Sect-2	Speed	Sect-3	Speed	Topspeed	laptime	pit
1	24.659		26.116		18.937		69.9	1:09.712		6	22.720		<u>24.599</u>		17.778		72.2	<u>1:05.097</u>	
2	23.875		24.842		18.119		71.0	1:06.836		7	22.937		24.877		17.709		72.3	1:05.523	
3	22.660		25.575		18.116		71.0	1:06.351		8	23.161		25.081		<u>17.689</u>		72.5	1:05.931	
4	22.749		24.931		17.783		<u>72.7</u>	1:05.463		9	<u>22.518</u>		24.782		18.053		70.1	1:05.353	
5	24.389		24.719		17.874		71.7	1:06.982		10	23.623		24.957		17.795		71.4	1:06.375	

12																			
lap	Sect-1	Speed	Sect-2	Speed	Sect-3	Speed	TopSpeed	laptime	pit	lap	Sect-1	Speed	Sect-2	Speed	Sect-3	Speed	Topspeed	laptime	pit
1	24.966		25.129		18.827		69.7	1:08.922		6	22.376		24.937		17.904		72.4	1:05.217	
2	23.127		25.465		17.706		72.1	1:06.298		7	22.673		25.080		18.408		67.7	1:06.161	
3	22.641		25.047		17.835		72.0	1:05.523		8	22.628		24.970		<u>17.614</u>		72.3	1:05.212	
4	22.978		<u>24.913</u>		17.786		72.1	1:05.677		9	<u>22.336</u>		24.955		17.646		<u>72.6</u>	<u>1:04.937</u>	
5	25.243		25.561		18.010		70.8	1:08.814		10	26.718		24.966		17.699		71.8	1:09.383	



Igora Drive Summer Karting CUP Stage 1

Igora Drive

Final

21 May 2024

Laps and Sector Times - Final A

Igora - 1206mtr.

13																			
lap	Sect-1	Speed	Sect-2	Speed	Sect-3	Speed	TopSpeed	laptime	pit	lap	Sect-1	Speed	Sect-2	Speed	Sect-3	Speed	Topspeed	laptime	pit
1	23.978		25.662		18.510		69.8	1:08.150		6	23.365		24.772		17.930		71.5	1:06.067	
2	23.093		24.808		<u>17.693</u>		72.1	1:05.594		7	22.865		25.196		17.718		72.1	1:05.779	
3	22.339		24.733		18.929		71.0	1:06.001		8	23.408		<u>24.672</u>		17.765		72.5	1:05.845	
4	23.684		25.362		18.403		69.3	1:07.449		9	<u>22.154</u>		25.207		18.621		71.6	1:05.982	
5	22.765		25.012		17.794		<u>72.8</u>	<u>1:05.571</u>		10	26.238		24.694		18.341		69.0	1:09.273	

14																			
lap	Sect-1	Speed	Sect-2	Speed	Sect-3	Speed	TopSpeed	laptime	pit	lap	Sect-1	Speed	Sect-2	Speed	Sect-3	Speed	Topspeed	laptime	pit
1	25.049		25.403		18.500		72.1	1:08.952		6	23.112		<u>24.705</u>		17.768		72.4	1:05.585	
2	23.930		25.797		17.717		72.4	1:07.444		7	<u>22.602</u>		24.899		18.206		72.1	1:05.707	
3	22.603		25.183		17.873		72.4	1:05.659		8	23.311		24.895		<u>17.696</u>		71.8	1:05.902	
4	23.169		24.924		17.871		<u>72.7</u>	1:05.964		9	23.329		24.867		17.986		71.6	1:06.182	
5	25.516		25.683		17.855		71.1	1:09.054		10	22.758		24.840		17.786		71.6	<u>1:05.384</u>	

15																			
lap	Sect-1	Speed	Sect-2	Speed	Sect-3	Speed	TopSpeed	laptime	pit	lap	Sect-1	Speed	Sect-2	Speed	Sect-3	Speed	Topspeed	laptime	pit
1	24.975		25.721		17.750		<u>72.4</u>	1:08.446		6	<u>22.301</u>		24.729		17.959		70.9	1:04.989	
2	22.591		24.656		17.765		71.5	1:05.012		7	22.678		<u>24.637</u>		18.044		70.5	1:05.359	
3	22.424		24.682		17.830		71.3	<u>1:04.936</u>		8	22.746		24.721		17.980		70.3	1:05.447	
4	22.394		24.724		17.991		70.5	1:05.109		9	23.188		24.657		18.288		69.8	1:06.133	
5	22.440		24.698		17.832		71.1	1:04.970		10	22.932		24.897		<u>17.723</u>		72.0	1:05.552	

16																			
lap	Sect-1	Speed	Sect-2	Speed	Sect-3	Speed	TopSpeed	laptime	pit	lap	Sect-1	Speed	Sect-2	Speed	Sect-3	Speed	Topspeed	laptime	pit
1	24.478		25.618		18.264		71.8	1:08.360		6	22.826		<u>24.721</u>		17.771		72.2	<u>1:05.318</u>	
2	23.344		25.214		17.827		72.7	1:06.385		7	22.825		24.852		17.698		<u>73.5</u>	1:05.375	
3	22.704		25.876		17.999		71.5	1:06.579		8	23.319		24.997		<u>17.653</u>		73.1	1:05.969	
4	22.932		24.822		18.115		71.0	1:05.869		9	<u>22.618</u>		24.795		17.909		71.2	1:05.322	
5	24.248		24.826		17.748		72.7	1:06.822		10									

17																			
lap	Sect-1	Speed	Sect-2	Speed	Sect-3	Speed	TopSpeed	laptime	pit	lap	Sect-1	Speed	Sect-2	Speed	Sect-3	Speed	Topspeed	laptime	pit
1	24.949		25.867		18.207		70.6	1:09.023		6	22.687		25.019		18.293		70.4	1:05.999	
2	22.688		24.960		18.087		69.9	<u>1:05.735</u>		7	<u>22.548</u>		24.957		18.875		66.9	1:06.380	
3	22.824		24.961		18.791		68.8	1:06.576		8	23.190		<u>24.908</u>		18.303		70.1	1:06.401	
4	23.766		25.249		18.641		67.8	1:07.656		9	25.371		25.068		18.303		68.6	1:08.742	
5	26.276		24.995		<u>17.908</u>		<u>71.3</u>	1:09.179		10	23.016		25.112		18.130		70.1	1:06.258	

18																			
lap	Sect-1	Speed	Sect-2	Speed	Sect-3	Speed	TopSpeed	laptime	pit	lap	Sect-1	Speed	Sect-2	Speed	Sect-3	Speed	Topspeed	laptime	pit
1	25.852		25.920		17.845		72.4	1:09.617		6	22.302		24.488		<u>17.480</u>		<u>73.4</u>	1:04.270	
2	22.411		24.513		17.658		72.4	1:04.582		7	22.170		24.453		17.571		72.6	1:04.194	
3	22.347		24.455		17.632		72.5	1:04.434		8	<u>22.120</u>		24.478		17.568		72.8	<u>1:04.166</u>	
4	22.309		24.471		17.615		72.5	1:04.395		9	22.387		24.527		17.561		72.6	1:04.475	
5	22.193		<u>24.436</u>		17.719		72.4	1:04.348		10	22.172		24.646		17.621		72.3	1:04.439	