

# 12H Karting Endurance Challenge

## Igora Drive

Qualifying

25 - 26 May 2024

Laps and Sector Times - Endurance

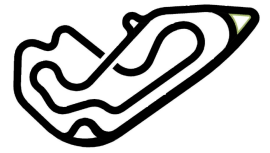
1		Black Harbor																	
lap	Sect-1	Speed	Sect-2	Speed	Sect-3	Speed	TopSpeed	laptime	pit	lap	Sect-1	Speed	Sect-2	Speed	Sect-3	Speed	Topspeed	laptime	pit
1	23.636		25.732		18.404		68.7	1:07.772		8	22.691		25.268		18.062		70.5	1:06.021	
2	23.220		25.576		18.318		69.5	1:07.114		9	22.909		<u>24.953</u>		<u>17.973</u>		<u>71.1</u>	1:05.835	
3	22.952		25.525		18.251		69.7	1:06.728		10	<u>22.543</u>		24.981		18.149		69.9	<u>1:05.673</u>	
4	22.783		25.190		18.188		70.1	1:06.161		11	22.558		25.177		18.072		70.2	1:05.807	
5	22.833		25.380		18.182		69.4	1:06.395		12	22.752		25.256		18.526		64.9	1:06.534	
6	22.897		25.248		18.097		70.2	1:06.242		13	23.982		25.162		18.183		70.5	1:07.327	
7	22.691		25.206		18.153		70.1	1:06.050		14									

2		Turba karting																	
lap	Sect-1	Speed	Sect-2	Speed	Sect-3	Speed	TopSpeed	laptime	pit	lap	Sect-1	Speed	Sect-2	Speed	Sect-3	Speed	Topspeed	laptime	pit
1	23.554		25.643		18.363		68.9	1:07.560		8	22.791		25.083		18.045		70.2	1:05.919	
2	23.270		25.453		18.314		69.7	1:07.037		9	22.633		25.074		18.024		<u>71.1</u>	1:05.731	
3	22.986		25.368		18.136		70.8	1:06.490		10	22.548		25.197		17.916		70.2	1:05.661	
4	23.004		25.304		18.465		70.0	1:06.773		11	22.613		25.121		<u>17.890</u>		70.5	1:05.624	
5	22.758		25.222		18.061		70.6	1:06.041		12	22.595		25.019		17.909		70.9	<u>1:05.523</u>	
6	22.813		25.076		18.038		70.8	1:05.927		13	<u>22.494</u>		25.164		17.977		69.6	1:05.635	
7	24.578		<u>25.009</u>		18.215		70.2	1:07.802		14									

3																			
lap	Sect-1	Speed	Sect-2	Speed	Sect-3	Speed	TopSpeed	laptime	pit	lap	Sect-1	Speed	Sect-2	Speed	Sect-3	Speed	Topspeed	laptime	pit
1	23.435		25.590		18.486		68.2	1:07.511		8	22.503		<u>24.929</u>		18.000		71.4	<u>1:05.432</u>	
2	23.138		25.465		18.270		69.4	1:06.873		9	22.742		25.057		<u>17.850</u>		71.2	1:05.649	
3	22.919		25.315		18.322		69.0	1:06.556		10	22.673		25.096		17.944		<u>72.0</u>	1:05.713	
4	22.896		25.112		18.223		69.7	1:06.231		11	22.651		25.086		17.874		<u>72.0</u>	1:05.611	
5	22.903		25.226		18.439		69.9	1:06.568		12	22.558		25.054		17.866		71.1	1:05.478	
6	23.106		25.092		18.019		70.6	1:06.217		13	22.740		24.942		17.959		71.9	1:05.641	
7	<u>22.489</u>		25.035		17.975		71.0	1:05.499		14									

4		AET TEAM																	
lap	Sect-1	Speed	Sect-2	Speed	Sect-3	Speed	TopSpeed	laptime	pit	lap	Sect-1	Speed	Sect-2	Speed	Sect-3	Speed	Topspeed	laptime	pit
1	23.559		25.647		18.318		70.1	1:07.524		8	22.693		25.563		<u>17.965</u>		<u>71.5</u>	1:06.221	
2	22.993		25.556		18.201		70.0	1:06.750		9	22.967		25.299		18.009		70.8	1:06.275	
3	23.221		25.955		18.423		69.6	1:07.599		10	22.882		25.557		18.108		71.0	1:06.547	
4	23.390		<u>25.158</u>		18.206		70.4	1:06.754		11	23.363		25.785		18.242		69.8	1:07.390	
5	22.900		25.366		18.063		70.9	1:06.329		12	<u>22.592</u>		25.331		18.166		70.1	<u>1:06.089</u>	
6	22.998		25.447		18.182		70.2	<del>1:06.627</del>		13	22.729		25.431		18.149		70.5	1:06.309	
7	22.774		25.400		18.040		71.2	1:06.214		14									

5		Lcmfam																	
lap	Sect-1	Speed	Sect-2	Speed	Sect-3	Speed	TopSpeed	laptime	pit	lap	Sect-1	Speed	Sect-2	Speed	Sect-3	Speed	Topspeed	laptime	pit
1	23.466		25.546		18.222		70.0	1:07.234		8	22.685		25.038		17.969		70.5	1:05.692	
2	22.940		25.248		18.118		70.1	1:06.306		9	22.523		25.035		18.117		70.1	1:05.675	
3	22.890		25.153		18.217		70.2	1:06.260		10	22.632		25.157		18.011		70.4	1:05.800	
4	22.964		25.081		18.052		70.1	1:06.097		11	22.460		25.133		18.095		70.1	1:05.688	
5	22.670		24.999		18.071		69.8	1:05.740		12	<u>22.350</u>		<u>24.904</u>		<u>17.846</u>		71.5	<u>1:05.100</u>	
6	23.738		26.182		18.361		71.1	1:08.281		13	22.517		24.989		17.957		71.1	1:05.463	
7	22.587		25.303		18.042		<u>71.7</u>	1:05.932		14									



# 12H Karting Endurance Challenge

## Igora Drive

Qualifying

25 - 26 May 2024

Laps and Sector Times - Endurance

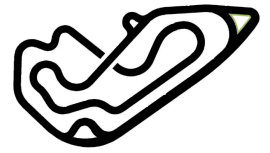
6 BRUT RACING																			
lap	Sect-1	Speed	Sect-2	Speed	Sect-3	Speed	TopSpeed	laptime	pit	lap	Sect-1	Speed	Sect-2	Speed	Sect-3	Speed	Topspeed	laptime	pit
1	23.468		25.628		18.596		68.7	1:07.692		8	22.819		25.150		18.072		70.5	1:06.041	
2	22.889		25.350		18.299		70.0	1:06.538		9	22.635		25.024		18.066		70.7	1:05.725	
3	23.002		25.460		18.099		70.7	1:06.561		10	<u>22.521</u>		25.159		18.072		<u>71.3</u>	1:05.752	
4	23.427		26.551		18.463		69.9	1:08.441		11	22.814		25.612		18.175		71.1	1:06.601	
5	22.658		25.037		<u>17.989</u>		71.1	<u>1:05.684</u>		12	22.865		25.023		18.197		69.9	1:06.085	
6	23.286		25.312		18.314		70.9	1:06.912		13	22.606		25.236		18.136		70.6	1:05.978	
7	22.975		<u>25.014</u>		18.137		70.8	1:06.126		14									

7 DVS Motorsport																			
lap	Sect-1	Speed	Sect-2	Speed	Sect-3	Speed	TopSpeed	laptime	pit	lap	Sect-1	Speed	Sect-2	Speed	Sect-3	Speed	Topspeed	laptime	pit
1	23.551		25.826		18.368		69.6	1:07.745		8	<u>22.731</u>		25.104		18.035		70.6	1:05.870	
2	23.389		25.553		18.192		70.4	1:07.134		9	22.901		<u>25.049</u>		<u>17.962</u>		71.3	1:05.912	
3	23.201		25.287		18.162		70.8	1:06.650		10	22.731		25.171		18.051		<u>71.4</u>	1:05.953	
4	23.443		26.137		18.163		71.3	1:07.743		11	22.952		25.778		18.043		70.4	1:06.773	
5	22.957		25.285		18.064		71.0	1:06.306		12	22.734		25.082		18.031		70.7	<u>1:05.847</u>	
6	23.164		25.222		18.165		70.4	1:06.551		13	22.739		25.241		18.130		70.4	1:06.110	
7	23.092		25.111		18.034		71.1	1:06.237		14									

8 KB RT																			
lap	Sect-1	Speed	Sect-2	Speed	Sect-3	Speed	TopSpeed	laptime	pit	lap	Sect-1	Speed	Sect-2	Speed	Sect-3	Speed	Topspeed	laptime	pit
1	23.634		25.933		18.414		69.4	1:07.981		8	22.661		25.318		18.283		70.1	1:06.262	
2	23.187		25.475		18.290		70.0	1:06.952		9	22.707		25.146		18.194		70.0	1:06.047	
3	23.041		25.307		18.284		70.0	1:06.632		10	<u>22.643</u>		25.178		18.193		70.0	1:06.014	
4	22.875		25.176		18.141		70.8	1:06.192		11	23.187		25.156		18.082		69.9	1:06.425	
5	23.128		25.467		18.115		70.0	1:06.710		12	22.879		26.303		18.097		<u>71.6</u>	1:07.279	
6	22.954		25.259		18.230		70.1	1:06.443		13	23.045		<u>24.998</u>		18.055		71.1	1:06.098	
7	22.654		25.075		<u>18.025</u>		70.7	<u>1:05.754</u>		14	22.721		25.200		18.044		69.8	1:05.965	

9 Rumos Racing																			
lap	Sect-1	Speed	Sect-2	Speed	Sect-3	Speed	TopSpeed	laptime	pit	lap	Sect-1	Speed	Sect-2	Speed	Sect-3	Speed	Topspeed	laptime	pit
1	23.775		25.947		18.604		67.9	1:08.326		8	22.640		25.029		18.047		70.3	1:05.716	
2	23.296		25.859		18.734		67.4	1:07.889		9	22.678		25.035		18.112		70.0	1:05.825	
3	28.209		45.636		29.407		68.7	1:43.252		10	23.298		27.478		19.601		<u>71.0</u>	1:10.377	
4	22.994		25.103		18.869		69.6	1:06.966		11	22.641		25.425		19.477		61.8	1:07.543	
5	22.792		25.196		18.240		69.9	1:06.228		12	22.954		<u>24.932</u>		18.162		70.6	1:06.048	
6	23.015		25.405		18.046		70.1	1:06.466		13	<u>22.475</u>		25.048		<u>17.881</u>		70.7	<u>1:05.404</u>	
7	22.670		25.084		18.250		70.1	1:06.004		14									

10 Bed Rull Racing																			
lap	Sect-1	Speed	Sect-2	Speed	Sect-3	Speed	TopSpeed	laptime	pit	lap	Sect-1	Speed	Sect-2	Speed	Sect-3	Speed	Topspeed	laptime	pit
1	23.776		25.800		18.400		69.3	<del>1:07.976</del> D		8	23.525		25.638		18.185		70.1	1:07.348	
2	23.588		25.607		18.191		69.9	1:07.386		9	23.028		25.424		18.406		70.0	1:06.858	
3	23.004		25.414		18.096		70.7	1:06.514		10	22.769		25.382		18.380		71.2	1:06.531	
4	23.407		25.250		18.120		70.6	1:06.777		11	23.022		25.404		18.004		70.9	1:06.430	
5	22.998		25.225		18.048		70.8	1:06.271		12	<u>22.686</u>		25.244		<u>18.000</u>		70.6	<u>1:05.930</u>	
6	22.755		25.289		18.013		<u>71.3</u>	1:06.057		13	23.027		25.513		18.100		70.5	1:06.640	
7	22.900		<u>25.084</u>		18.361		70.1	1:06.345		14									



# 12H Karting Endurance Challenge

## Igora Drive

Qualifying

25 - 26 May 2024

Laps and Sector Times - Endurance

11		SUN team																	
lap	Sect-1	Speed	Sect-2	Speed	Sect-3	Speed	TopSpeed	laptime	pit	lap	Sect-1	Speed	Sect-2	Speed	Sect-3	Speed	Topspeed	laptime	pit
1	24.975		26.009		18.975		68.6	1:09.959		8	23.110		25.228		18.220		70.2	1:06.558	
2	24.002		25.470		18.535		69.8	1:08.007		9	22.774		<u>25.018</u>		18.310		70.1	1:06.102	
3	23.266		25.671		18.360		70.3	1:07.297		10	22.861		25.188		18.328		69.7	1:06.377	
4	23.294		25.265		18.309		70.6	1:06.868		11	22.979		25.063		18.130		70.6	1:06.172	
5	23.044		25.300		18.350		70.6	1:06.694		12	<u>22.481</u>		25.095		18.165		70.4	<u>1:05.741</u>	
6	22.968		25.251		<u>17.960</u>		<u>71.4</u>	1:06.179		13	22.607		25.019		18.338		69.2	1:05.964	
7	22.969		25.473		18.230		70.8	1:06.672		14									

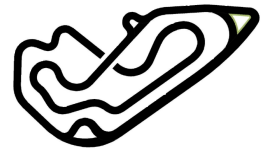
12		RTF																	
lap	Sect-1	Speed	Sect-2	Speed	Sect-3	Speed	TopSpeed	laptime	pit	lap	Sect-1	Speed	Sect-2	Speed	Sect-3	Speed	Topspeed	laptime	pit
1	23.495		25.643		18.562		68.2	1:07.700		8	22.573		25.192		18.074		70.5	1:05.839	
2	23.026		25.938		18.277		69.8	1:07.241		9	22.573		25.205		18.042		70.6	1:05.820	
3	22.671		25.292		18.088		70.0	1:06.051		10	<u>22.426</u>		25.118		18.096		70.5	<u>1:05.640</u>	
4	22.629		25.380		18.221		70.0	1:06.230		11	22.586		25.457		18.089		70.0	1:06.132	
5	22.710		<u>25.089</u>		18.016		<u>70.7</u>	1:05.815		12	22.566		25.327		18.082		70.0	1:05.975	
6	22.564		25.299		18.245		70.5	1:06.108		13	22.763		25.304		<u>17.986</u>		70.2	1:06.053	
7	25.542		25.394		18.149		70.6	1:09.085		14									

13		MARSHALL Racing Team																	
lap	Sect-1	Speed	Sect-2	Speed	Sect-3	Speed	TopSpeed	laptime	pit	lap	Sect-1	Speed	Sect-2	Speed	Sect-3	Speed	Topspeed	laptime	pit
1	24.579		26.403		18.982		67.2	1:09.964		7	22.739		<u>25.069</u>		17.970		<u>71.4</u>	1:05.778	
2	23.452		25.872		19.042		66.4	<del>1:08.366</del> D		8	<u>22.389</u>		25.396		<u>17.944</u>		71.1	<u>1:05.729</u>	
3	23.796		25.938		18.672		68.1	1:08.406		9	22.699		25.390		18.955		71.0	1:07.044	
4	2:35.650		25.627		18.293		69.4	3:19.570		10	22.667		25.144		18.069		70.5	1:05.880	
5	22.925		25.772		18.192		70.8	1:06.889		11	22.630		25.319		18.008		70.4	1:05.957	
6	23.878		26.210		18.034		70.7	1:08.122		12									

14		GLADIATORS RT																	
lap	Sect-1	Speed	Sect-2	Speed	Sect-3	Speed	TopSpeed	laptime	pit	lap	Sect-1	Speed	Sect-2	Speed	Sect-3	Speed	Topspeed	laptime	pit
1	23.204		28.044		18.956		71.1	1:10.204		5	23.210		25.707		18.368		69.2	1:07.285	
2	22.964		25.364		<u>18.083</u>		<u>71.2</u>	1:06.411		6	23.020		25.426		18.260		69.8	1:06.706	
3	2:35.878		<u>26.277</u>		18.901		69.3	3:21.056		7	22.747		25.283		18.143		69.8	1:06.173	
4	3:59.740		26.401		18.757		68.1	4:44.898		8	<u>22.693</u>		25.191		18.112		69.9	<u>1:05.996</u>	

15		Griphunters																	
lap	Sect-1	Speed	Sect-2	Speed	Sect-3	Speed	TopSpeed	laptime	pit	lap	Sect-1	Speed	Sect-2	Speed	Sect-3	Speed	Topspeed	laptime	pit
1	23.406		25.443		18.146		70.1	1:06.995		8	22.576		24.896		17.791		71.9	1:05.263	
2	22.854		25.132		18.053		70.4	1:06.039		9	22.479		24.869		17.956		70.7	1:05.304	
3	22.678		24.908		17.847		71.8	1:05.433		10	22.499		24.863		17.872		70.5	1:05.234	
4	22.637		24.828		17.907		70.7	1:05.372		11	23.800		27.330		17.869		71.2	1:08.999	
5	22.472		24.914		17.874		71.0	1:05.260		12	<u>22.396</u>		24.855		<u>17.654</u>		<u>72.2</u>	<u>1:04.905</u>	
6	22.636		24.988		17.899		71.1	1:05.523		13	22.550		25.078		18.432		67.2	1:06.060	
7	22.439		<u>24.761</u>		17.906		71.0	1:05.106		14									

16		NRG TEAM																	
lap	Sect-1	Speed	Sect-2	Speed	Sect-3	Speed	TopSpeed	laptime	pit	lap	Sect-1	Speed	Sect-2	Speed	Sect-3	Speed	Topspeed	laptime	pit
1	23.515		25.732		18.528		69.2	1:07.775		7	22.440		24.867		18.024		70.3	1:05.331	
2	22.917		25.335		18.119		69.8	1:06.371		8	22.349		24.815		17.866		<u>71.6</u>	1:05.030	
3	2:36.314		26.162		18.634		69.0	3:21.110		9	<u>22.214</u>		25.061		19.531		70.5	1:06.806	
4	23.081		25.302		18.271		69.1	1:06.654		10	22.334		24.826		<u>17.833</u>		71.3	<u>1:04.993</u>	



# 12H Karting Endurance Challenge

Igora Drive

Qualifying

25 - 26 May 2024

Laps and Sector Times - Endurance

5	22.922	25.198	18.137	70.2	1:06.257	11	22.412	<u>24.783</u>	17.854	71.1	1:05.049
6	22.668	24.923	18.011	70.5	1:05.602	12					