

Marcel Albers Memorial Trophy Laps and Sector Times - Race 2

12 - 14 April 2024
Zandvoort GP - 4259mtr.

6 Jean-François Comte									Crosslé 20F										
lap	Sect-1	Speed	Sect-2	Speed	Sect-3	Speed	TopSpeed	laptime	pit	lap	Sect-1	Speed	Sect-2	Speed	Sect-3	Speed	Topspeed	laptime	pit
1	45.692	154.5	43.531	157.0	36.764	<u>184.0</u>	138.8	2:05.987		7	<u>41.021</u>	169.8	41.803	158.8	<u>36.220</u>	182.4	175.9	<u>1:59.044</u>	
2	41.348	169.3	42.729	158.8	36.621	182.4	173.7	2:00.698		8	41.201	170.6	41.665	158.6	36.383	183.1	178.5	1:59.249	
3	41.666	163.6	42.404	158.1	36.858	181.8	171.5	2:00.928		9	41.179	170.3	41.837	158.6	36.381	181.8	<u>180.6</u>	1:59.397	
4	41.901	168.5	42.109	158.1	36.355	182.7	173.7	2:00.365		10	41.277	161.4	<u>41.637</u>	157.0	36.317	183.7	172.9	1:59.231	
5	41.516	<u>173.6</u>	42.144	<u>159.3</u>	36.610	183.1	175.9	2:00.270		11	42.240	157.9	51.816	142.7	Pit In		146.3	<u>2:31.370</u>	
6	41.168	172.5	42.138	157.0	36.726	182.7	180.0	2:00.032		12									


13 Jesper Kilstrup Egebart									Van Diemen RF85										
lap	Sect-1	Speed	Sect-2	Speed	Sect-3	Speed	TopSpeed	laptime	pit	lap	Sect-1	Speed	Sect-2	Speed	Sect-3	Speed	Topspeed	laptime	pit
1		184.0	39.348	170.6	33.651	198.9	130.5	1:56.886		7	<u>37.806</u>	<u>187.8</u>	39.217	171.2	33.634	199.3	195.5	<u>1:50.657</u>	
2	38.259	186.2	39.217	172.2	<u>33.556</u>	201.1	<u>196.2</u>	1:51.032		8	37.863	186.9	39.251	170.6	33.599	197.4	195.8	1:50.713	
3	38.016	187.5	39.384	172.0	33.620	194.9	191.7	1:51.020		9	37.997	185.9	39.281	169.8	33.604	196.7	195.1	1:50.882	
4	38.270	186.2	<u>39.031</u>	<u>172.8</u>	33.579	<u>201.5</u>	191.7	1:50.880		10	37.914	183.7	39.415	170.3	33.780	195.3	194.8	1:51.109	
5	38.244	187.5	39.310	172.0	33.556	196.0	189.7	1:51.110		11	38.240	183.1	39.504	167.2	34.053	187.2	194.1	1:51.797	
6	37.948	<u>187.8</u>	39.258	172.2	33.598	200.4	188.1	1:50.804		12									

15 Oke Leuber									Van Diemen RF88										
lap	Sect-1	Speed	Sect-2	Speed	Sect-3	Speed	TopSpeed	laptime	pit	lap	Sect-1	Speed	Sect-2	Speed	Sect-3	Speed	Topspeed	laptime	pit
1	46.445	162.2	42.853	164.1	35.536	190.1	138.8	2:04.834		7	39.908	177.3	40.752	162.9	35.305	186.9	183.3	1:55.965	
2	39.748	174.5	42.281	162.4	34.964	193.2	192.0	1:56.993		8	39.852	176.8	41.080	161.9	35.447	186.9	188.1	1:56.379	
3	39.719	156.1	41.170	<u>165.9</u>	<u>34.905</u>	<u>193.5</u>	190.3	1:55.794		9	40.005	176.8	40.523	162.4	35.191	187.2	191.3	1:55.719	
4	40.377	170.9	41.459	165.1	35.199	192.2	181.2	1:57.035		10	39.785	177.3	40.503	162.4	35.236	187.8	189.7	1:55.524	
5	39.819	177.0	<u>40.288</u>	162.9	35.276	187.8	192.7	1:55.383		11	39.805	176.8	40.488	162.4	35.287	187.2	<u>194.4</u>	1:55.580	
6	<u>39.660</u>	<u>177.6</u>	40.407	162.2	35.184	185.2	186.1	<u>1:55.251</u>		12									

16 Xavier Michel									Crosslé 32F										
lap	Sect-1	Speed	Sect-2	Speed	Sect-3	Speed	TopSpeed	laptime	pit	lap	Sect-1	Speed	Sect-2	Speed	Sect-3	Speed	Topspeed	laptime	pit
1		<u>181.5</u>	39.792	<u>168.2</u>	34.680	190.5	138.1	2:00.078		7	38.940	<u>181.5</u>	39.554	165.4	34.523	<u>191.8</u>	195.8	<u>1:53.017</u>	
2	39.035	179.1	39.650	165.9	34.791	187.2	189.0	1:53.476		8	40.038	169.8	40.517	167.7	34.904	189.1	193.7	1:55.459	
3	39.103	177.3	39.509	163.4	34.467	185.9	194.1	1:53.079		9	<u>38.806</u>	<u>181.5</u>	47.761	163.6	34.422	186.9	196.9	2:00.989	
4	39.188	177.3	39.567	164.1	34.629	186.9	195.1	1:53.384		10	38.918	178.5	39.538	165.6	34.857	189.5	196.5	1:53.313	
5	39.228	177.6	<u>39.353</u>	163.9	34.685	186.5	195.8	1:53.266		11	38.987	178.2	39.777	163.9	<u>34.419</u>	187.8	<u>197.6</u>	1:53.183	
6	39.639	170.3	39.983	166.2	34.467	191.2	191.0	1:54.089		12									

18 Michel Ghio									Merlyn MK20A										
lap	Sect-1	Speed	Sect-2	Speed	Sect-3	Speed	TopSpeed	laptime	pit	lap	Sect-1	Speed	Sect-2	Speed	Sect-3	Speed	Topspeed	laptime	pit
1	44.130	173.4	40.976	<u>169.8</u>	34.765	<u>202.2</u>	146.5	1:59.871		7	39.439	180.3	41.740	157.2	34.978	197.1	189.4	1:56.157	
2	40.119	173.9	40.872	168.8	34.884	194.6	181.8	1:55.875		8	39.590	182.4	40.781	166.9	34.746	192.5	170.7	<u>1:55.117</u>	
3	40.381	174.2	41.200	165.9	35.193	189.1	185.5	1:56.774		9	<u>39.426</u>	180.3	40.998	165.6	34.819	191.2	188.4	1:55.243	
4	39.508	178.5	41.212	164.9	34.933	189.5	190.3	1:55.653		10	39.654	178.2	41.200	164.9	35.026	190.5	<u>191.0</u>	1:55.880	
5	40.024	<u>182.7</u>	<u>40.633</u>	167.4	<u>34.585</u>	195.7	188.7	1:55.242		11	39.963	177.3	41.178	164.4	35.167	189.5	177.1	1:56.308	
6	39.695	181.8	40.979	166.2	34.777	192.9	186.1	1:55.451		12									

19 Michel Kozyreff									Reynard 88F										
lap	Sect-1	Speed	Sect-2	Speed	Sect-3	Speed	TopSpeed	laptime	pit	lap	Sect-1	Speed	Sect-2	Speed	Sect-3	Speed	Topspeed	laptime	pit
1	44.826	171.2	41.243	166.2	35.440	195.7	140.3	2:01.509		7	39.535	181.2	<u>40.292</u>	165.6	34.598	194.6	180.9	1:54.425	
2	39.767	182.7	41.029	166.2	35.041	<u>201.5</u>	192.0	1:55.837		8	39.239	182.4	40.333	166.4	34.695	194.9	195.1	<u>1:54.267</u>	
3	39.531	166.2	41.598	<u>168.0</u>	35.003	191.8	193.0	1:56.132		9	39.464	182.4	40.566	166.9	<u>34.281</u>	200.7	185.8	1:54.311	
4	<u>39.131</u>	<u>184.0</u>	41.621	166.2	34.510	198.5	195.8	1:55.262		10	39.340	183.4	40.353	167.4	34.749	194.6	191.3	1:54.442	
5	39.233	181.5	40.352	165.4	34.807	194.2	<u>201.6</u>	1:54.392		11	39.201	182.4	40.378	165.4	35.015	195.3	194.8	1:54.594	



Marcel Albers Memorial Trophy Laps and Sector Times - Race 2

12 - 14 April 2024
Zandvoort GP - 4259mtr.

6	39.405	183.4	40.681	166.7	34.732	194.9	181.5	1:54.818	12									
---	--------	-------	--------	-------	--------	-------	-------	----------	----	--	--	--	--	--	--	--	--	--

22 Roel Mulder										PRS RH02									
lap	Sect-1	Speed	Sect-2	Speed	Sect-3	Speed	TopSpeed	laptime	pit	lap	Sect-1	Speed	Sect-2	Speed	Sect-3	Speed	Topspeed	laptime	pit
1	44.638	173.4	40.945	165.1	35.039	196.0	137.6	2:00.622		7	39.741	177.0	40.644	169.0	34.734	197.1	177.9	1:55.119	
2	40.424	170.3	41.471	166.7	35.309	196.7	178.5	1:57.204		8	39.076	<u>184.9</u>	<u>40.336</u>	167.4	34.624	197.8	185.8	1:54.036	
3	40.073	171.7	41.737	167.7	34.744	196.4	183.0	1:56.554		9	<u>38.836</u>	177.6	40.892	166.7	<u>34.250</u>	199.6	<u>193.4</u>	1:53.978	
4	40.402	177.3	40.766	163.9	34.948	199.3	178.5	1:56.116		10	39.112	177.6	40.417	164.6	34.292	197.1	186.1	<u>1:53.821</u>	
5	39.480	183.4	41.012	<u>169.3</u>	34.435	201.5	183.3	1:54.927		11	40.006	176.5	40.897	163.9	35.624	184.3	187.1	1:56.527	
6	39.505	183.4	41.082	163.9	34.256	<u>202.6</u>	183.3	1:54.843		12									


23 Olivier Paiez										Van Diemen RF92									
lap	Sect-1	Speed	Sect-2	Speed	Sect-3	Speed	TopSpeed	laptime	pit	lap	Sect-1	Speed	Sect-2	Speed	Sect-3	Speed	Topspeed	laptime	pit
1	<u>44.944</u>	<u>161.4</u>	<u>42.779</u>	<u>156.3</u>	Pit In		<u>145.3</u>	2:20.302		2									

30 Leon den Hollander										Mygale SJ02									
lap	Sect-1	Speed	Sect-2	Speed	Sect-3	Speed	TopSpeed	laptime	pit	lap	Sect-1	Speed	Sect-2	Speed	Sect-3	Speed	Topspeed	laptime	pit
1	44.661	169.8	40.787	164.1	34.793	191.2	135.6	2:00.241		7	38.728	179.7	39.961	165.4	<u>34.528</u>	191.2	<u>199.4</u>	1:53.217	
2	38.834	177.9	40.209	164.4	34.862	190.8	193.0	1:53.905		8	38.732	178.8	40.140	<u>165.9</u>	34.705	191.5	195.1	1:53.577	
3	38.852	177.3	40.438	163.6	34.545	190.5	195.1	1:53.835		9	<u>38.507</u>	<u>180.9</u>	41.703	163.4	34.770	189.1	193.4	1:54.980	
4	38.710	178.2	<u>39.673</u>	164.9	34.662	191.2	191.3	<u>1:53.045</u>		10	39.907	176.5	40.188	162.7	34.755	189.8	192.7	1:54.850	
5	38.579	178.5	40.306	164.4	34.811	190.1	195.5	1:53.696		11	39.108	177.3	40.597	162.4	34.789	189.1	191.7	1:54.494	
6	38.709	178.2	40.269	164.6	34.579	<u>192.9</u>	193.4	1:53.557		12									

35 John Svensson										Ray GR17K									
lap	Sect-1	Speed	Sect-2	Speed	Sect-3	Speed	TopSpeed	laptime	pit	lap	Sect-1	Speed	Sect-2	Speed	Sect-3	Speed	Topspeed	laptime	pit
1		186.2	39.270	168.2	33.767	197.1	128.2	1:55.779		7	37.884	188.5	39.452	171.2	33.596	199.3	195.1	1:50.932	
2	38.424	187.8	38.970	170.3	33.764	198.2	191.3	1:51.158		8	37.866	188.5	39.332	170.9	33.654	198.9	190.7	1:50.852	
3	37.857	187.2	<u>38.962</u>	170.6	33.588	198.2	<u>198.7</u>	1:50.407		9	37.872	188.5	39.250	<u>171.4</u>	33.473	199.6	194.1	1:50.595	
4	37.742	187.5	39.160	170.3	33.475	198.5	193.7	<u>1:50.377</u>		10	<u>37.707</u>	188.5	39.641	170.6	33.606	<u>200.0</u>	196.9	1:50.954	
5	37.880	187.8	39.178	170.6	<u>33.469</u>	198.2	194.8	1:50.527		11	37.977	<u>188.8</u>	39.558	170.6	33.749	198.9	194.4	1:51.284	
6	37.860	187.8	39.299	170.3	33.528	198.9	195.5	1:50.687		12									

38 Pierre Dessy										Van Diemen RS91									
lap	Sect-1	Speed	Sect-2	Speed	Sect-3	Speed	TopSpeed	laptime	pit	lap	Sect-1	Speed	Sect-2	Speed	Sect-3	Speed	Topspeed	laptime	pit
1	44.250	172.8	40.104	165.1	34.453	193.2	135.4	1:58.807		7	39.121	180.6	39.665	164.1	34.305	192.9	186.5	1:53.091	
2	38.970	180.0	39.676	166.2	34.393	194.9	192.0	1:53.039		8	39.970	171.7	40.628	<u>167.2</u>	34.225	194.6	190.3	1:54.823	
3	39.278	179.4	39.943	164.1	34.555	192.2	181.5	1:53.776		9	39.519	<u>181.5</u>	55.136	161.9	35.342	190.8	180.9	2:09.997	
4	39.095	179.1	39.738	164.9	34.353	193.2	193.7	1:53.186		10	40.383	178.5	39.943	166.7	34.436	<u>198.5</u>	177.9	1:54.762	
5	<u>38.946</u>	179.7	<u>39.533</u>	165.4	<u>33.803</u>	197.4	189.0	<u>1:52.282</u>		11	39.813	176.2	40.369	165.4	34.474	<u>198.5</u>	178.5	1:54.656	
6	39.324	179.4	39.828	163.1	34.309	192.2	<u>194.4</u>	1:53.461		12									

44 Philippe le Nech										Van Diemen RF80									
lap	Sect-1	Speed	Sect-2	Speed	Sect-3	Speed	TopSpeed	laptime	pit	lap	Sect-1	Speed	Sect-2	Speed	Sect-3	Speed	Topspeed	laptime	pit
1	46.195	156.7	43.454	<u>158.6</u>	36.921	179.7	137.3	2:06.570		7	41.361	168.0	<u>41.519</u>	154.3	36.403	181.5	174.5	1:59.283	
2	41.775	161.7	42.237	156.1	36.982	180.0	169.4	2:00.994		8	41.328	171.7	41.844	153.6	<u>36.130</u>	180.9	177.7	1:59.302	
3	41.665	165.6	42.249	155.4	37.140	177.3	171.3	2:01.054		9	<u>41.103</u>	<u>172.5</u>	41.630	156.7	36.193	<u>184.0</u>	<u>180.0</u>	<u>1:58.926</u>	
4	41.510	171.2	41.884	157.7	36.393	182.7	177.1	1:59.787		10	41.413	172.2	41.609	155.4	36.536	182.7	175.4	1:59.558	
5	41.699	169.3	41.943	156.1	36.625	182.4	164.5	2:00.267		11	41.807	158.1	45.934	151.5	38.190	170.3	163.3	2:05.931	
6	41.424	172.2	41.849	155.2	36.725	182.4	171.0	1:59.998		12									



Marcel Albers Memorial Trophy Laps and Sector Times - Race 2

12 - 14 April 2024
Zandvoort GP - 4259mtr.

47 Darwin Smith									Van Diemen RF90										
lap	Sect-1	Speed	Sect-2	Speed	Sect-3	Speed	TopSpeed	laptime	pit	lap	Sect-1	Speed	Sect-2	Speed	Sect-3	Speed	Topspeed	laptime	pit
1		184.3	39.568	170.3	33.876	197.1	127.3	1:56.784		7	<u>37.574</u>	184.6	<u>39.057</u>	170.6	33.765	195.7	201.6	<u>1:50.396</u>	
2	37.892	<u>189.5</u>	39.404	171.2	33.688	199.6	191.7	1:50.984		8	37.827	185.2	39.170	169.8	33.765	196.0	200.8	1:50.762	
3	38.045	184.3	39.151	<u>173.6</u>	33.866	196.4	200.5	1:51.062		9	37.593	184.9	39.187	169.8	33.669	196.0	202.7	1:50.449	
4	37.944	188.2	39.187	172.8	<u>33.577</u>	<u>202.2</u>	191.3	1:50.708		10	37.690	185.2	39.406	170.3	34.052	193.9	195.8	1:51.148	
5	37.801	183.4	39.179	168.8	33.742	192.2	<u>208.1</u>	1:50.722		11	54.183	87.9	1:33.793	63.4	Pit In		191.7	<u>3:55.463</u>	
6	37.780	183.4	39.159	168.5	33.649	195.3	202.3	1:50.588		12									


50 Pierre-Emilien Baert									Merlyn MK20										
lap	Sect-1	Speed	Sect-2	Speed	Sect-3	Speed	TopSpeed	laptime	pit	lap	Sect-1	Speed	Sect-2	Speed	Sect-3	Speed	Topspeed	laptime	pit
1	45.391	167.2	41.733	162.9	35.834	188.8	144.0	2:02.958		7	40.028	175.6	<u>41.576</u>	161.7	35.589	186.2	192.4	<u>1:57.193</u>	
2	40.621	<u>178.8</u>	41.742	161.9	<u>35.572</u>	<u>191.2</u>	183.6	1:57.935		8	<u>39.963</u>	175.6	41.786	161.0	35.730	184.9	193.4	1:57.479	
3	40.741	176.2	41.856	<u>163.6</u>	35.749	187.2	185.5	1:58.346		9	40.095	174.8	41.917	161.0	36.054	184.6	190.3	1:58.066	
4	40.257	176.5	41.584	162.9	35.778	187.5	190.0	1:57.619		10	40.226	175.3	42.067	158.8	35.868	184.9	189.7	1:58.161	
5	40.050	175.3	41.606	161.9	35.667	186.9	<u>195.5</u>	1:57.323		11	40.449	174.8	42.102	160.0	37.355	171.7	186.8	1:59.906	
6	40.091	175.6	41.655	160.2	35.715	185.6	193.7	1:57.461		12									

61 Eric Lecluse									Lotus 69F										
lap	Sect-1	Speed	Sect-2	Speed	Sect-3	Speed	TopSpeed	laptime	pit	lap	Sect-1	Speed	Sect-2	Speed	Sect-3	Speed	Topspeed	laptime	pit
1	44.451	171.4	42.451	<u>168.0</u>	35.607	190.1	141.9	2:02.509		7	40.006	176.5	41.306	162.9	35.413	185.9	190.3	1:56.725	
2	40.188	177.6	41.806	163.1	35.735	191.2	193.4	1:57.729		8	40.296	172.0	41.371	162.2	35.552	185.6	192.4	1:57.219	
3	40.219	172.5	41.194	165.6	35.375	191.5	179.1	1:56.788		9	39.965	174.8	41.061	160.5	35.795	185.6	191.0	1:56.821	
4	40.493	170.3	41.784	164.9	35.399	<u>194.9</u>	173.4	1:57.676		10	41.073	177.9	<u>40.497</u>	164.9	35.182	189.8	181.5	1:56.752	
5	40.454	174.5	41.263	165.1	<u>35.077</u>	191.2	195.5	1:56.794		11	<u>39.688</u>	<u>178.2</u>	41.349	164.6	35.498	191.5	<u>196.9</u>	<u>1:56.535</u>	
6	39.691	176.5	41.123	164.1	35.787	186.9	190.7	1:56.601		12									

68 Michel Dupont									Dulon LD4B										
lap	Sect-1	Speed	Sect-2	Speed	Sect-3	Speed	TopSpeed	laptime	pit	lap	Sect-1	Speed	Sect-2	Speed	Sect-3	Speed	Topspeed	laptime	pit
1	45.025	173.1	41.679	157.7	35.849	184.3	130.2	2:02.553		7	40.118	<u>179.7</u>	41.652	<u>162.2</u>	35.639	185.9	176.2	1:57.409	
2	40.509	178.8	41.174	157.0	35.675	184.0	163.3	1:57.358		8	40.114	177.3	41.333	159.8	35.474	187.2	173.2	1:56.921	
3	40.192	175.3	40.957	158.8	35.760	184.0	172.6	1:56.909		9	40.270	179.1	41.162	161.0	35.438	187.2	173.7	1:56.870	
4	40.406	175.3	40.974	159.3	35.880	183.7	177.4	1:57.260		10	39.950	177.0	40.853	161.0	36.637	182.1	179.7	1:57.440	
5	40.632	177.9	40.803	160.5	35.466	185.2	<u>181.8</u>	1:56.901		11	39.953	174.8	<u>40.723</u>	159.1	<u>35.169</u>	<u>188.8</u>	181.2	<u>1:55.845</u>	
6	<u>39.784</u>	177.6	41.604	157.0	35.826	186.9	181.5	1:57.214		12									

72 Loïc Bouquet									Reynard 89F										
lap	Sect-1	Speed	Sect-2	Speed	Sect-3	Speed	TopSpeed	laptime	pit	lap	Sect-1	Speed	Sect-2	Speed	Sect-3	Speed	Topspeed	laptime	pit
1		<u>183.7</u>	39.712	<u>166.9</u>	34.161	<u>192.2</u>	128.1	1:58.304		7	39.129	176.2	40.151	162.7	34.855	185.2	180.9	1:54.135	
2	<u>38.657</u>	182.4	39.568	164.9	34.347	191.5	188.7	<u>1:52.572</u>		8	40.779	172.2	41.092	153.8	37.004	176.8	183.9	1:58.875	
3	38.732	182.4	39.832	164.4	34.454	189.1	<u>194.4</u>	1:53.018		9	39.720	158.6	42.214	160.0	35.273	177.9	170.5	1:57.207	
4	39.170	180.6	39.813	162.7	34.621	188.8	179.1	1:53.604		10	39.551	167.7	40.907	158.4	35.232	182.7	177.9	1:55.690	
5	39.232	181.8	<u>39.437</u>	164.6	<u>34.089</u>	<u>192.2</u>	178.5	1:52.758		11	39.717	169.3	41.112	157.0	35.418	177.6	177.4	1:56.247	
6	39.439	177.6	39.946	161.4	34.623	188.2	185.8	1:54.008		12									

73 Frédéric Français									Van Diemen RF90										
lap	Sect-1	Speed	Sect-2	Speed	Sect-3	Speed	TopSpeed	laptime	pit	lap	Sect-1	Speed	Sect-2	Speed	Sect-3	Speed	Topspeed	laptime	pit
1	44.732	180.3	41.171	163.9	34.980	191.2	141.2	2:00.883		7	39.631	181.2	40.837	164.6	<u>34.119</u>	192.9	190.0	1:54.587	
2	40.014	179.7	40.699	163.4	35.009	190.8	<u>202.7</u>	1:55.722		8	39.416	181.8	<u>40.073</u>	164.6	34.398	193.9	194.1	<u>1:53.887</u>	
3	41.127	172.5	41.791	165.4	34.922	192.2	191.3	1:57.840		9	39.307	181.2	40.572	<u>166.7</u>	34.373	194.6	197.2	1:54.252	
4	40.428	180.9	41.009	164.1	34.804	193.9	183.0	1:56.241		10	39.264	184.0	40.605	<u>166.7</u>	34.564	194.9	193.0	1:54.433	
5	39.575	181.5	41.080	165.9	34.320	194.6	191.7	1:54.975		11	<u>39.150</u>	<u>184.6</u>	40.603	165.6	34.504	<u>197.4</u>	198.7	1:54.257	



Marcel Albers Memorial Trophy Laps and Sector Times - Race 2

12 - 14 April 2024
Zandvoort GP - 4259mtr.

6	39.574	181.8	40.998	165.6	34.327	196.4	192.7	1:54.899	12									
---	--------	-------	--------	-------	--------	-------	-------	----------	----	--	--	--	--	--	--	--	--	--

83 Arsène Cilian										Van Diemen RF90									
lap	Sect-1	Speed	Sect-2	Speed	Sect-3	Speed	TopSpeed	laptime	pit	lap	Sect-1	Speed	Sect-2	Speed	Sect-3	Speed	Topspeed	laptime	pit
1	45.170	158.4	42.269	159.5	35.336	198.2	141.9	2:02.775		7	40.684	166.2	41.007	<u>165.6</u>	36.222	198.5	161.4	1:57.913	
2	40.346	166.9	41.306	163.9	35.631	<u>200.7</u>	169.9	1:57.283		8	39.945	<u>171.4</u>	41.091	155.2	35.121	198.2	175.9	1:56.157	
3	40.507	162.2	41.635	164.4	35.133	199.6	171.8	1:57.275		9	40.111	164.6	<u>40.763</u>	163.1	35.446	195.7	171.5	1:56.320	
4	40.900	166.4	41.134	164.6	35.369	200.0	177.4	1:57.403		10	<u>39.558</u>	170.1	41.582	165.1	34.983	196.4	173.7	<u>1:56.123</u>	
5	40.550	166.2	41.115	164.4	<u>34.974</u>	200.4	<u>181.8</u>	1:56.639		11	39.704	168.0	41.475	160.2	35.550	195.3	<u>181.8</u>	1:56.729	
6	39.969	167.7	40.875	161.4	35.517	192.2	180.0	1:56.361		12									

89 Benjamin Monteiro										Van Diemen RF90									
lap	Sect-1	Speed	Sect-2	Speed	Sect-3	Speed	TopSpeed	laptime	pit	lap	Sect-1	Speed	Sect-2	Speed	Sect-3	Speed	Topspeed	laptime	pit
1	43.048	170.6	40.487	159.5	35.370	197.4	152.2	1:58.905		7	38.627	<u>184.3</u>	39.207	<u>170.9</u>	<u>33.771</u>	<u>201.9</u>	193.7	<u>1:51.605</u>	
2	39.042	180.6	41.384	166.9	34.010	200.0	186.8	1:54.436		8	39.349	174.2	40.040	167.2	34.396	193.5	<u>202.7</u>	1:53.785	
3	39.351	182.1	39.279	167.4	34.082	194.6	195.5	1:52.712		9	38.978	182.4	39.545	168.2	34.256	193.9	186.8	1:52.779	
4	39.018	181.8	<u>39.172</u>	168.8	34.311	195.3	188.4	1:52.501		10	38.779	182.4	39.804	168.0	34.327	194.2	188.4	1:52.910	
5	38.808	183.1	39.391	169.0	33.866	199.3	185.5	1:52.065		11	38.691	178.8	39.686	169.3	34.260	196.4	179.7	1:52.637	
6	<u>38.602</u>	183.4	39.428	167.7	33.879	196.4	189.7	1:51.909		12									

93 Remy d'Aubrey										Swift SC 92									
lap	Sect-1	Speed	Sect-2	Speed	Sect-3	Speed	TopSpeed	laptime	pit	lap	Sect-1	Speed	Sect-2	Speed	Sect-3	Speed	Topspeed	laptime	pit
1		179.7	40.001	167.2	34.198	196.4	129.9	1:59.183		7	38.613	182.1	39.898	165.1	34.282	193.9	<u>181.5</u>	1:52.793	
2	<u>38.599</u>	184.0	39.503	168.8	34.142	198.2	177.7	<u>1:52.244</u>		8	38.981	181.5	40.090	164.9	34.488	193.2	180.9	1:53.559	
3	38.806	<u>184.6</u>	<u>39.499</u>	163.6	34.158	<u>198.5</u>	177.7	1:52.463		9	39.444	181.2	40.501	164.6	34.524	193.2	175.4	1:54.469	
4	39.739	183.4	39.676	<u>169.0</u>	34.126	196.4	178.2	1:53.541		10	39.138	182.4	40.337	165.1	34.388	193.9	175.9	1:53.863	
5	38.887	181.5	39.503	164.9	<u>33.991</u>	193.9	179.1	1:52.381		11	39.304	172.2	40.716	165.6	34.540	193.9	175.4	1:54.560	
6	38.775	181.5	39.532	164.9	34.204	194.6	177.9	1:52.511		12									

96 Pascal Monbaron										Ray GR19K									
lap	Sect-1	Speed	Sect-2	Speed	Sect-3	Speed	TopSpeed	laptime	pit	lap	Sect-1	Speed	Sect-2	Speed	Sect-3	Speed	Topspeed	laptime	pit
1		186.9	39.133	172.0	33.734	200.0	132.0	1:56.078		7	37.848	188.5	39.056	172.2	33.642	200.4	<u>200.5</u>	1:50.546	
2	38.464	<u>189.5</u>	<u>38.969</u>	172.8	33.739	201.1	190.7	1:51.172		8	37.775	188.8	39.078	173.4	33.443	<u>204.2</u>	196.2	<u>1:50.296</u>	
3	38.374	186.9	39.060	171.4	33.659	199.6	188.1	1:51.093		9	38.263	186.9	39.006	171.4	33.403	202.6	196.5	1:50.672	
4	38.215	186.9	39.135	170.9	33.660	197.8	193.7	1:51.010		10	<u>37.754</u>	188.8	39.541	172.8	<u>33.383</u>	203.4	198.7	1:50.678	
5	38.421	188.8	39.115	<u>173.9</u>	33.440	187.2	197.6	1:50.976		11	37.815	187.8	39.277	171.4	33.648	200.0	198.3	1:50.740	
6	38.294	188.2	39.204	172.2	33.594	201.5	196.2	1:51.092		12									

122 Jean-Luc Morere										Van Diemen RF80									
lap	Sect-1	Speed	Sect-2	Speed	Sect-3	Speed	TopSpeed	laptime	pit	lap	Sect-1	Speed	Sect-2	Speed	Sect-3	Speed	Topspeed	laptime	pit
1	46.049	146.3	43.920	161.2	37.096	185.6	129.9	2:07.065		6	41.562	157.4	43.926	158.1	37.468	184.6	186.8	2:02.956	
2	41.773	154.3	<u>42.884</u>	159.1	37.466	184.3	166.3	2:02.123		7	41.497	154.3	43.798	161.0	37.218	185.6	187.1	2:02.513	
3	41.741	145.6	43.800	157.9	37.697	184.3	184.9	2:03.238		8	41.304	<u>160.0</u>	43.605	161.0	<u>37.033</u>	185.2	181.5	<u>2:01.942</u>	
4	41.927	154.5	43.707	158.1	37.818	184.0	183.9	2:03.452		9	<u>41.052</u>	155.8	45.651	<u>161.4</u>	38.163	<u>186.2</u>	<u>190.7</u>	2:04.866	
5	42.158	148.1	44.376	157.4	37.852	183.4	183.9	2:04.386		10	41.526	148.1	44.046	161.0	37.478	185.6	188.1	2:03.050	