

## Marcel Albers Memorial Trophy Laps and Sector Times - Race 1

12 - 14 April 2024  
Zandvoort GP - 4259mtr.

5 Maxime Lebreton										Van Diemen RF90									
lap	Sect-1	Speed	Sect-2	Speed	Sect-3	Speed	TopSpeed	laptime	pit	lap	Sect-1	Speed	Sect-2	Speed	Sect-3	Speed	Topspeed	laptime	pit
1		161.4	40.773	169.5	34.625	196.4	138.0	2:00.773		7	38.932	178.2	40.616	170.1	34.235	198.2	203.8	1:53.783	
2	38.864	181.8	39.876	167.7	34.400	197.8	195.8	1:53.140		8	38.685	179.7	40.592	167.7	34.628	196.4	202.0	1:53.905	
3	38.543	182.7	<u>39.612</u>	169.0	34.181	198.2	200.5	1:52.336		9	38.880	180.9	39.924	166.7	34.303	193.2	202.0	1:53.107	
4	<u>38.360</u>	<u>183.7</u>	39.617	<u>170.6</u>	<u>34.023</u>	<u>200.0</u>	199.0	<u>1:52.000</u>		10	39.177	177.9	40.298	164.4	34.296	195.3	196.9	1:53.771	
5	38.402	181.5	40.044	<u>170.6</u>	34.154	196.0	201.2	1:52.600		11	38.938	172.0	40.443	167.2	34.363	196.7	200.5	1:53.744	
6	38.374	181.2	39.840	166.4	34.359	196.0	<u>205.0</u>	1:52.573		12									


6 Jean-François Comte										Crosslé 20F									
lap	Sect-1	Speed	Sect-2	Speed	Sect-3	Speed	TopSpeed	laptime	pit	lap	Sect-1	Speed	Sect-2	Speed	Sect-3	Speed	Topspeed	laptime	pit
1	45.160	154.5	42.975	154.7	36.882	189.5	136.7	2:05.017		7	41.234	<u>173.4</u>	41.886	156.5	36.959	182.7	182.4	2:00.079	
2	41.963	169.3	42.225	157.7	36.746	186.5	151.3	2:00.934		8	41.312	170.3	41.955	156.3	36.769	182.4	182.1	2:00.036	
3	41.766	169.5	42.498	155.4	36.697	184.9	164.8	2:00.961		9	42.067	159.5	42.231	<u>159.8</u>	<u>35.950</u>	<u>190.8</u>	<u>186.8</u>	2:00.248	
4	41.595	168.8	<u>41.880</u>	157.0	37.017	185.6	181.2	2:00.492		10	<u>40.954</u>	171.4	54.263	153.8	37.793	185.9	177.4	2:13.010	
5	41.470	169.5	41.988	156.5	37.273	185.9	174.8	2:00.731		11	46.982	127.2	49.385	134.8	Pit In		159.7	2:38.186	
6	41.249	169.5	42.088	156.5	36.678	186.2	183.3	<u>2:00.015</u>		12									

13 Jesper Kilstrup Egebart										Van Diemen RF85									
lap	Sect-1	Speed	Sect-2	Speed	Sect-3	Speed	TopSpeed	laptime	pit	lap	Sect-1	Speed	Sect-2	Speed	Sect-3	Speed	Topspeed	laptime	pit
1		175.0	40.494	169.3	34.573	196.4	129.9	1:59.727		7	38.590	180.3	39.553	164.9	34.097	193.9	199.0	1:52.240	
2	38.798	179.4	39.872	164.6	34.333	193.9	192.7	1:53.003		8	<u>38.402</u>	179.1	39.755	164.4	34.614	194.2	<u>199.4</u>	1:52.771	
3	38.816	180.0	39.840	164.9	34.261	192.9	180.3	1:52.917		9	38.949	177.9	39.871	164.6	34.254	193.2	185.5	1:53.074	
4	38.576	179.7	39.730	165.4	34.154	192.5	192.4	1:52.460		10	38.616	<u>184.6</u>	39.493	170.1	<u>33.887</u>	<u>200.4</u>	193.4	<u>1:51.996</u>	
5	38.677	<u>184.6</u>	39.640	164.9	34.403	192.9	187.7	1:52.720		11	38.470	179.4	<u>39.483</u>	<u>170.3</u>	34.086	199.6	197.6	1:52.039	
6	38.538	180.3	39.888	<u>170.3</u>	34.329	200.0	192.7	1:52.755		12									

15 Oke Leuber										Van Diemen RF88									
lap	Sect-1	Speed	Sect-2	Speed	Sect-3	Speed	TopSpeed	laptime	pit	lap	Sect-1	Speed	Sect-2	Speed	Sect-3	Speed	Topspeed	laptime	pit
1	45.565	151.0	43.070	164.9	36.120	193.2	143.6	2:04.755		7	39.524	175.3	40.844	163.4	34.994	192.5	195.8	1:55.362	
2	39.963	173.6	41.028	162.7	35.190	193.9	178.5	1:56.181		8	39.389	177.3	40.961	164.4	34.767	195.3	193.0	1:55.117	
3	40.608	172.5	41.251	<u>165.9</u>	<u>34.672</u>	<u>195.7</u>	148.0	1:56.531		9	39.783	177.9	41.187	162.4	35.046	190.8	189.4	1:56.016	
4	39.382	170.1	41.180	162.2	35.009	193.9	192.0	1:55.571		10	39.712	176.5	<u>40.663</u>	162.4	35.189	188.5	<u>198.3</u>	1:55.564	
5	39.534	<u>179.7</u>	41.166	161.9	35.159	190.5	197.2	1:55.859		11	39.593	176.8	41.012	162.2	35.790	189.8	194.1	1:56.395	
6	<u>39.288</u>	177.0	40.721	162.2	34.990	191.5	194.1	<u>1:54.999</u>		12									

16 Xavier Michel										Crosslé 32F									
lap	Sect-1	Speed	Sect-2	Speed	Sect-3	Speed	TopSpeed	laptime	pit	lap	Sect-1	Speed	Sect-2	Speed	Sect-3	Speed	Topspeed	laptime	pit
1	44.519	167.7	40.940	166.4	34.784	<u>197.8</u>	139.7	2:00.243		7	39.422	176.2	39.990	161.2	34.686	190.1	196.2	1:54.098	
2	<u>38.975</u>	<u>179.7</u>	<u>39.697</u>	<u>168.8</u>	35.004	192.5	186.1	1:53.676		8	39.185	176.2	40.037	161.7	34.654	189.5	<u>200.5</u>	1:53.876	
3	39.223	177.6	40.039	164.1	<u>34.443</u>	192.2	176.2	1:53.705		9	39.184	175.6	39.936	161.7	35.576	188.8	199.7	1:54.696	
4	39.332	175.3	40.003	162.2	35.442	193.5	196.9	1:54.777		10	39.839	174.8	40.083	161.4	34.824	189.5	194.4	1:54.746	
5	39.011	176.2	39.907	163.4	34.755	191.2	199.4	<u>1:53.673</u>		11	39.634	175.0	40.002	161.4	34.806	190.5	195.1	1:54.442	
6	39.240	175.0	39.934	161.9	34.689	190.1	197.9	1:53.863		12									

18 Michel Ghio										Merlyn MK20A									
lap	Sect-1	Speed	Sect-2	Speed	Sect-3	Speed	TopSpeed	laptime	pit	lap	Sect-1	Speed	Sect-2	Speed	Sect-3	Speed	Topspeed	laptime	pit
1	44.772	162.2	41.454	<u>169.3</u>	35.503	196.7	152.2	2:01.729		7	39.506	177.0	41.524	164.9	34.979	194.6	<u>195.8</u>	1:56.009	
2	40.155	164.6	41.239	168.5	34.890	198.5	180.3	1:56.284		8	39.716	178.2	41.270	164.1	35.063	193.9	187.7	1:56.049	
3	39.770	177.9	<u>40.762</u>	167.4	34.918	196.7	173.7	<u>1:55.450</u>		9	39.982	175.9	41.586	156.7	35.082	<u>199.3</u>	192.0	1:56.650	
4	<u>39.477</u>	<u>180.9</u>	41.348	166.4	35.307	193.5	193.0	1:56.132		10	40.548	177.3	41.167	164.9	<u>34.841</u>	195.7	190.3	1:56.556	
5	39.842	177.9	41.157	164.1	35.676	192.9	184.6	1:56.675		11	40.152	175.3	40.947	163.6	35.315	194.9	191.0	1:56.414	



## Marcel Albers Memorial Trophy Laps and Sector Times - Race 1

12 - 14 April 2024  
Zandvoort GP - 4259mtr.

6	40.116	176.8	41.088	165.1	35.173	194.9	180.3	1:56.377	12									
---	--------	-------	--------	-------	--------	-------	-------	----------	----	--	--	--	--	--	--	--	--	--

19 Michel Kozyreff										Reynard 88F									
lap	Sect-1	Speed	Sect-2	Speed	Sect-3	Speed	TopSpeed	laptime	pit	lap	Sect-1	Speed	Sect-2	Speed	Sect-3	Speed	Topspeed	laptime	pit
1	45.530	149.8	43.330	164.1	34.970	<u>201.9</u>	135.7	2:03.830		7	39.665	180.3	41.063	163.1	34.967	196.7	190.3	1:55.695	
2	39.745	<u>181.8</u>	41.086	153.2	36.088	165.6	173.2	1:56.919		8	39.783	181.5	40.522	164.4	35.060	196.4	190.7	1:55.365	
3	40.215	180.6	41.070	165.6	34.809	197.1	161.2	1:56.094		9	40.321	176.2	40.721	161.7	35.127	196.4	184.6	1:56.169	
4	<u>39.244</u>	<u>181.8</u>	40.447	164.1	<u>34.655</u>	197.4	<u>200.8</u>	<u>1:54.346</u>		10	39.720	180.3	40.470	163.9	35.024	197.1	183.6	1:55.214	
5	39.521	181.5	40.637	<u>166.7</u>	35.355	200.4	190.7	1:55.513		11	39.687	180.0	41.470	162.7	35.316	195.7	194.8	1:56.473	
6	39.623	181.2	<u>40.400</u>	165.1	34.888	196.7	<u>200.8</u>	1:54.911		12									


22 Roel Mulder										PRS RH02									
lap	Sect-1	Speed	Sect-2	Speed	Sect-3	Speed	TopSpeed	laptime	pit	lap	Sect-1	Speed	Sect-2	Speed	Sect-3	Speed	Topspeed	laptime	pit
1	45.319	170.6	41.232	159.8	35.393	198.2	140.3	2:01.944		7	<u>39.212</u>	178.5	40.719	163.9	35.037	<u>200.0</u>	183.3	1:54.968	
2	39.820	177.3	40.585	166.4	35.304	199.3	180.3	1:55.709		8	39.848	180.0	40.777	165.9	35.166	195.7	184.9	1:55.791	
3	39.519	175.6	<u>40.333</u>	<u>167.4</u>	<u>34.590</u>	199.6	171.0	<u>1:54.442</u>		9	39.304	<u>182.4</u>	40.512	165.4	35.014	195.7	<u>191.0</u>	1:54.830	
4	39.665	177.3	40.925	161.9	35.454	194.6	186.1	1:56.044		10	39.479	178.8	40.900	162.4	35.503	194.6	189.4	1:55.882	
5	40.307	169.8	41.371	161.0	35.483	195.3	187.1	1:57.161		11	39.627	178.8	40.592	162.9	35.180	195.3	182.4	1:55.399	
6	39.323	175.0	40.667	164.9	34.826	196.0	187.7	1:54.816		12									

23 Olivier Paiez										Van Diemen RF92									
lap	Sect-1	Speed	Sect-2	Speed	Sect-3	Speed	TopSpeed	laptime	pit	lap	Sect-1	Speed	Sect-2	Speed	Sect-3	Speed	Topspeed	laptime	pit
1	44.627	173.6	40.728	162.9	34.909	188.8	141.3	2:00.264		4	<u>39.714</u>	174.2	<u>40.138</u>	162.9	<u>34.716</u>	190.5	195.5	<u>1:54.568</u>	
2	40.271	167.2	40.359	<u>166.9</u>	34.891	<u>193.9</u>	192.4	1:55.521		5	40.031	174.2	40.280	162.2	34.859	189.1	194.1	1:55.170	
3	40.499	172.0	40.252	164.1	34.740	190.5	196.2	1:55.491		6	39.775	<u>174.8</u>	40.313	161.7	35.037	186.5	<u>197.6</u>	1:55.125	

30 Leon den Hollander										Mygale SJ02									
lap	Sect-1	Speed	Sect-2	Speed	Sect-3	Speed	TopSpeed	laptime	pit	lap	Sect-1	Speed	Sect-2	Speed	Sect-3	Speed	Topspeed	laptime	pit
1	46.997	169.5	40.887	<u>164.4</u>	34.753	194.2	134.2	2:02.637		7	38.812	177.6	39.927	161.4	34.676	193.5	199.0	1:53.415	
2	39.574	172.8	40.380	161.4	34.717	192.5	186.8	1:54.671		8	<u>38.757</u>	177.3	40.015	163.4	34.614	192.5	<u>200.1</u>	<u>1:53.386</u>	
3	39.113	175.3	40.095	163.1	34.781	194.9	196.2	1:53.989		9	38.977	177.0	40.123	163.1	34.809	<u>195.3</u>	199.4	1:53.909	
4	39.033	176.5	40.070	161.9	34.711	193.2	192.7	1:53.814		10	40.314	176.5	40.645	161.2	34.873	192.5	193.7	1:55.832	
5	39.067	176.5	<u>39.876</u>	161.9	34.697	191.8	196.9	1:53.640		11	38.864	<u>178.8</u>	40.465	162.4	<u>34.525</u>	194.6	192.7	1:53.854	
6	39.061	176.5	40.009	161.7	34.740	192.2	199.7	1:53.810		12									

35 John Svensson										Ray GR17K									
lap	Sect-1	Speed	Sect-2	Speed	Sect-3	Speed	TopSpeed	laptime	pit	lap	Sect-1	Speed	Sect-2	Speed	Sect-3	Speed	Topspeed	laptime	pit
1		185.6	39.309	169.0	33.930	198.9	129.3	1:55.814		7	38.149	186.9	39.412	170.1	33.794	<u>201.5</u>	190.3	1:51.355	
2	38.462	185.9	39.110	169.8	33.948	200.0	190.7	1:51.520		8	38.575	185.6	39.474	170.3	33.823	201.1	186.8	1:51.872	
3	38.241	186.5	39.469	168.0	33.813	200.4	181.8	1:51.523		9	<u>38.047</u>	<u>187.5</u>	39.405	<u>170.6</u>	33.755	200.7	187.4	1:51.207	
4	38.134	187.2	39.335	169.8	33.806	200.4	189.4	1:51.275		10	38.362	<u>187.5</u>	39.543	169.3	33.962	200.7	189.7	1:51.867	
5	38.198	187.2	<u>39.109</u>	169.8	<u>33.614</u>	200.4	<u>191.0</u>	<u>1:50.921</u>		11	38.185	<u>187.5</u>	39.468	169.8	33.722	201.1	188.7	1:51.375	
6	38.230	<u>187.5</u>	39.311	<u>170.6</u>	33.772	201.1	185.5	1:51.313		12									

38 Pierre Dessy										Van Diemen RS91									
lap	Sect-1	Speed	Sect-2	Speed	Sect-3	Speed	TopSpeed	laptime	pit	lap	Sect-1	Speed	Sect-2	Speed	Sect-3	Speed	Topspeed	laptime	pit
1	45.168	165.9	41.350	161.9	35.129	197.1	141.3	2:01.647		7	39.823	<u>177.9</u>	40.298	160.2	34.903	192.5	177.9	1:55.024	
2	40.019	173.9	41.580	159.8	34.710	194.9	180.3	1:56.309		8	39.649	177.0	40.746	159.8	34.735	192.2	178.2	1:55.130	
3	39.601	176.8	40.097	162.9	34.784	195.3	178.8	1:54.482		9	39.515	176.2	40.383	161.2	35.052	192.2	180.9	1:54.950	
4	39.459	176.8	40.367	158.6	35.228	<u>197.4</u>	<u>191.7</u>	1:55.054		10	39.500	176.8	40.809	160.0	34.674	192.5	183.0	1:54.983	
5	39.748	175.0	40.362	160.0	34.572	193.9	187.7	1:54.682		11	39.868	174.8	40.289	160.5	34.853	192.5	182.1	1:55.010	
6	<u>39.435</u>	177.0	<u>39.907</u>	<u>164.1</u>	<u>34.229</u>	193.9	187.4	<u>1:53.571</u>		12									



## Marcel Albers Memorial Trophy Laps and Sector Times - Race 1

12 - 14 April 2024  
Zandvoort GP - 4259mtr.

44 Philippe le Nech									Van Diemen RF80										
lap	Sect-1	Speed	Sect-2	Speed	Sect-3	Speed	TopSpeed	laptime	pit	lap	Sect-1	Speed	Sect-2	Speed	Sect-3	Speed	Topspeed	laptime	pit
1	45.799	161.4	42.993	<u>156.3</u>	37.244	183.7	135.7	2:06.036		7	<u>41.293</u>	169.3	41.821	153.4	36.447	184.9	184.2	<u>1:59.561</u>	
2	41.498	169.8	42.257	153.6	36.781	184.9	166.6	2:00.536		8	41.839	168.5	<u>41.619</u>	153.4	36.509	<u>185.9</u>	168.1	1:59.967	
3	42.049	168.8	42.127	152.5	36.720	183.7	163.1	2:00.896		9	41.439	169.0	42.216	154.9	<u>36.353</u>	181.5	<u>185.5</u>	2:00.008	
4	41.657	168.2	42.501	153.6	36.644	180.6	172.6	2:00.802		10	41.556	<u>170.6</u>	44.571	152.5	36.434	180.0	173.2	2:02.561	
5	41.367	166.4	41.810	153.8	37.098	184.3	180.3	2:00.275		11	42.262	163.9	43.384	151.0	37.175	180.0	176.8	2:02.821	
6	41.385	169.3	41.926	153.8	37.077	182.7	179.1	2:00.388		12									


47 Darwin Smith									Van Diemen RF90										
lap	Sect-1	Speed	Sect-2	Speed	Sect-3	Speed	TopSpeed	laptime	pit	lap	Sect-1	Speed	Sect-2	Speed	Sect-3	Speed	Topspeed	laptime	pit
1		178.2	39.400	167.2	33.999	195.7	127.0	1:57.720		7	38.198	182.1	<u>39.233</u>	167.7	34.456	193.9	199.7	1:51.887	
2	38.197	181.5	39.275	<u>168.2</u>	34.027	197.4	199.4	1:51.499		8	38.105	181.5	40.179	166.4	34.104	194.6	203.1	1:52.388	
3	38.243	181.8	39.383	168.0	33.924	197.4	203.1	1:51.550		9	38.084	<u>182.4</u>	39.530	166.2	33.947	<u>198.2</u>	200.5	1:51.561	
4	38.105	182.1	39.291	<u>168.2</u>	33.953	196.7	<u>207.3</u>	1:51.349		10	<u>38.040</u>	182.1	39.362	166.4	<u>33.803</u>	196.7	205.8	<u>1:51.205</u>	
5	38.183	182.1	39.556	165.6	33.958	196.4	201.6	1:51.697		11	38.077	181.8	39.732	166.2	34.060	195.7	203.1	1:51.869	
6	38.154	<u>182.4</u>	39.380	167.7	34.150	197.4	202.3	1:51.684		12									

50 Pierre-Emilien Baert									Merlyn MK20										
lap	Sect-1	Speed	Sect-2	Speed	Sect-3	Speed	TopSpeed	laptime	pit	lap	Sect-1	Speed	Sect-2	Speed	Sect-3	Speed	Topspeed	laptime	pit
1	45.063	161.0	43.017	<u>162.2</u>	36.117	<u>193.5</u>	142.6	2:04.197		7	<u>40.510</u>	171.7	42.075	157.2	36.107	186.2	193.4	1:58.692	
2	40.663	<u>174.5</u>	41.864	159.5	36.113	187.5	180.3	1:58.640		8	40.717	172.0	43.313	157.2	35.940	185.9	193.7	1:59.970	
3	40.882	173.1	<u>41.841</u>	158.4	<u>35.828</u>	186.5	160.9	<u>1:58.551</u>		9	41.008	173.1	42.265	160.0	36.084	189.1	182.7	1:59.357	
4	40.857	171.7	41.854	158.8	36.093	186.5	192.4	1:58.804		10	40.758	173.4	42.127	159.1	36.187	187.2	183.0	1:59.072	
5	40.535	171.4	42.234	157.0	36.223	185.9	187.7	1:58.992		11	40.906	170.6	42.137	158.4	36.109	187.2	<u>195.5</u>	1:59.152	
6	40.575	171.2	42.102	158.4	35.939	186.9	193.0	1:58.616		12									

61 Eric Lecluse									Lotus 69F										
lap	Sect-1	Speed	Sect-2	Speed	Sect-3	Speed	TopSpeed	laptime	pit	lap	Sect-1	Speed	Sect-2	Speed	Sect-3	Speed	Topspeed	laptime	pit
1	43.903	159.5	41.497	<u>168.5</u>	35.802	<u>196.0</u>	146.9	2:01.202		7	39.541	177.6	40.938	162.9	35.243	191.5	198.3	1:55.722	
2	40.135	176.8	41.620	163.9	35.506	191.2	187.7	1:57.261		8	<u>39.479</u>	177.9	<u>40.534</u>	164.1	34.957	191.2	194.8	<u>1:54.970</u>	
3	40.353	174.8	41.127	162.2	35.470	187.8	175.1	1:56.950		9	39.531	177.3	41.092	163.4	35.381	192.2	198.3	1:56.004	
4	40.219	176.2	41.142	161.9	35.370	189.8	194.1	1:56.731		10	39.588	173.6	41.023	167.4	35.694	192.2	197.9	1:56.305	
5	39.810	176.5	41.519	164.9	35.225	195.7	196.9	1:56.554		11	39.737	175.0	41.075	162.2	<u>34.857</u>	195.3	<u>199.0</u>	1:55.669	
6	39.884	<u>178.8</u>	40.959	163.1	35.228	191.8	193.0	1:56.071		12									

68 Michel Dupont									Dulon LD4B										
lap	Sect-1	Speed	Sect-2	Speed	Sect-3	Speed	TopSpeed	laptime	pit	lap	Sect-1	Speed	Sect-2	Speed	Sect-3	Speed	Topspeed	laptime	pit
1	45.033	144.6	43.209	160.5	35.764	190.5	138.8	2:04.006		7	39.759	177.3	41.149	159.5	35.532	189.8	176.5	1:56.440	
2	40.295	176.8	<u>40.253</u>	161.4	35.441	164.9	162.6	1:55.989		8	39.811	176.5	40.469	159.5	35.060	187.8	184.2	1:55.340	
3	41.074	177.0	40.941	<u>162.7</u>	34.873	192.9	148.2	1:56.888		9	39.718	175.3	40.336	158.8	34.870	193.5	<u>187.7</u>	<u>1:54.924</u>	
4	40.695	176.5	40.754	<u>162.7</u>	35.415	191.5	179.4	1:56.864		10	39.723	175.3	41.341	160.0	35.310	<u>193.9</u>	183.9	1:56.374	
5	<u>39.666</u>	176.5	40.830	161.4	<u>34.805</u>	192.2	174.8	1:55.301		11	39.896	177.0	41.358	159.3	35.020	188.8	177.9	1:56.274	
6	40.320	<u>178.5</u>	40.822	162.2	34.976	192.5	169.9	1:56.118		12									

72 Loïc Bouquet									Reynard 89F										
lap	Sect-1	Speed	Sect-2	Speed	Sect-3	Speed	TopSpeed	laptime	pit	lap	Sect-1	Speed	Sect-2	Speed	Sect-3	Speed	Topspeed	laptime	pit
1		165.4	41.037	166.4	34.340	198.5	133.7	2:00.941		7	39.996	182.4	39.710	168.0	33.877	201.1	178.5	1:53.583	
2	39.136	181.5	39.944	166.9	34.144	199.6	192.4	1:53.224		8	38.811	179.4	40.058	165.1	34.288	194.2	187.4	1:53.157	
3	38.743	182.1	<u>39.474</u>	169.3	34.164	199.6	182.7	1:52.381		9	39.092	178.8	39.656	165.6	33.886	196.0	190.3	1:52.634	
4	<u>38.390</u>	<u>184.3</u>	39.970	167.4	<u>33.707</u>	199.3	192.7	<u>1:52.067</u>		10	39.190	177.3	40.067	165.1	34.877	193.9	186.8	1:54.134	
5	38.870	181.8	39.556	<u>170.1</u>	34.359	194.2	188.4	1:52.785		11	39.261	180.0	40.190	164.4	34.529	192.9	<u>198.3</u>	1:53.980	



## Marcel Albers Memorial Trophy Laps and Sector Times - Race 1

12 - 14 April 2024  
Zandvoort GP - 4259mtr.

6	38.732	181.8	39.654	169.5	33.965	<u>202.6</u>	186.5	1:52.351	12									
---	--------	-------	--------	-------	--------	--------------	-------	----------	----	--	--	--	--	--	--	--	--	--

73 Frédéric Français										Van Diemen RF90									
lap	Sect-1	Speed	Sect-2	Speed	Sect-3	Speed	TopSpeed	laptime	pit	lap	Sect-1	Speed	Sect-2	Speed	Sect-3	Speed	Topspeed	laptime	pit
1	44.791	173.1	41.285	164.1	35.191	<u>197.4</u>	137.6	2:01.267		7	39.861	163.1	42.274	162.4	34.795	194.9	183.6	1:56.930	
2	40.498	173.9	41.291	164.6	34.688	197.1	197.2	1:56.477		8	39.773	180.0	40.334	163.1	34.592	194.6	<u>205.8</u>	1:54.699	
3	39.895	178.5	40.773	163.9	34.647	195.7	185.2	1:55.315		9	39.401	180.0	40.456	164.1	<u>34.325</u>	194.6	200.8	1:54.182	
4	39.627	<u>180.6</u>	40.670	164.4	34.445	195.7	202.7	1:54.742		10	39.502	179.7	40.622	164.9	34.826	194.6	203.8	1:54.950	
5	39.883	<u>180.6</u>	40.362	163.4	34.367	196.7	202.7	1:54.612		11	39.789	179.4	41.300	161.9	34.751	194.2	195.5	1:55.840	
6	<u>39.214</u>	180.3	<u>40.101</u>	<u>165.6</u>	34.563	196.0	196.9	<u>1:53.878</u>		12									

83 Arsène Cilian										Van Diemen RF90									
lap	Sect-1	Speed	Sect-2	Speed	Sect-3	Speed	TopSpeed	laptime	pit	lap	Sect-1	Speed	Sect-2	Speed	Sect-3	Speed	Topspeed	laptime	pit
1	44.863	145.4	42.309	<u>164.6</u>	35.271	198.2	136.9	2:02.443		7	40.344	163.4	42.650	157.9	35.604	196.4	178.8	1:58.598	
2	40.694	<u>166.7</u>	<u>40.903</u>	156.7	35.851	158.8	157.0	1:57.448		8	<u>39.968</u>	165.4	42.351	161.2	35.278	200.4	185.2	1:57.597	
3	40.752	165.6	40.906	163.9	<u>34.873</u>	200.7	160.0	<u>1:56.531</u>		9	40.319	159.8	41.700	161.2	35.698	197.8	172.3	1:57.717	
4	40.205	166.2	41.597	150.4	35.727	<u>201.5</u>	183.6	1:57.529		10	40.390	160.0	41.809	161.0	36.246	192.9	168.9	1:58.445	
5	51.159	164.1	42.337	160.5	35.766	195.3	<u>191.3</u>	2:09.262		11	40.909	163.9	42.058	159.8	35.835	196.7	169.9	1:58.802	
6	40.709	157.0	41.790	161.7	35.565	197.8	181.5	1:58.064		12									

89 Benjamin Monteiro										Van Diemen RF90									
lap	Sect-1	Speed	Sect-2	Speed	Sect-3	Speed	TopSpeed	laptime	pit	lap	Sect-1	Speed	Sect-2	Speed	Sect-3	Speed	Topspeed	laptime	pit
1		<u>169.5</u>	<u>40.433</u>	<u>166.4</u>	<u>34.681</u>	<u>193.9</u>	133.4	1:59.651		2									

93 Remy d'Aubrey										Swift SC 92									
lap	Sect-1	Speed	Sect-2	Speed	Sect-3	Speed	TopSpeed	laptime	pit	lap	Sect-1	Speed	Sect-2	Speed	Sect-3	Speed	Topspeed	laptime	pit
1		162.9	40.965	154.3	35.301	200.4	129.3	2:01.538		7	38.564	182.1	39.743	164.1	34.016	198.2	188.1	1:52.323	
2	38.926	174.5	39.857	167.4	34.128	191.2	184.2	1:52.911		8	<u>38.395</u>	180.9	<u>39.627</u>	165.9	<u>33.769</u>	<u>203.8</u>	190.3	<u>1:51.791</u>	
3	39.493	<u>182.7</u>	39.923	164.4	34.168	197.8	155.0	1:53.584		9	38.974	172.2	40.051	<u>169.0</u>	33.811	199.6	169.7	1:52.836	
4	38.627	181.5	40.074	163.1	34.481	196.7	182.4	1:53.182		10	38.460	175.3	39.896	167.7	34.702	198.9	189.4	1:53.058	
5	38.689	181.2	39.994	162.7	34.636	198.9	183.3	1:53.319		11	39.605	169.5	39.980	168.2	34.351	197.8	<u>192.0</u>	1:53.936	
6	38.676	180.3	39.808	163.9	34.195	197.4	188.1	1:52.679		12									

96 Pascal Monbaron										Ray GR19K									
lap	Sect-1	Speed	Sect-2	Speed	Sect-3	Speed	TopSpeed	laptime	pit	lap	Sect-1	Speed	Sect-2	Speed	Sect-3	Speed	Topspeed	laptime	pit
1	43.505	147.5	41.280	169.5	34.828	203.0	159.7	1:59.613		7	38.550	<u>187.5</u>	39.387	170.1	33.946	201.1	193.4	1:51.883	
2	38.811	183.7	39.925	172.5	33.861	192.9	189.7	1:52.597		8	38.309	186.9	39.455	172.5	34.430	198.5	195.1	1:52.194	
3	39.658	182.4	39.045	172.2	33.832	200.0	172.1	1:52.535		9	39.093	181.5	39.763	<u>173.1</u>	34.312	<u>203.8</u>	186.8	1:53.168	
4	38.257	184.6	39.128	172.8	34.301	200.0	195.8	1:51.686		10	38.151	185.2	39.616	168.5	33.849	198.9	201.2	1:51.616	
5	<u>37.912</u>	186.2	<u>38.785</u>	170.1	<u>33.742</u>	200.4	196.5	<u>1:50.439</u>		11	38.595	180.9	39.454	168.2	34.025	198.9	195.1	1:52.074	
6	38.077	185.9	39.060	170.6	33.800	203.4	<u>201.6</u>	1:50.937		12									

122 Jean-Luc Morere										Van Diemen RF80									
lap	Sect-1	Speed	Sect-2	Speed	Sect-3	Speed	TopSpeed	laptime	pit	lap	Sect-1	Speed	Sect-2	Speed	Sect-3	Speed	Topspeed	laptime	pit
1	46.501	139.7	46.066	156.5	38.915	182.1	142.8	2:11.482		6	42.407	154.9	44.742	156.7	<u>38.298</u>	186.9	182.7	2:05.447	
2	45.109	139.7	47.328	156.3	40.027	184.0	141.2	2:12.464		7	43.271	148.1	45.267	<u>159.5</u>	38.307	184.0	<u>188.7</u>	2:06.845	
3	44.488	135.5	46.424	157.7	39.143	184.3	144.5	2:10.055		8	44.515	151.9	45.145	158.6	39.328	185.9	173.4	2:08.988	
4	42.882	144.2	46.018	157.0	39.123	184.6	174.3	2:08.023		9	42.312	152.1	46.480	<u>159.5</u>	39.240	187.2	181.5	2:08.032	
5	42.527	149.0	45.394	157.7	38.686	184.3	183.9	2:06.607		10	<u>41.795</u>	<u>158.6</u>	<u>44.267</u>	158.4	38.652	<u>189.8</u>	185.8	<u>2:04.714</u>	