

## Marcel Albers Memorial Trophy Laps and Sector Times - Qualifying

12 - 14 April 2024  
Zandvoort GP - 4259mtr.

5 Maxime Lebreton										Van Diemen RF90									
lap	Sect-1	Speed	Sect-2	Speed	Sect-3	Speed	TopSpeed	laptime	pit	lap	Sect-1	Speed	Sect-2	Speed	Sect-3	Speed	Topspeed	laptime	pit
1	Pit Out	154.3	44.146	159.5	37.109	190.5		1:55.042		6	39.421	173.9	42.090	166.4	34.819	195.3	196.2	1:56.330	
2	39.974	177.6	43.908	167.7	36.382	195.3	175.7	2:00.264		7	<u>38.379</u>	175.9	41.260	<u>171.7</u>	34.533	195.7	203.5	1:54.172	
3	40.049	165.1	42.397	168.5	35.577	193.9	183.9	1:58.023		8	38.537	181.5	<u>40.076</u>	169.5	34.308	<u>198.2</u>	<u>205.4</u>	<u>1:52.921</u>	
4	39.121	181.2	40.739	165.9	35.221	194.9	187.1	1:55.081		9	39.117	180.6	40.300	166.9	35.643	194.2	198.7	1:55.060	
5	38.981	181.2	40.216	168.8	34.365	<u>198.2</u>	191.3	1:53.562		10	38.473	<u>181.8</u>	40.309	167.2	<u>34.245</u>	195.3	194.8	1:53.027	

6 Jean-François Comte										Crosslé 20F									
lap	Sect-1	Speed	Sect-2	Speed	Sect-3	Speed	TopSpeed	laptime	pit	lap	Sect-1	Speed	Sect-2	Speed	Sect-3	Speed	Topspeed	laptime	pit
1	Pit Out	153.0	44.056	150.4	37.845	184.0		1:57.691		6	41.017	162.7	42.364	158.8	36.484	188.8	<u>181.5</u>	1:59.865	
2	43.355	140.4	44.438	160.2	36.985	187.2	162.1	2:04.778		7	41.328	167.2	42.088	<u>161.2</u>	36.341	186.5	169.7	1:59.757	
3	41.827	160.0	42.711	158.6	37.026	185.2	174.0	2:01.564		8	42.155	164.6	43.172	160.7	36.206	<u>189.8</u>	160.2	2:01.533	
4	42.321	161.2	42.298	159.8	36.467	185.6	174.3	2:01.086		9	42.081	168.5	<u>41.794</u>	<u>161.2</u>	<u>36.136</u>	188.5	179.1	2:00.011	
5	41.617	157.7	42.577	154.1	37.049	187.8	176.2	2:01.243		10	<u>40.888</u>	<u>172.2</u>	41.929	161.0	36.138	187.8	175.7	<u>1:58.955</u>	


13 Jesper Kilstrup Egebart										Van Diemen RF85									
lap	Sect-1	Speed	Sect-2	Speed	Sect-3	Speed	TopSpeed	laptime	pit	lap	Sect-1	Speed	Sect-2	Speed	Sect-3	Speed	Topspeed	laptime	pit
1	Pit Out	146.5	43.006	163.4	35.160	191.8		1:53.817		6	<u>38.480</u>	178.8	39.576	165.4	34.224	191.8	<u>197.6</u>	<u>1:52.280</u>	
2	38.875	<u>179.4</u>	39.541	164.4	34.785	191.5	180.0	1:53.201		7	38.618	179.1	39.725	165.4	Pit In		192.0	2:00.662	
3	38.927	178.2	39.585	164.1	34.400	191.5	187.1	1:52.912		8	Pit Out	177.3	39.961	163.4	34.332	191.2		3:04.365	
4	38.679	178.2	39.550	164.9	34.256	191.8	190.7	1:52.485		9	38.565	178.2	39.585	165.4	34.130	192.2	194.8	1:52.280	
5	38.604	178.8	39.631	164.6	34.131	192.2	191.3	1:52.366		10	38.559	<u>179.4</u>	<u>39.523</u>	<u>165.9</u>	<u>34.121</u>	194.6	192.4	<del>1:52.203</del> D	

15 Oke Leuber										Van Diemen RF88									
lap	Sect-1	Speed	Sect-2	Speed	Sect-3	Speed	TopSpeed	laptime	pit	lap	Sect-1	Speed	Sect-2	Speed	Sect-3	Speed	Topspeed	laptime	pit
1	Pit Out	169.8	43.072	160.2	36.565	<u>193.5</u>		1:52.999		6	40.384	175.0	41.055	161.9	35.411	188.8	183.9	1:56.850	
2	41.312	175.3	41.662	162.7	35.526	188.8	165.8	1:58.500		7	40.030	175.3	40.763	161.7	35.438	188.8	185.2	1:56.231	
3	40.050	176.5	40.458	163.1	35.155	191.5	171.8	<u>1:55.663</u>		8	39.718	175.0	41.486	165.1	<u>35.079</u>	191.5	188.7	1:56.283	
4	39.882	176.8	41.435	163.4	35.407	191.2	193.7	1:56.724		9	40.980	175.3	<u>40.394</u>	<u>167.7</u>	35.985	192.9	194.8	1:57.359	
5	40.096	175.3	40.749	162.7	35.492	188.8	185.8	1:56.337		10	<u>39.522</u>	<u>177.0</u>	41.456	162.2	35.219	190.8	<u>198.3</u>	1:56.197	

16 Xavier Michel										Crosslé 32F									
lap	Sect-1	Speed	Sect-2	Speed	Sect-3	Speed	TopSpeed	laptime	pit	lap	Sect-1	Speed	Sect-2	Speed	Sect-3	Speed	Topspeed	laptime	pit
1	Pit Out	110.9	45.359	150.0	35.455	186.2		1:57.160		6	39.556	175.3	40.153	162.7	34.413	188.5	193.7	1:54.122	
2	39.467	175.6	40.438	162.4	34.653	188.5	185.2	1:54.558		7	43.510	138.6	43.663	158.8	Pit In		191.0	2:17.216	
3	<u>39.056</u>	<u>175.9</u>	<u>40.093</u>	<u>164.1</u>	34.380	190.5	193.4	<u>1:53.529</u>		8	Pit Out	160.2	42.427	153.0	35.161	<u>191.8</u>		4:01.257	
4	39.428	163.4	40.223	163.1	34.385	188.5	186.1	1:54.036		9	39.386	174.5	40.162	162.7	34.420	188.8	<u>195.1</u>	1:53.968	
5	41.509	133.0	42.237	162.7	<u>34.353</u>	188.5	189.7	1:58.099		10									

18 Michel Ghio										Merlyn MK20A									
lap	Sect-1	Speed	Sect-2	Speed	Sect-3	Speed	TopSpeed	laptime	pit	lap	Sect-1	Speed	Sect-2	Speed	Sect-3	Speed	Topspeed	laptime	pit
1	Pit Out	146.3	45.815	159.1	35.645	<u>196.0</u>		1:56.816		6	39.764	175.3	41.102	164.1	34.950	190.8	185.8	1:55.816	
2	41.207	171.2	41.586	165.1	35.323	193.5	174.5	1:58.116		7	39.697	175.0	<u>40.753</u>	163.9	34.860	191.8	195.5	1:55.310	
3	39.739	<u>178.2</u>	42.597	166.9	34.992	193.9	189.4	1:57.328		8	39.769	174.8	41.393	164.4	35.523	190.5	194.1	1:56.685	
4	<u>39.667</u>	176.8	40.913	<u>167.2</u>	<u>34.469</u>	195.7	196.9	<u>1:55.049</u>		9	40.965	172.8	42.388	162.2	Pit In		<u>198.3</u>	2:07.273	
5	40.111	146.1	41.696	164.9	34.886	192.5	182.4	1:56.693		10									

19 Michel Kozyreff										Reynard 88F									
lap	Sect-1	Speed	Sect-2	Speed	Sect-3	Speed	TopSpeed	laptime	pit	lap	Sect-1	Speed	Sect-2	Speed	Sect-3	Speed	Topspeed	laptime	pit
1	Pit Out	161.0	43.203	161.7	36.202	194.2		1:53.817		6	41.167	161.2	42.004	164.6	35.573	197.1	184.2	1:58.744	
2	39.854	178.8	42.577	164.6	35.890	194.9	182.1	1:58.321		7	<u>39.610</u>	178.5	41.239	161.7	34.922	196.7	<u>200.1</u>	1:55.771	
3	40.456	178.8	41.548	164.4	34.998	194.9	176.8	1:57.002		8	39.706	178.2	<u>40.542</u>	166.7	34.805	196.7	194.4	1:55.053	



## Marcel Albers Memorial Trophy Laps and Sector Times - Qualifying

12 - 14 April 2024  
Zandvoort GP - 4259mtr.

4	39.641	<u>179.1</u>	40.694	164.9	34.632	195.7	184.9	<u>1:54.967</u>	9	39.976	172.0	41.427	<u>167.7</u>	34.774	<u>197.8</u>	183.6	1:56.177
5	39.647	178.8	40.775	165.9	<u>34.624</u>	<u>197.8</u>	183.9	1:55.046	10	39.681	159.8	40.718	166.9	34.630	196.4	196.5	1:55.029

22 Roel Mulder									PRS RH02										
lap	Sect-1	Speed	Sect-2	Speed	Sect-3	Speed	TopSpeed	laptime	pit	lap	Sect-1	Speed	Sect-2	Speed	Sect-3	Speed	Topspeed	laptime	pit
1	Pit Out	168.5	42.177	162.9	35.272	194.9		1:51.589		6	<u>39.111</u>	<u>181.8</u>	40.062	166.4	34.558	194.9	<u>188.4</u>	1:53.731	
2	40.316	151.0	41.467	165.6	34.847	196.4	184.2	1:56.630		7	39.685	179.1	39.916	165.6	34.607	195.3	179.4	1:54.208	
3	39.330	<u>181.8</u>	40.582	166.7	<u>34.427</u>	<u>197.4</u>	179.7	1:54.339		8	39.520	<u>181.8</u>	40.166	165.4	34.641	194.2	188.1	1:54.327	
4	39.164	177.6	40.199	<u>167.7</u>	34.627	197.1	182.7	1:53.990		9	39.351	178.8	40.300	164.9	Pit In		179.1	<u>2:13.029</u>	
5	39.293	<u>181.8</u>	<u>39.689</u>	<u>167.7</u>	34.591	196.4	181.8	<u>1:53.573</u>		10	Pit Out	138.5	50.925	85.6	42.858	142.5		<u>3:23.154</u>	

23 Olivier Paiez									Van Diemen RF92										
lap	Sect-1	Speed	Sect-2	Speed	Sect-3	Speed	TopSpeed	laptime	pit	lap	Sect-1	Speed	Sect-2	Speed	Sect-3	Speed	Topspeed	laptime	pit
1	Pit Out	140.8	45.216	160.0	35.849	188.2		1:57.318		6	50.723	125.9	51.307	157.7	35.363	188.5	144.0	2:17.393	
2	40.255	175.3	40.535	163.6	34.873	190.1	170.5	1:55.663		7	39.725	176.2	40.248	162.9	<u>34.265</u>	191.5	192.0	1:54.238	
3	39.603	175.6	40.412	163.9	34.493	189.8	181.2	1:54.508		8	39.442	<u>177.3</u>	40.217	163.4	34.537	189.1	196.5	1:54.196	
4	39.417	171.7	<u>40.196</u>	164.4	34.293	189.8	186.5	<u>1:53.906</u>		9	39.613	175.3	42.524	<u>165.9</u>	35.380	<u>193.2</u>	198.3	1:57.517	
5	39.412	175.9	41.351	153.0	41.174	146.5	193.7	2:01.937		10	<u>39.306</u>	176.8	40.276	165.4	34.558	190.5	<u>199.4</u>	1:54.140	


30 Leon den Hollander									Mygale SJ02										
lap	Sect-1	Speed	Sect-2	Speed	Sect-3	Speed	TopSpeed	laptime	pit	lap	Sect-1	Speed	Sect-2	Speed	Sect-3	Speed	Topspeed	laptime	pit
1	Pit Out	155.6	43.719	160.0	35.376	191.5		1:52.898		7	38.852	175.3	40.076	163.4	34.710	191.8	199.7	1:53.638	
2	41.271	173.1	40.315	163.1	34.661	<u>192.2</u>	168.4	1:56.247		8	39.238	175.3	40.407	163.4	34.798	190.5	195.5	1:54.443	
3	39.063	<u>177.9</u>	41.193	162.7	34.855	191.8	195.5	1:55.111		9	39.734	175.0	40.238	162.7	35.086	190.5	198.3	1:55.058	
4	<u>38.821</u>	175.9	40.309	<u>164.9</u>	34.730	<u>192.2</u>	<u>202.7</u>	1:53.860		10	39.011	176.5	40.129	162.4	34.599	191.5	194.4	1:53.739	
5	38.917	176.8	40.080	162.4	<u>34.473</u>	191.2	200.5	1:53.470		11	38.950	176.2	40.389	162.7	34.610	191.2	199.0	1:53.949	
6	38.927	175.9	<u>39.782</u>	163.1	34.519	191.2	197.6	<u>1:53.228</u>		12									

35 John Svensson									Ray GR17K										
lap	Sect-1	Speed	Sect-2	Speed	Sect-3	Speed	TopSpeed	laptime	pit	lap	Sect-1	Speed	Sect-2	Speed	Sect-3	Speed	Topspeed	laptime	pit
1	Pit Out	184.0	39.899	167.7	34.312	197.1		1:45.214		3	<u>37.827</u>	<u>185.9</u>	<u>38.846</u>	<u>170.9</u>	33.695	<u>199.6</u>	<u>197.6</u>	<u>1:50.368</u>	
2	38.186	185.2	39.096	168.8	<u>33.680</u>	198.9	188.1	1:50.962		4	39.070	185.2	40.933	168.2	Pit In		195.5	<u>2:03.011</u>	

38 Pierre Dessy									Van Diemen RS91										
lap	Sect-1	Speed	Sect-2	Speed	Sect-3	Speed	TopSpeed	laptime	pit	lap	Sect-1	Speed	Sect-2	Speed	Sect-3	Speed	Topspeed	laptime	pit
1	Pit Out	138.3	45.308	157.9	36.584	191.5		1:57.682		6	39.968	174.8	40.556	159.8	35.162	188.8	175.9	1:55.686	
2	43.222	175.9	42.884	158.8	35.568	189.8	158.8	2:01.674		7	<u>39.629</u>	175.3	<u>40.063</u>	161.7	34.914	<u>197.8</u>	183.3	<u>1:54.606</u>	
3	39.993	<u>176.5</u>	40.733	159.3	35.321	189.5	183.3	1:56.047		8	40.562	166.2	41.595	<u>165.1</u>	35.687	194.6	189.0	1:57.844	
4	39.633	176.2	40.207	161.9	Pit In		<u>191.7</u>	2:02.685		9	39.891	173.9	40.889	162.2	<u>34.706</u>	192.2	183.0	1:55.486	
5	Pit Out	164.1	51.129	116.5	39.539	187.5		4:03.296		10									

44 Philippe le Nech									Van Diemen RF80										
lap	Sect-1	Speed	Sect-2	Speed	Sect-3	Speed	TopSpeed	laptime	pit	lap	Sect-1	Speed	Sect-2	Speed	Sect-3	Speed	Topspeed	laptime	pit
1	Pit Out	148.4	46.745	147.9	40.085	177.6		2:05.975		6	42.068	165.1	42.264	154.9	36.427	180.3	164.8	2:00.759	
2	44.544	155.2	44.514	151.3	38.018	178.2	144.9	2:07.076		7	42.164	164.6	42.680	153.2	36.558	<u>184.6</u>	173.2	2:01.402	
3	43.450	161.4	43.020	153.6	36.901	178.2	151.1	2:03.371		8	41.007	168.8	42.032	<u>155.6</u>	36.460	180.0	<u>178.5</u>	1:59.499	
4	41.963	165.9	43.395	154.7	36.877	180.0	166.6	2:02.235		9	41.948	162.9	42.364	154.3	<u>36.084</u>	180.3	169.9	2:00.396	
5	42.175	161.7	42.751	154.9	36.545	181.2	165.0	2:01.471		10	<u>40.927</u>	<u>170.6</u>	<u>41.854</u>	154.7	36.099	180.9	166.3	<u>1:58.880</u>	

47 Darwin Smith									Van Diemen RF90										
lap	Sect-1	Speed	Sect-2	Speed	Sect-3	Speed	TopSpeed	laptime	pit	lap	Sect-1	Speed	Sect-2	Speed	Sect-3	Speed	Topspeed	laptime	pit
1	Pit Out	163.1	40.397	167.7	34.240	194.6		1:46.548		4	38.303	<u>182.1</u>	39.038	<u>169.3</u>	<u>33.621</u>	<u>196.0</u>	201.2	<u>1:50.962</u>	
2	38.442	180.6	39.059	166.9	33.850		189.4	1:51.351		5	38.272	181.2	39.472	168.2	33.687	195.7	<u>206.9</u>	1:51.431	



## Marcel Albers Memorial Trophy Laps and Sector Times - Qualifying

12 - 14 April 2024  
Zandvoort GP - 4259mtr.

3	<u>38.216</u>	181.2	<u>39.017</u>	167.2	33.853	195.7	200.8	1:51.086	6									
---	---------------	-------	---------------	-------	--------	-------	-------	----------	---	--	--	--	--	--	--	--	--	--

50 Pierre-Emilien Baert										Merlyn MK20									
lap	Sect-1	Speed	Sect-2	Speed	Sect-3	Speed	TopSpeed	laptime	pit	lap	Sect-1	Speed	Sect-2	Speed	Sect-3	Speed	Topspeed	laptime	pit
1	Pit Out	136.9	48.000	156.5	37.837	185.9		2:02.256		6	41.197	170.6	45.895	158.6	Pit In		<u>191.7</u>	2:15.346	
2	42.010	170.1	44.345	158.8	36.691	185.9	187.4	2:03.046		7	Pit Out	148.6	45.521	160.0	36.071	185.9		3:29.583	
3	41.439	172.5	42.558	<u>161.0</u>	36.032	<u>192.2</u>	189.7	2:00.029		8	40.914	172.5	41.849	159.8	<u>35.685</u>	185.9	190.3	<u>1:58.448</u>	
4	<u>40.905</u>	172.2	44.585	160.5	36.517	185.9	184.9	2:02.007		9	41.025	<u>174.8</u>	<u>41.825</u>	<u>161.0</u>	35.818	187.2	188.7	1:58.668	
5	41.238	171.7	42.226	158.8	36.355	185.2	<u>191.7</u>	1:59.819		10									


61 Eric Lecluse										Lotus 69F									
lap	Sect-1	Speed	Sect-2	Speed	Sect-3	Speed	TopSpeed	laptime	pit	lap	Sect-1	Speed	Sect-2	Speed	Sect-3	Speed	Topspeed	laptime	pit
1	Pit Out	162.2	44.417	156.1	36.727	187.8		1:55.823		6	40.448	174.2	41.555	162.4	35.403	189.5	196.2	1:57.406	
2	41.613	171.2	42.279	160.7	35.827	187.2	186.1	1:59.719		7	40.105	175.0	<u>41.196</u>	162.7	<u>35.203</u>	<u>192.2</u>	196.9	<u>1:56.504</u>	
3	40.705	175.6	41.733	160.5	35.604	188.5	192.0	1:58.042		8	<u>39.723</u>	<u>177.9</u>	41.372	164.9	35.453	189.1	<u>197.9</u>	1:56.548	
4	40.559	175.0	42.204	<u>166.4</u>	35.601	<u>192.2</u>	194.8	1:58.364		9	40.777	175.0	41.241	161.7	35.474	188.5	194.1	1:57.492	
5	41.498	164.4	42.385	154.9	35.864	188.2	186.8	1:59.747		10	40.306	170.3	41.897	163.4	35.571	188.5	188.1	1:57.774	

68 Michel Dupont										Dulon LD4B									
lap	Sect-1	Speed	Sect-2	Speed	Sect-3	Speed	TopSpeed	laptime	pit	lap	Sect-1	Speed	Sect-2	Speed	Sect-3	Speed	Topspeed	laptime	pit
1	Pit Out	126.5	43.583	142.9	36.355	187.8		1:56.506		6	41.227	173.4	41.065	160.0	35.345	186.5	178.2	1:57.637	
2	41.231	152.1	42.361	160.2	35.795	189.1	162.6	1:59.387		7	40.588	174.5	41.094	158.8	36.071	<u>192.5</u>	<u>179.7</u>	1:57.753	
3	40.833	172.5	41.185	160.0	35.464	188.2	171.8	1:57.482		8	<u>40.201</u>	<u>175.6</u>	<u>40.597</u>	159.5	<u>35.038</u>	187.5	167.8	<u>1:55.836</u>	
4	40.372	175.0	41.009	160.5	35.575	186.9	175.9	1:56.956		9	40.313	168.8	40.942	160.2	35.105	186.5	169.1	1:56.360	
5	40.338	174.5	40.948	<u>161.4</u>	35.293	186.5	173.7	1:56.579		10	46.228	135.7	56.197	98.7	Pit In		174.8	2:35.688	

72 Loic Bouquet										Reynard 89F									
lap	Sect-1	Speed	Sect-2	Speed	Sect-3	Speed	TopSpeed	laptime	pit	lap	Sect-1	Speed	Sect-2	Speed	Sect-3	Speed	Topspeed	laptime	pit
1	Pit Out	153.0	42.546	162.4	37.055	189.8		1:53.307		7	39.130	178.2	39.805	164.4	35.604	190.1	180.0	1:54.539	
2	39.457	178.8	40.249	164.4	34.294	<u>192.9</u>	175.1	1:54.000		8	<u>38.709</u>	178.5	39.903	163.4	34.535	190.1	192.4	1:53.147	
3	39.188	<u>180.6</u>	40.708	<u>164.6</u>	34.614	190.5	176.5	1:54.510		9	38.888	178.8	<u>39.751</u>	163.6	34.219	191.2	184.9	<u>1:52.858</u>	
4	38.950	178.8	39.927	164.1	34.323	191.2	176.5	1:53.200		10	38.775	178.2	40.145	163.1	<u>34.216</u>	190.8	<u>194.1</u>	1:53.136	
5	39.022	179.1	40.290	161.9	34.400	189.8	182.7	1:53.712		11	39.217	178.8	39.837	163.6	34.606	191.2	189.0	1:53.660	
6	39.265	178.5	39.917	162.9	34.318	190.8	176.8	1:53.500		12									

73 Frédéric Français										Van Diemen RF90									
lap	Sect-1	Speed	Sect-2	Speed	Sect-3	Speed	TopSpeed	laptime	pit	lap	Sect-1	Speed	Sect-2	Speed	Sect-3	Speed	Topspeed	laptime	pit
1	Pit Out	152.8	43.251	159.8	35.836	189.8		1:55.378		6	39.789	179.1	40.576	165.9	34.458	<u>195.7</u>	190.0	1:54.823	
2	40.776	174.8	40.900	164.1	36.470	191.5	179.1	1:58.146		7	<u>39.449</u>	<u>180.9</u>	41.994	<u>168.5</u>	35.546	194.9	194.4	1:56.989	
3	40.119	179.1	41.441	165.9	34.752	194.9	190.7	1:56.312		8	39.804	172.8	42.384	166.4	34.765	193.9	194.1	1:56.953	
4	39.552	180.0	42.695	164.9	34.707	194.2	185.5	1:56.954		9	39.722	179.4	<u>40.449</u>	165.9	34.562	194.2	<u>197.2</u>	<u>1:54.733</u>	
5	39.975	178.5	40.485	166.4	34.696	193.9	186.5	1:55.156		10	39.918	180.3	40.917	166.2	<u>34.290</u>	<u>195.7</u>	185.2	1:55.125	

83 Arsène Cilian										Van Diemen RF90									
lap	Sect-1	Speed	Sect-2	Speed	Sect-3	Speed	TopSpeed	laptime	pit	lap	Sect-1	Speed	Sect-2	Speed	Sect-3	Speed	Topspeed	laptime	pit
1	Pit Out	156.1	42.807	147.7	36.044	<u>198.9</u>		1:54.166		7	39.442	168.5	<u>41.313</u>	165.4	35.029	196.4	183.3	<u>1:55.784</u>	
2	<u>39.277</u>	166.2	42.309	162.9	35.145	196.7	185.2	1:56.731		8	39.842	<u>170.9</u>	41.903	164.1	35.137	197.1	181.8	1:56.882	
3	40.332	161.7	44.418	154.5	35.893	198.2	165.3	2:00.643		9	41.027	158.8	42.515	<u>166.9</u>	35.189	195.3	172.3	1:58.731	
4	40.052	162.7	42.107	<u>166.9</u>	35.364	197.4	<u>187.4</u>	1:57.523		10	40.172	162.9	41.445	164.1	35.384	197.1	176.2	1:57.001	
5	41.211	135.8	42.749	161.2	35.639	197.8	174.5	1:59.599		11	40.631	169.5	41.698	163.9	35.971	187.5	177.9	1:58.300	
6	40.471	163.6	41.411	166.4	<u>34.921</u>	197.8	175.1	1:56.803		12									



## Marcel Albers Memorial Trophy Laps and Sector Times - Qualifying

12 - 14 April 2024  
Zandvoort GP - 4259mtr.

89 Benjamin Monteiro									Van Diemen RF90										
lap	Sect-1	Speed	Sect-2	Speed	Sect-3	Speed	TopSpeed	laptime	pit	lap	Sect-1	Speed	Sect-2	Speed	Sect-3	Speed	Topspeed	laptime	pit
1	Pit Out	169.0	41.773	162.9	35.023	191.5		1:49.674		5	Pit Out	158.4	40.486	166.2	34.612	194.9		4:16.694	
2	39.286	177.9	39.893	165.4	34.257	193.2	179.7	1:53.436		6	39.855	178.5	40.013	168.0	35.215	193.9	<u>185.8</u>	1:55.083	
3	39.065	179.7	39.573	166.7	34.411	193.5	180.6	1:53.049		7	<u>38.952</u>	<u>180.9</u>	<u>39.364</u>	<u>168.8</u>	<u>34.135</u>	<u>199.3</u>	180.3	<u>1:52.451</u>	
4	39.466	178.5	39.762	166.2	Pit In		177.4	2:02.300		8	40.911	167.2	40.979	166.9	Pit In		171.8	2:05.751	

93 Remy d'Aubrey									Swift SC 92										
lap	Sect-1	Speed	Sect-2	Speed	Sect-3	Speed	TopSpeed	laptime	pit	lap	Sect-1	Speed	Sect-2	Speed	Sect-3	Speed	Topspeed	laptime	pit
1	Pit Out	141.7	47.428	128.4	37.495	189.8		1:59.342		6	38.862	179.4	40.002	165.9	34.110	<u>195.7</u>	<u>186.5</u>	1:52.974	
2	45.666	158.1	46.154	161.0	Pit In		136.7	2:17.628		7	38.860	180.3	<u>39.574</u>	165.6	34.438	194.2	182.7	1:52.872	
3	Pit Out	177.9	41.287	163.6	34.621	194.2		2:47.346		8	<u>38.805</u>	179.7	39.752	165.9	<u>34.001</u>	194.9	184.9	<u>1:52.558</u>	
4	39.379	<u>180.9</u>	40.230	164.6	34.592	194.6	168.9	1:54.201		9	38.967	180.0	39.583	165.6	34.027	195.3	178.8	1:52.577	
5	38.970	180.0	40.025	<u>166.2</u>	35.655	195.3	181.8	1:54.650		10	39.071	178.8	40.508	164.6	Pit In		181.8	2:01.835	

122 Jean-Luc Morere									Van Diemen RF80										
lap	Sect-1	Speed	Sect-2	Speed	Sect-3	Speed	TopSpeed	laptime	pit	lap	Sect-1	Speed	Sect-2	Speed	Sect-3	Speed	Topspeed	laptime	pit
1	Pit Out	114.8	48.849	154.1	40.236	180.9		2:10.425		6	45.229	129.8	48.206	157.0	40.901	184.3	149.7	2:14.336	
2	45.443	138.1	50.662	155.6	41.853	181.2	<u>173.2</u>	2:17.958		7	44.607	<u>141.5</u>	47.639	157.9	<u>39.143</u>	<u>186.5</u>	165.0	<u>2:11.389</u>	
3	46.060	130.6	47.559	154.3	40.122	184.3	155.2	2:13.741		8	45.562	134.3	<u>47.346</u>	158.1	40.060	184.3	157.4	2:12.968	
4	45.849	129.8	49.245	157.4	39.813	184.9	155.6	2:14.907		9	<u>44.018</u>	133.8	47.625	<u>158.6</u>	42.999	117.6	172.1	2:14.642	
5	45.754	130.4	48.186	156.3	40.510	184.3	149.7	2:14.450		10									