

Test MotoE / Moto 3 - Portimao

Autódromo Internacional do Algarve

Test Day

21 - 23 February 2024

Laps and Sector Times - Moto 3 Test - Portimão - 23-02-

Autodromo Internacional Algarve - 4592mtr.

6 Ryusei Yamanaka										KTM									
lap	Sect-1	Speed	Sect-2	Speed	Sect-3	Speed	TopSpeed	laptime	pit	lap	Sect-1	Speed	Sect-2	Speed	Sect-3	Speed	Topspeed	laptime	pit
1	Pit Out	97.6	31.446	112.0	42.181			1:48.317		10	36.214	107.4	31.098	119.7	41.827		234.8	1:49.139	
2	36.393	102.8	30.776	118.8	41.953		237.9	1:49.122		11	36.315	103.2	<u>30.745</u>	119.6	<u>41.722</u>		231.8	<u>1:48.782</u>	
3	36.345	103.1	31.197	99.8	43.210		234.8	1:50.752		12	37.005	103.4	30.960	120.7	Pit In		232.8	1:58.356	
4	36.489	<u>113.0</u>	35.957	120.9	42.288		225.5	1:54.734		13	Pit Out	106.9	32.541	114.5	Pit In			14:19.993	
5	36.421	108.1	31.293	121.5	Pit In		231.3	<u>1:59.659</u>		14	Pit Out	100.7	31.958	117.5	42.636			5:37.825	
6	Pit Out	96.4	31.278	114.6	42.314			6:27.673		15	36.435	107.4	31.546	<u>122.2</u>	42.711		231.8	1:50.692	
7	36.355	101.1	30.895	118.8	41.852		235.8	1:49.102		16	36.594	100.3	31.237	<u>120.4</u>	42.290		232.8	1:50.121	
8	<u>35.970</u>	108.3	31.259	120.0	41.861		<u>238.4</u>	1:49.090		17	36.941	100.9	31.604	118.6	Pit In		227.8	2:00.300	
9	36.917	100.9	30.934	118.8	41.822		231.3	1:49.673		18									

7 Filippo Farioli										HONDA									
lap	Sect-1	Speed	Sect-2	Speed	Sect-3	Speed	TopSpeed	laptime	pit	lap	Sect-1	Speed	Sect-2	Speed	Sect-3	Speed	Topspeed	laptime	pit
1	Pit Out	102.9	31.203	121.6	42.173			1:50.416		6	36.276	104.3	30.673	119.7	<u>41.704</u>		225.9	1:48.653	
2	36.372	102.7	30.797	121.1	41.965		229.3	1:49.134		7	36.222	106.8	30.959	119.7	42.610		228.8	1:49.791	
3	<u>35.975</u>	102.6	30.613	122.6	41.879		231.3	<u>1:48.467</u>		8	36.328	<u>107.6</u>	31.280	118.2	42.188		226.4	1:49.796	
4	38.826	104.7	30.728	<u>124.0</u>	42.087		229.8	1:51.641		9	36.188	104.8	30.621	123.3	42.231		226.9	1:49.040	
5	36.262	103.5	<u>30.535</u>	121.9	41.998		228.8	1:48.795		10	39.270	101.6	31.137	118.9	42.069		229.3	1:52.476	

10 Nicola Carraro										KTM									
lap	Sect-1	Speed	Sect-2	Speed	Sect-3	Speed	TopSpeed	laptime	pit	lap	Sect-1	Speed	Sect-2	Speed	Sect-3	Speed	Topspeed	laptime	pit
1	Pit Out	95.9	31.912	116.4	43.361			1:52.374		9	Pit Out	<u>105.8</u>	32.749	108.0	43.235			15:37.727	
2	36.937	97.8	31.185	119.9	42.799		227.4	1:50.921		10	37.039	94.3	31.559	112.1	42.847		228.3	1:51.445	
3	36.604	100.4	30.930	120.1	42.194		228.8	1:49.728		11	36.839	98.0	31.401	116.5	43.003		228.8	1:51.243	
4	36.807	100.4	30.940	119.6	<u>42.180</u>		227.8	1:49.927		12	37.280	97.6	34.255	110.2	Pit In		228.3	2:07.254	
5	36.481	101.2	<u>30.834</u>	117.8	42.196		228.3	<u>1:49.511</u>		13	Pit Out	101.5	31.954	116.1	42.549			16:16.747	
6	36.757	101.5	31.298	113.8	42.881		227.8	1:50.936		14	<u>36.333</u>	103.8	31.689	<u>120.3</u>	42.438		229.8	1:50.460	
7	36.790	99.8	31.742	110.8	47.499		228.8	1:56.031		15	50.264	63.2	48.351	80.1	Pit In		<u>230.3</u>	2:50.461	
8	37.555	94.6	33.441	111.1	Pit In		<u>230.3</u>	2:06.292		16									

12 Jacob Roulstone										GASGAS									
lap	Sect-1	Speed	Sect-2	Speed	Sect-3	Speed	TopSpeed	laptime	pit	lap	Sect-1	Speed	Sect-2	Speed	Sect-3	Speed	Topspeed	laptime	pit
1	Pit Out	94.9	33.752	112.5	42.323			1:53.785		11	<u>36.217</u>	<u>111.2</u>	31.586	118.3	43.171		232.3	1:50.974	
2	36.904	101.9	30.923	115.6	<u>41.827</u>		228.3	1:49.654		12	36.563	100.4	31.008	<u>120.1</u>	42.374		229.3	1:49.945	
3	36.960	98.2	30.863	110.9	42.019		232.8	1:49.842		13	36.541	100.5	<u>30.777</u>	118.4	42.584		231.3	1:49.902	
4	36.498	102.5	30.861	118.7	42.560		230.3	1:49.919		14	36.577	101.5	30.894	115.5	42.164		229.8	1:49.635	
5	36.656	105.8	31.321	110.2	49.743		227.8	1:57.720		15	36.423	105.5	30.976	117.1	42.119		231.8	1:49.518	
6	36.726	100.2	30.873	114.8	42.174		230.3	1:49.773		16	38.415	95.0	32.381	114.0	Pit In		232.8	2:03.503	
7	36.599	101.7	30.909	114.3	42.037		231.3	1:49.545		17	Pit Out	93.6	33.906	112.3	44.291			27:27.485	
8	36.736	106.0	33.433	107.7	Pit In		232.8	2:03.087		18	37.208	102.4	32.500	109.3	43.200		233.8	1:52.908	
9	Pit Out	92.1	35.312	84.3	46.295			12:53.891		19	38.324	94.9	32.995	108.7	44.473		218.6	1:55.792	
10	36.383	101.8	30.819	118.8	41.973		<u>235.3</u>	<u>1:49.175</u>		20									

18 Matteo Bertelle										HONDA									
lap	Sect-1	Speed	Sect-2	Speed	Sect-3	Speed	TopSpeed	laptime	pit	lap	Sect-1	Speed	Sect-2	Speed	Sect-3	Speed	Topspeed	laptime	pit
1	Pit Out	98.1	32.733	110.5	45.352			1:53.011		11	36.286	101.9	<u>30.962</u>	<u>120.1</u>	42.331		225.0	<u>1:49.579</u>	
2	37.135	104.0	32.739	112.7	42.805		222.2	1:52.679		12	38.904	86.6	35.303	111.8	44.409		225.9	1:58.616	
3	37.032	99.5	31.240	114.2	42.613		225.5	1:50.885		13	36.421	103.3	30.995	116.8	42.193		224.5	1:49.609	
4	38.081	100.0	31.346	119.7	43.561		222.7	1:52.988		14	1:34.821	90.2	35.600	106.9	Pit In		224.5	3:04.178	
5	36.581	100.8	31.468	115.8	42.794		<u>230.8</u>	1:50.843		15	Pit Out	101.6	31.565	117.0	42.883			17:06.801	
6	36.860	99.4	31.472	117.9	42.757		229.3	1:51.089		16	<u>36.246</u>	<u>109.4</u>	33.642	116.4	42.732		225.5	1:52.620	



Test MotoE / Moto 3 - Portimao

Autódromo Internacional do Algarve

Test Day

21 - 23 February 2024

Laps and Sector Times - Moto 3 Test - Portimão - 23-02-

Autodromo Internacional Algarve - 4592mtr.

7	40.697	94.3	34.421	113.6	Pit In	221.3	2:09.408	17	36.683	104.0	31.197	117.6	42.324	221.8	1:50.204
8	Pit Out	97.4	31.469	118.6	43.011		17:52.910	18	38.567	98.2	36.307	102.8	56.951	221.8	2:11.825
9	36.818	98.6	31.161	116.1	42.591	227.8	1:50.570	19	38.477	99.1	33.011	116.8	Pit In	223.6	2:04.847
10	38.690	99.5	31.231	115.9	<u>42.047</u>	221.3	1:51.968	20							

19 Scott Ogden										HONDA									
lap	Sect-1	Speed	Sect-2	Speed	Sect-3	Speed	TopSpeed	laptime	pit	lap	Sect-1	Speed	Sect-2	Speed	Sect-3	Speed	Topspeed	laptime	pit
1	Pit Out	<u>103.0</u>	32.975	113.6	42.485			1:50.974		9	36.611	99.5	31.565	115.6	42.460		228.3	1:50.636	
2	36.602	102.6	31.180	114.0	42.217		230.8	1:49.999		10	36.726	99.4	31.633	112.1	42.407		228.8	1:50.766	
3	36.544	100.5	31.093	113.7	41.939		231.3	1:49.576		11	37.412	93.1	33.353	108.3	Pit In		230.3	2:03.631	
4	36.412	101.4	31.069	113.7	42.003		<u>233.3</u>	1:49.484		12	Pit Out	96.3	32.145	113.9	42.862			6:19.305	
5	36.286	101.8	31.102	115.5	<u>41.639</u>		230.8	<u>1:49.027</u>		13	36.930	98.9	31.930	115.4	Pit In		227.8	2:02.375	
6	36.432	99.5	30.971	116.9	42.181		228.8	1:49.584		14	Pit Out	98.1	31.325	115.6	41.790			32:37.991	
7	38.442	98.9	32.529	109.0	Pit In		231.3	2:02.891		15	36.421	100.9	<u>30.965</u>	117.0	41.759		232.8	1:49.145	
8	Pit Out	98.2	31.469	115.9	42.552			13:32.662		16	<u>36.248</u>	101.0	30.999	<u>117.3</u>	41.897		231.3	1:49.144	

22 David Almansa										HONDA									
lap	Sect-1	Speed	Sect-2	Speed	Sect-3	Speed	TopSpeed	laptime	pit	lap	Sect-1	Speed	Sect-2	Speed	Sect-3	Speed	Topspeed	laptime	pit
1	Pit Out	100.4	31.750	116.0	42.437			1:51.018		11	41.862	101.4	34.051	117.8	42.578		226.9	1:58.491	
2	36.921	103.1	31.095	122.3	42.339		225.0	1:50.355		12	36.432	103.9	32.724	116.6	49.002		227.8	1:58.158	
3	36.427	106.3	31.075	120.4	42.225		225.0	1:49.727		13	36.987	99.2	31.303	117.6	Pit In		225.9	2:02.745	
4	36.454	105.1	31.160	118.9	41.842		226.4	1:49.456		14	Pit Out	101.3	32.167	<u>124.0</u>	43.667			10:50.895	
5	36.534	101.5	31.156	115.9	41.912		227.4	1:49.602		15	<u>36.093</u>	106.0	<u>30.696</u>	122.0	41.852		230.3	<u>1:48.641</u>	
6	37.926	102.2	33.133	113.0	Pit In		226.9	2:05.895		16	40.048	97.9	35.077	117.3	42.031		225.5	1:57.156	
7	Pit Out	<u>107.2</u>	32.106	115.6	42.085			21:15.138		17	36.489	107.1	31.013	116.3	41.751		227.4	1:49.253	
8	36.539	104.1	30.995	120.5	<u>41.540</u>		226.4	1:49.074		18	36.254	103.0	30.944	116.9	43.473		227.8	1:50.671	
9	38.453	103.1	31.241	117.8	43.816		225.5	1:53.510		19	36.468	<u>107.2</u>	30.780	117.1	41.541		228.8	1:48.789	
10	36.232	102.6	31.037	118.7	41.702		<u>232.8</u>	1:48.971		20	41.365	104.1	32.492	118.0	Pit In		228.3	2:11.952	

24 Tatsuki Suzuki										HUSQVARNA									
lap	Sect-1	Speed	Sect-2	Speed	Sect-3	Speed	TopSpeed	laptime	pit	lap	Sect-1	Speed	Sect-2	Speed	Sect-3	Speed	Topspeed	laptime	pit
1	Pit Out	95.8	31.764	115.3	47.856			1:54.722		9	36.454	102.5	31.062	113.6	43.900		<u>236.3</u>	1:51.416	
2	36.522	103.4	31.249	116.4	42.104		231.8	1:49.875		10	36.432	100.7	31.105	116.6	Pit In		233.3	2:02.605	
3	36.583	101.9	31.209	115.9	42.253		230.8	1:50.045		11	Pit Out	<u>107.6</u>	32.655	<u>119.1</u>	42.757			14:47.798	
4	36.611	100.3	31.292	115.4	42.141		230.8	1:50.044		12	<u>36.392</u>	106.5	31.753	118.4	42.080		230.3	1:50.225	
5	36.533	101.8	31.231	115.9	42.057		231.3	1:49.821		13	36.455	100.3	31.123	117.3	42.068		232.8	1:49.646	
6	36.516	104.4	31.257	115.8	42.034		231.3	1:49.807		14	36.456	101.0	31.216	113.2	41.996		232.3	1:49.668	
7	36.814	106.6	32.919	111.6	42.293		231.3	1:52.026		15	36.477	101.3	34.162	117.3	Pit In		234.3	2:05.145	
8	36.491	103.1	<u>31.033</u>	115.3	<u>41.714</u>		<u>236.3</u>	<u>1:49.238</u>		16	Pit Out	94.2	36.800	99.3	Pit In			10:48.350	

31 Adrian Fernandez										HONDA									
lap	Sect-1	Speed	Sect-2	Speed	Sect-3	Speed	TopSpeed	laptime	pit	lap	Sect-1	Speed	Sect-2	Speed	Sect-3	Speed	Topspeed	laptime	pit
1	Pit Out	91.8	33.541	100.7	45.384			1:55.669		6	36.761	99.5	31.146	119.7	42.568		225.9	1:50.475	
2	<u>36.299</u>	<u>110.7</u>	31.938	113.2	42.861		<u>231.8</u>	1:51.098		7	36.844	99.2	31.103	119.2	42.361		227.4	1:50.308	
3	36.867	100.4	31.250	117.3	Pit In		227.4	1:58.176		8	36.556	103.3	<u>31.044</u>	<u>125.7</u>	<u>41.952</u>		229.8	<u>1:49.552</u>	
4	Pit Out	96.6	31.601	116.8	42.632			8:43.859		9	36.439	103.8	31.247	121.2	42.415		225.9	1:50.101	
5	40.816	98.7	31.273	119.9	42.512		226.9	1:54.601		10	36.685	102.0	32.824	112.0	Pit In		223.1	1:59.510	

36 Angel Piqueras										HONDA									
lap	Sect-1	Speed	Sect-2	Speed	Sect-3	Speed	TopSpeed	laptime	pit	lap	Sect-1	Speed	Sect-2	Speed	Sect-3	Speed	Topspeed	laptime	pit
1	Pit Out	98.1	31.669	116.9	42.301			1:51.130		12	36.574	102.0	31.101	123.6	42.468		224.5	1:50.143	
2	36.778	99.7	31.346	116.3	42.470		<u>232.8</u>	1:50.594		13	36.792	102.3	31.192	118.7	42.321		224.1	1:50.305	



Test MotoE / Moto 3 - Portimao

Autódromo Internacional do Algarve

Test Day

21 - 23 February 2024

Laps and Sector Times - Moto 3 Test - Portimão - 23-02-

Autodromo Internacional Algarve - 4592mtr.

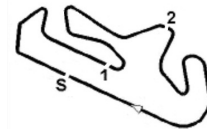
3	36.803	102.4	31.230	117.9	42.262	228.3	1:50.295	14	36.647	104.2	31.152	119.2	42.244	225.0	1:50.043
4	39.401	98.5	33.239	112.7	Pit In	226.4	2:06.758	15	36.889	98.9	31.740	113.3	Pit In	223.6	1:58.278
5	Pit Out	98.2	32.912	115.8	43.900		8:54.288	16	Pit Out	98.5	30.980	126.6	42.195		8:44.889
6	37.329	102.7	31.642	116.9	42.691	227.8	1:51.662	17	<u>36.091</u>	<u>109.2</u>	30.949	119.5	41.906	225.0	1:48.946
7	36.742	100.3	31.361	115.6	42.253	232.3	1:50.356	18	36.194	103.3	30.643	126.8	41.728	225.9	1:48.565
8	38.096	98.3	31.373	117.5	42.102	227.4	1:51.571	19	36.093	102.6	<u>30.638</u>	<u>127.2</u>	41.761	225.9	<u>1:48.492</u>
9	36.497	106.7	31.495	117.5	42.398	227.4	1:50.390	20	36.334	102.6	30.691	122.6	<u>41.591</u>	223.6	1:48.616
10	40.005	95.3	32.944	115.0	Pit In	226.4	2:10.524	21	36.244	105.9	30.693	123.7	41.695	225.5	1:48.632
11	Pit Out	100.1	31.759	117.0	42.414		7:24.347	22	38.543	104.3	32.628	115.0	Pit In	225.5	2:02.826

48		Ivan Ortola							KTM										
lap	Sect-1	Speed	Sect-2	Speed	Sect-3	Speed	TopSpeed	laptime	pit	lap	Sect-1	Speed	Sect-2	Speed	Sect-3	Speed	TopSpeed	laptime	pit
1	Pit Out	98.9	31.371	111.5	42.253			1:48.455		8	36.257	100.7	31.006	115.9	41.802		230.3	1:49.065	
2	36.764	98.7	<u>30.896</u>	115.6	41.753		223.6	1:49.413		9	36.286	102.9	31.154	114.2	41.944		228.8	1:49.384	
3	36.667	101.0	31.420	106.6	Pit In		225.0	1:56.661		10	39.097	100.1	31.791	118.0	Pit In		226.4	2:00.173	
4	Pit Out	99.2	31.398	115.8	42.026			10:15.506		11	Pit Out	95.7	32.122	111.2	44.891			14:12.095	
5	36.469	99.8	31.042	117.1	41.916		230.3	1:49.427		12	36.602	102.2	31.188	118.3	41.799		226.4	1:49.589	
6	36.422	<u>103.6</u>	31.245	119.1	41.687		230.3	1:49.354		13	36.436	101.3	31.257	114.6	42.062		229.8	1:49.755	
7	<u>36.207</u>	102.0	30.927	<u>119.5</u>	<u>41.530</u>		<u>233.3</u>	<u>1:48.664</u>		14	38.805	98.2	32.221	110.3	Pit In		230.3	2:00.532	

54		Riccardo Rossi							KTM										
lap	Sect-1	Speed	Sect-2	Speed	Sect-3	Speed	TopSpeed	laptime	pit	lap	Sect-1	Speed	Sect-2	Speed	Sect-3	Speed	TopSpeed	laptime	pit
1	Pit Out	81.3	33.932	103.7	44.510			1:56.178		8	<u>36.957</u>	<u>98.0</u>	31.453	112.9	43.134		224.1	1:51.544	
2	37.434	93.8	31.888	108.8	Pit In		<u>225.0</u>	2:00.363		9	39.254	86.8	34.197	104.4	Pit In		221.3	2:09.323	
3	Pit Out	90.3	33.184	112.5	46.648			14:08.946		10	Pit Out	93.7	32.481	106.6	43.674			14:50.705	
4	37.501	96.9	31.958	107.2	43.429		218.2	1:52.888		11	37.303	95.8	31.778	107.5	43.136		222.2	1:52.217	
5	37.217	94.7	31.572	110.5	43.407		221.8	1:52.196		12	37.683	96.3	33.579	<u>114.9</u>	43.246		223.6	1:54.508	
6	37.443	93.6	31.693	111.2	42.992		222.7	1:52.128		13	37.284	94.2	31.640	111.8	42.879		223.6	1:51.803	
7	37.036	94.9	<u>31.442</u>	112.7	<u>42.811</u>		<u>225.0</u>	<u>1:51.289</u>		14	37.638	88.2	34.980	102.3	Pit In		223.6	2:24.126	

55		Noah Dettwiler							KTM										
lap	Sect-1	Speed	Sect-2	Speed	Sect-3	Speed	TopSpeed	laptime	pit	lap	Sect-1	Speed	Sect-2	Speed	Sect-3	Speed	TopSpeed	laptime	pit
1	Pit Out	105.7	31.876	117.8	43.127			1:48.898		8	37.195	102.0	32.884	117.1	43.823		219.1	1:53.902	
2	37.193	104.8	31.502	117.6	42.870		222.7	1:51.565		9	37.250	99.9	31.729	120.4	42.916		221.8	1:51.895	
3	36.792	102.2	<u>31.226</u>	122.4	<u>42.755</u>		<u>226.9</u>	<u>1:50.773</u>		10	37.153	100.6	31.514	121.1	42.890		222.2	1:51.557	
4	37.022	101.5	31.584	119.2	42.824		225.9	1:51.430		11	36.849	103.3	31.442	<u>124.6</u>	42.896		225.5	1:51.187	
5	<u>36.748</u>	<u>113.4</u>	37.389	121.2	Pit In		225.9	2:06.016		12	40.105	112.1	33.479	115.1	Pit In		225.0	2:05.732	
6	Pit Out	99.5	32.381	120.0	46.250			16:58.424		13	Pit Out	101.9	35.089	119.2	42.795			25:56.001	
7	37.182	99.4	31.270	118.9	42.843		224.5	1:51.295		14	43.893	81.3	42.661	79.8	Pit In		223.6	2:31.376	

58		Luca Lunetta							HONDA										
lap	Sect-1	Speed	Sect-2	Speed	Sect-3	Speed	TopSpeed	laptime	pit	lap	Sect-1	Speed	Sect-2	Speed	Sect-3	Speed	TopSpeed	laptime	pit
1	Pit Out	99.0	32.299	116.9	42.634			1:52.825		7	Pit Out	96.3	31.463	<u>121.8</u>	42.554			15:30.346	
2	36.551	99.1	30.875	119.5	42.022		233.8	1:49.448		8	36.457	99.3	30.838	120.8	41.899		231.8	1:49.194	
3	36.267	<u>108.8</u>	31.687	117.8	41.972		229.3	1:49.926		9	36.393	100.3	30.931	116.3	<u>41.614</u>		231.8	<u>1:48.938</u>	
4	36.594	98.5	<u>30.834</u>	119.7	41.935		227.8	1:49.363		10	<u>36.241</u>	102.3	30.863	116.5	41.859		<u>234.8</u>	1:48.963	
5	36.275	102.3	30.880	117.3	41.864		229.3	1:49.019		11	40.454	95.3	33.442	98.4	Pit In		225.5	2:07.340	
6	42.473	94.5	32.651	116.6	Pit In		226.9	2:06.124		12	Pit Out	78.8	39.652	86.3	Pit In			12:00.454	



Test MotoE / Moto 3 - Portimao

Autódromo Internacional do Algarve

Test Day

21 - 23 February 2024

Laps and Sector Times - Moto 3 Test - Portimão - 23-02-

Autodromo Internacional Algarve - 4592mtr.

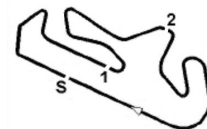
64 David Munoz										KTM										
lap	Sect-1	Speed	Sect-2	Speed	Sect-3	Speed	TopSpeed	laptime	pit	lap	Sect-1	Speed	Sect-2	Speed	Sect-3	Speed	Topspeed	laptime	pit	
1	Pit Out	92.8	31.509	107.4	47.566			1:53.027		5	1:12.977	77.3	38.204	96.8	Pit In			229.3	2:50.233	
2	36.862	96.3	31.201	111.3	42.551		231.8	1:50.614		6	Pit Out	96.7	31.083	109.3	47.992				24:20.442	
3	38.925	99.0	37.828	105.8	Pit In		226.4	2:11.490		7	<u>36.333</u>	<u>99.2</u>	<u>30.740</u>	<u>114.4</u>	<u>41.748</u>			<u>232.3</u>	<u>1:48.821</u>	
4	Pit Out	95.0	31.699	110.5	42.515			14:48.713		8	36.732	97.3	31.033	113.7	Pit In			229.8	2:02.504	

66 Joel Kelso										KTM										
lap	Sect-1	Speed	Sect-2	Speed	Sect-3	Speed	TopSpeed	laptime	pit	lap	Sect-1	Speed	Sect-2	Speed	Sect-3	Speed	Topspeed	laptime	pit	
1	Pit Out	104.9	32.828	116.3	42.782			1:50.580		8	36.763	103.5	32.863	119.2	43.171			231.3	1:52.797	
2	36.329	102.5	30.841	120.4	42.541		233.3	1:49.711		9	36.643	100.6	31.163	118.3	42.611			230.8	1:50.417	
3	36.283	<u>106.0</u>	31.170	<u>122.2</u>	42.436		230.3	1:49.889		10	38.377	96.5	32.912	113.3	Pit In			230.3	2:09.883	
4	36.326	103.6	30.882	119.3	42.289		232.3	1:49.497		11	Pit Out	101.3	31.390	117.9	42.732				16:52.146	
5	39.313	97.4	33.010	111.5	Pit In		231.3	2:06.762		12	<u>35.993</u>	104.5	<u>30.554</u>	121.5	<u>41.766</u>			228.8	<u>1:48.313</u>	
6	Pit Out	95.2	32.496	115.9	46.955			14:14.821		13	37.136	95.3	32.483	114.2	43.463			230.8	1:53.082	
7	36.306	100.5	31.322	114.5	42.625		<u>234.3</u>	1:50.253		14	36.687	98.1	36.831	90.9	Pit In			230.3	2:18.818	

70 Joshua Whatley										HONDA										
lap	Sect-1	Speed	Sect-2	Speed	Sect-3	Speed	TopSpeed	laptime	pit	lap	Sect-1	Speed	Sect-2	Speed	Sect-3	Speed	Topspeed	laptime	pit	
1	Pit Out	93.4	34.329	111.5	45.652			2:00.968		6	46.801	95.7	35.425	116.0	Pit In			225.0	2:12.903	
2	36.738	100.0	31.153	118.2	42.131		227.8	1:50.022		7	Pit Out	94.6	35.539	108.7	43.738				23:08.254	
3	36.965	100.8	33.506	100.0	42.371		<u>228.3</u>	1:52.842		8	37.002	<u>106.4</u>	31.875	114.8	43.081			220.9	1:51.958	
4	<u>36.505</u>	104.2	30.942	117.5	<u>41.846</u>		225.9	<u>1:49.293</u>		9	36.872	102.9	31.210	117.4	42.620			222.7	1:50.702	
5	36.558	101.7	<u>30.821</u>	<u>119.1</u>	41.998		223.6	1:49.377		10	45.788	98.4	33.203	110.1	Pit In			223.1	2:12.644	

78 Joel Esteban										CFMOTO										
lap	Sect-1	Speed	Sect-2	Speed	Sect-3	Speed	TopSpeed	laptime	pit	lap	Sect-1	Speed	Sect-2	Speed	Sect-3	Speed	Topspeed	laptime	pit	
1	Pit Out	104.4	32.698	111.5	47.813			1:55.248		11	36.446	106.8	31.185	117.8	42.813			232.3	1:50.444	
2	37.038	104.2	31.610	116.3	42.962		226.9	1:51.610		12	38.399	101.5	32.571	112.4	Pit In			231.3	2:04.313	
3	36.724	108.2	31.263	<u>123.0</u>	44.230		226.9	1:52.217		13	Pit Out	103.6	31.461	117.6	42.069				8:26.200	
4	36.768	103.8	31.238	117.5	42.767		231.3	1:50.773		14	36.468	105.1	31.057	119.3	42.480			232.3	1:50.005	
5	36.582	105.3	31.282	116.1	42.396		231.3	1:50.260		15	<u>36.098</u>	109.0	<u>30.940</u>	117.9	42.194			<u>235.3</u>	<u>1:49.232</u>	
6	39.953	101.5	31.378	117.8	Pit In		231.3	2:05.624		16	36.277	106.4	31.020	118.8	42.480			231.3	1:49.777	
7	Pit Out	102.3	32.125	116.9	42.884			11:56.917		17	36.383	110.9	36.276	114.8	Pit In			226.9	2:05.946	
8	36.939	105.7	31.511	114.6	42.500		232.3	1:50.950		18	Pit Out	103.7	32.707	118.8	42.343				17:13.916	
9	36.594	104.0	31.158	115.3	42.393		234.3	1:50.145		19	36.212	<u>126.0</u>	36.839	113.1	Pit In			231.8	2:09.452	
10	36.476	105.2	31.082	117.1	<u>42.046</u>		234.8	1:49.604		20										

80 David Alonso										CFMOTO										
lap	Sect-1	Speed	Sect-2	Speed	Sect-3	Speed	TopSpeed	laptime	pit	lap	Sect-1	Speed	Sect-2	Speed	Sect-3	Speed	Topspeed	laptime	pit	
1	Pit Out	100.8	31.333	113.2	42.181			1:47.529		10	35.805	105.8	30.387	117.3	41.301			234.3	1:47.493	
2	36.338	105.7	30.853	116.6	41.956		228.8	1:49.147		11	<u>35.568</u>	118.3	42.967	110.2	Pit In			231.8	2:09.747	
3	36.324	105.0	30.969	115.5	41.910		228.8	1:49.203		12	Pit Out	104.5	31.093	114.0	44.233				10:20.529	
4	36.401	103.3	30.767	117.5	41.743		229.3	1:48.911		13	35.667	106.4	30.186	<u>119.1</u>	41.357			233.3	1:47.210	
5	36.117	106.4	30.757	115.4	41.652		233.3	1:48.526		14	35.573	106.4	<u>30.085</u>	118.2	41.387			233.3	1:47.045	
6	37.635	98.4	33.353	87.7	Pit In		233.3	2:04.003		15	35.645	107.1	30.207	118.6	41.372			232.8	1:47.224	
7	Pit Out	100.3	31.169	113.7	44.953			12:23.896		16	35.717	<u>120.4</u>	38.908	108.7	Pit In			232.3	2:06.602	
8	35.782	105.1	30.348	118.0	<u>40.981</u>		234.8	1:47.111		17	Pit Out	102.2	31.645	113.4	42.452				17:21.209	
9	35.628	105.7	30.203	118.9	41.024		<u>236.3</u>	<u>1:46.855</u>		18	36.965	98.5	32.466	108.4	Pit In			231.8	2:08.087	



Test MotoE / Moto 3 - Portimao

Autódromo Internacional do Algarve

Test Day

21 - 23 February 2024

Laps and Sector Times - Moto 3 Test - Portimão - 23-02-

Autodromo Internacional Algarve - 4592mtr.

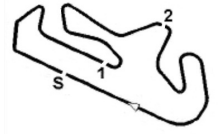
82 Stefano Nepa										KTM									
lap	Sect-1	Speed	Sect-2	Speed	Sect-3	Speed	TopSpeed	laptime	pit	lap	Sect-1	Speed	Sect-2	Speed	Sect-3	Speed	Topspeed	laptime	pit
1	Pit Out	97.4	32.173	112.7	42.561			1:49.959		7	<u>36.140</u>	103.3	<u>30.858</u>	115.3	41.800		<u>232.3</u>	<u>1:48.798</u>	
2		36.771	101.9	31.402	113.0	42.316	227.4	1:50.489		8	36.307	102.8	30.883	<u>116.4</u>	41.864		230.3	1:49.054	
3		36.758	100.9	31.537	113.7	42.407	228.8	1:50.702		9	36.225	104.0	30.876	114.4	41.813		227.8	1:48.914	
4		36.611	<u>106.0</u>	35.187	109.8	Pit In	229.3	<u>2:03.429</u>		10	36.271	103.0	30.949	115.1	41.835		228.3	1:49.055	
5	Pit Out	95.8	34.041	109.1	44.864			10:23.987		11	37.000	105.0	31.386	110.1	Pit In		229.3	<u>2:05.861</u>	
6		36.474	100.6	30.999	114.6	<u>41.798</u>	230.8	1:49.271		12									

85 Xabi Xurutuza										KTM									
lap	Sect-1	Speed	Sect-2	Speed	Sect-3	Speed	TopSpeed	laptime	pit	lap	Sect-1	Speed	Sect-2	Speed	Sect-3	Speed	Topspeed	laptime	pit
1	Pit Out	100.4	31.239	114.0	43.179			1:47.367		11	37.772	<u>108.3</u>	33.993	117.4	43.762		223.6	1:55.527	
2		36.690	98.0	30.925	113.6	42.054	229.8	1:49.669		12	37.772	101.1	32.143	120.5	43.375		224.5	1:53.290	
3		37.571	106.9	31.319	115.9	42.069	230.8	1:50.959		13	37.707	97.8	31.662	120.8	43.171		223.1	1:52.540	
4		36.856	100.5	30.942	113.8	41.812	230.3	1:49.610		14	39.030	99.0	34.268	112.3	Pit In		226.4	<u>2:08.905</u>	
5		36.532	104.7	31.074	116.3	41.794	230.8	1:49.400		15	Pit Out	93.5	32.297	119.3	43.504			10:51.444	
6		36.255	102.6	30.935	116.1	<u>41.766</u>	233.3	1:48.956		16	37.198	107.1	32.453	<u>124.0</u>	43.567		226.4	1:53.218	
7		<u>36.150</u>	101.7	<u>30.793</u>	115.4	41.929	<u>234.3</u>	<u>1:48.872</u>		17	37.842	95.7	32.141	120.7	43.399		227.8	1:53.382	
8		40.197	99.0	31.666	110.7	42.340	231.8	1:54.203		18	37.283	98.8	31.629	122.9	43.460		226.9	1:52.372	
9		36.399	100.2	38.165	105.5	Pit In	231.3	<u>2:09.412</u>		19	37.087	99.7	31.660	123.4	43.107		230.3	1:51.854	
10	Pit Out	94.5	34.225	111.7	44.576			14:33.942		20	36.901	107.0	35.492	117.8	Pit In		229.3	<u>2:08.661</u>	

95 Collin Veijer										HUSQVARNA									
lap	Sect-1	Speed	Sect-2	Speed	Sect-3	Speed	TopSpeed	laptime	pit	lap	Sect-1	Speed	Sect-2	Speed	Sect-3	Speed	Topspeed	laptime	pit
1	Pit Out	97.9	31.403	118.2	42.065			1:48.237		8	39.176	98.2	32.190	113.1	Pit In		233.8	<u>2:03.768</u>	
2		35.957	101.7	30.648	<u>122.7</u>	<u>41.606</u>	<u>234.8</u>	1:48.211		9	Pit Out	101.1	30.919	118.4	42.138			22:17.659	
3		35.972	101.3	30.553	118.7	41.829	231.8	1:48.354		10	35.969	104.1	30.632	122.0	41.921		231.8	1:48.522	
4		36.268	101.3	30.871	118.0	41.997	230.8	1:49.136		11	<u>35.808</u>	103.8	<u>30.550</u>	120.8	41.738		232.8	<u>1:48.096</u>	
5		35.999	102.6	30.726	120.3	41.830	231.3	1:48.555		12	35.816	101.1	30.780	120.5	45.223		233.8	1:51.819	
6		36.254	<u>105.1</u>	30.743	120.4	41.655	229.3	1:48.652		13	39.531	102.3	34.254	111.1	Pit In		230.8	<u>2:08.928</u>	
7		36.175	102.2	30.590	119.2	41.637	232.3	1:48.402		14									

96 Daniel Holgado										GASGAS									
lap	Sect-1	Speed	Sect-2	Speed	Sect-3	Speed	TopSpeed	laptime	pit	lap	Sect-1	Speed	Sect-2	Speed	Sect-3	Speed	Topspeed	laptime	pit
1	Pit Out	92.6	33.519	110.7	42.402			1:54.012		6	Pit Out	96.9	31.272	115.4	42.216			14:24.552	
2		36.299	103.4	30.762	116.4	41.851	235.8	1:48.912		7	36.140	99.7	30.915	114.8	41.744		235.8	1:48.799	
3		36.282	<u>105.1</u>	31.128	115.1	44.360	230.8	1:51.770		8	<u>35.909</u>	102.9	30.538	115.3	41.634		234.3	1:48.081	
4		36.191	100.7	30.802	115.6	41.903	233.3	1:48.896		9	35.960	101.9	<u>30.472</u>	<u>120.0</u>	<u>41.632</u>		<u>236.8</u>	<u>1:48.064</u>	
5		38.540	88.2	35.389	105.6	Pit In	232.3	<u>2:10.333</u>		10	37.668	103.5	30.939	115.1	Pit In		232.8	<u>2:07.323</u>	

99 Jose Antonio Rueda										KTM									
lap	Sect-1	Speed	Sect-2	Speed	Sect-3	Speed	TopSpeed	laptime	pit	lap	Sect-1	Speed	Sect-2	Speed	Sect-3	Speed	Topspeed	laptime	pit
1	Pit Out	98.5	31.755	106.6	45.225			1:52.140		11	36.027	106.8	31.009	110.0	41.994		231.3	1:49.030	
2		36.475	102.7	30.717	112.0	41.645	230.8	1:48.837		12	37.620	102.2	31.299	109.5	Pit In		230.8	1:59.527	
3		36.636	106.4	31.210	112.7	41.966	235.3	1:49.812		13	Pit Out	101.2	31.324	114.2	42.315			11:46.876	
4		36.038	107.2	30.891	110.5	41.826	227.8	1:48.755		14	36.400	105.8	30.923	114.0	42.077		230.8	1:49.400	
5		38.843	101.9	30.932	114.9	47.139	229.3	1:56.914		15	36.287	106.2	30.912	113.7	42.023		230.3	1:49.222	
6		35.968	103.4	<u>30.495</u>	115.3	<u>41.480</u>	236.3	<u>1:47.943</u>		16	36.729	103.9	31.329	112.6	Pit In		231.8	1:57.909	
7		36.857	103.1	31.209	110.7	Pit In	<u>236.8</u>	<u>1:57.443</u>		17	Pit Out	<u>110.9</u>	32.474	104.8	44.537			12:51.119	
8	Pit Out	106.1	31.071	<u>116.3</u>	41.498			14:19.952		18	36.078	108.4	30.752	112.3	41.532		230.8	1:48.362	
9		<u>35.835</u>	108.8	30.772	114.6	41.619	<u>236.8</u>	1:48.226		19	41.476	97.6	31.237	111.5	Pit In		215.6	<u>2:04.296</u>	
10		36.097	105.5	31.158	112.7	41.593	232.3	1:48.848		20									



Test MotoE / Moto 3 - Portimao
Autódromo Internacional do Algarve

Test Day

21 - 23 February 2024

Laps and Sector Times - Moto 3 Test - Portimão - 23-02-

Autodromo Internacional Algarve - 4592mtr.
