



Test MotoE / Moto 3 - Portimao

Autódromo Internacional do Algarve

Test Day

21 - 23 February 2024

Laps and Sector Times - Moto 3 Test - Portimão - 23-02-

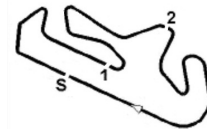
Autodromo Internacional Algarve - 4592mtr.

6 Ryusei Yamanaka										KTM									
lap	Sect-1	Speed	Sect-2	Speed	Sect-3	Speed	TopSpeed	laptime	pit	lap	Sect-1	Speed	Sect-2	Speed	Sect-3	Speed	Topspeed	laptime	pit
1	Pit Out	90.3	32.649	110.5	43.676			1:53.846		10	<u>36.390</u>	101.9	31.018	118.0	41.987		233.8	1:49.395	
2		37.217	99.7	32.749	118.3	44.332	228.8	1:54.298		11	36.473	102.8	<u>30.902</u>	118.6	<u>41.917</u>		232.3	<u>1:49.292</u>	
3		36.930	100.8	31.540	115.5	42.475	231.3	1:50.945		12	36.459	100.4	31.290	117.3	Pit In		232.8	2:03.390	
4		36.861	103.3	31.436	121.1	42.687	229.3	1:50.984		13	Pit Out	99.6	31.700	115.4	42.750			13:23.655	
5		36.742	105.6	31.616	116.1	43.558	227.4	1:51.916		14	39.060	100.7	31.230	<u>122.7</u>	42.646		231.3	1:52.936	
6		38.249	102.8	32.854	112.5	Pit In	223.6	2:10.989		15	36.654	104.4	31.348	119.2	42.388		231.3	1:50.390	
7	Pit Out	99.6	31.432	119.3	42.393			8:22.588		16	36.403	<u>106.7</u>	31.545	119.9	42.498		232.3	1:50.446	
8		36.487	105.8	31.426	116.8	42.160	231.8	1:50.073		17	36.717	102.8	31.286	120.0	42.365		228.8	1:50.368	
9		36.614	102.0	31.269	113.9	42.269	<u>236.3</u>	1:50.152		18	36.797	98.6	31.090	116.8	Pit In		230.8	2:01.485	

7 Filippo Farioli										HONDA										
lap	Sect-1	Speed	Sect-2	Speed	Sect-3	Speed	TopSpeed	laptime	pit	lap	Sect-1	Speed	Sect-2	Speed	Sect-3	Speed	Topspeed	laptime	pit	
1	Pit Out	95.9	31.708	114.6	43.048			1:52.158		12	Pit Out	102.0	31.083	118.7	42.259			14:17.154		
2		36.799	98.7	31.246	118.0	42.575	229.8	1:50.620		13	36.224	103.4	<u>30.579</u>	122.3	42.289		230.3	1:49.092		
3		36.652	101.7	31.187	123.1	42.857	228.3	1:50.696		14	<u>36.050</u>	106.9	30.817	122.6	42.336		229.3	1:49.203		
4		37.716	105.1	36.368	115.9	43.591	226.4	1:57.675		15	36.412	108.8	32.036	120.9	42.371		228.8	1:50.819		
5		37.543	102.5	31.792	116.9	Pit In	222.7	2:01.820		16	36.190	109.3	30.964	120.3	42.034		229.8	1:49.188		
6	Pit Out	102.0	31.658	116.5	43.240			8:40.728		17	36.160	106.6	30.665	121.9	42.104		229.8	1:48.929		
7		36.229	106.9	30.943	<u>124.1</u>	42.321	228.3	1:49.493		18	36.123	<u>110.8</u>	33.558	114.2	Pit In		228.8	2:03.280		
8		36.143	104.8	30.929	120.5	42.238	229.3	1:49.310		19	Pit Out	104.5	31.843	116.6	43.219			29:46.933		
9		36.274	103.3	30.654	123.3	42.031	228.3	1:48.959		20	36.605	104.9	31.468	119.3	42.710		225.5	1:50.783		
10		36.235	104.2	30.608	122.0	<u>41.852</u>	230.3	<u>1:48.695</u>		21	1:03.652	84.2	35.006	111.6	Pit In		225.0	2:35.512		
11		36.471	105.0	31.520	119.9	Pit In	<u>230.8</u>	2:04.331		22										

10 Nicola Carraro										KTM										
lap	Sect-1	Speed	Sect-2	Speed	Sect-3	Speed	TopSpeed	laptime	pit	lap	Sect-1	Speed	Sect-2	Speed	Sect-3	Speed	Topspeed	laptime	pit	
1	Pit Out	<u>113.0</u>	47.820	107.6	48.142			2:13.325		8	<u>36.666</u>	111.3	37.453	111.9	42.590		231.3	1:56.709		
2		37.425	97.4	31.357	118.9	42.767	226.9	1:51.549		9	36.962	95.3	31.324	<u>119.9</u>	42.517		<u>232.8</u>	1:50.803		
3		36.889	98.7	31.375	113.0	42.630	229.3	1:50.894		10	36.910	97.4	31.257	117.6	<u>42.485</u>		229.8	<u>1:50.652</u>		
4		37.128	100.4	31.248	114.3	42.651	230.3	1:51.027		11	36.885	98.1	31.256	117.3	Pit In		229.8	2:06.125		
5		36.859	101.6	31.784	110.3	46.032	228.8	1:54.675		12	Pit Out	91.3	32.460	114.4	43.324			48:05.712		
6		39.936	90.7	34.691	96.4	Pit In	225.0	2:09.956		13	36.951	97.2	<u>31.153</u>	118.8	42.618		228.8	1:50.722		
7	Pit Out	107.7	37.481	115.4	42.694			27:37.704		14										

12 Jacob Roulstone										GASGAS										
lap	Sect-1	Speed	Sect-2	Speed	Sect-3	Speed	TopSpeed	laptime	pit	lap	Sect-1	Speed	Sect-2	Speed	Sect-3	Speed	Topspeed	laptime	pit	
1	Pit Out	95.9	32.404	109.6	43.771			1:56.846		13	36.939	103.2	32.407	112.3	Pit In		232.3	1:59.197		
2		37.761	97.8	32.135	108.2	43.477	231.8	1:53.373		14	Pit Out	100.1	31.298	<u>120.9</u>	42.662			16:15.036		
3		37.632	98.5	31.694	115.5	43.026	222.7	1:52.352		15	38.469	102.5	31.779	116.1	42.367		232.8	1:52.615		
4		38.028	99.7	31.810	114.9	Pit In	228.3	1:58.873		16	36.564	<u>105.3</u>	31.289	112.6	42.268		233.3	1:50.121		
5	Pit Out	95.0	31.983	114.6	43.183			5:52.363		17	36.598	102.0	31.123	113.6	Pit In		232.3	1:57.134		
6		36.744	100.2	31.284	109.5	41.895	234.8	1:49.923		18	Pit Out	95.9	35.301	111.7	49.268			29:56.987		
7		36.688	102.1	31.127	116.4	42.506	232.8	1:50.321		19	37.291	105.2	32.121	112.9	42.988		227.8	1:52.400		
8		36.618	103.3	31.175	115.4	42.089	232.3	1:49.882		20	37.237	97.2	31.726	111.9	43.102		231.3	1:52.065		
9		36.566	104.7	31.706	114.5	41.957	231.8	1:50.229		21	37.548	98.6	32.050	109.4	Pit In		228.3	2:03.176		
10		36.443	103.6	31.118	115.5	<u>41.604</u>	234.3	1:49.165		22	Pit Out	97.9	32.724	112.5	43.499			5:15.674		
11		<u>36.332</u>	102.7	<u>30.939</u>	112.0	41.728	<u>236.8</u>	<u>1:48.999</u>		23	37.186	99.7	31.571	111.2	42.902		231.8	1:51.659		
12		36.457	103.3	30.957	117.1	42.045	234.3	1:49.459		24										



Test MotoE / Moto 3 - Portimao

Autódromo Internacional do Algarve

Test Day

21 - 23 February 2024

Laps and Sector Times - Moto 3 Test - Portimão - 23-02-

Autodromo Internacional Algarve - 4592mtr.

18 Matteo Bertelle										HONDA									
lap	Sect-1	Speed	Sect-2	Speed	Sect-3	Speed	TopSpeed	laptime	pit	lap	Sect-1	Speed	Sect-2	Speed	Sect-3	Speed	Topspeed	laptime	pit
1	Pit Out	<u>126.3</u>	41.844	109.9	43.561			2:02.215		12	37.440	102.0	31.892	116.9	43.348		227.4	1:52.680	
2	37.512	97.6	31.714	115.0	42.989		223.6	1:52.215		13	36.373	108.0	32.769	117.9	42.409		225.0	1:51.551	
3	36.951	99.5	31.546	115.3	42.521		225.9	1:51.018		14	36.451	101.7	30.871	121.8	42.106		225.9	1:49.428	
4	36.769	100.3	31.224	116.4	42.785		226.9	1:50.778		15	36.412	103.1	<u>30.819</u>	120.8	41.989		226.9	<u>1:49.220</u>	
5	36.588	102.8	31.206	118.7	42.377		224.5	1:50.171		16	39.963	92.9	33.731	115.0	Pit In		225.0	2:05.945	
6	36.846	101.9	30.944	<u>124.6</u>	50.512		222.2	1:58.302		17	Pit Out	98.7	31.387	115.9	44.077			12:15.708	
7	36.876	101.4	31.158	118.6	42.628		222.7	1:50.662		18	36.669	102.0	31.162	117.5	42.164		224.1	1:49.995	
8	40.403	93.8	32.762	117.3	Pit In		225.0	2:06.685		19	36.433	103.6	31.108	117.9	42.015		225.9	1:49.556	
9	Pit Out	92.2	34.024	118.9	42.854			8:40.667		20	39.250	98.1	32.327	114.0	42.158		225.9	1:53.735	
10	36.712	101.9	30.894	<u>124.6</u>	42.220		225.9	1:49.826		21	<u>36.338</u>	104.0	31.026	119.2	41.997		228.8	1:49.361	
11	36.386	99.3	31.056	117.8	<u>41.975</u>		<u>230.8</u>	1:49.417		22	40.552	88.7	40.314	89.2	Pit In		226.9	2:22.485	

19 Scott Ogden										HONDA									
lap	Sect-1	Speed	Sect-2	Speed	Sect-3	Speed	TopSpeed	laptime	pit	lap	Sect-1	Speed	Sect-2	Speed	Sect-3	Speed	Topspeed	laptime	pit
1	Pit Out	86.7	34.031	111.5	42.527			1:53.574		11	36.483	98.6	31.049	113.2	42.195		231.8	1:49.727	
2	37.206	103.0	31.680	116.9	43.111		232.3	1:51.997		12	36.609	101.1	31.235	112.9	44.180		229.8	1:52.024	
3	37.582	99.7	31.380	117.5	42.827		225.9	1:51.789		13	36.676	97.8	31.300	111.2	Pit In		230.3	2:00.791	
4	37.047	99.2	31.241	114.3	42.422		228.8	1:50.710		14	Pit Out	102.3	32.374	116.1	42.747			16:30.033	
5	36.752	99.4	31.097	115.4	42.120		231.3	1:49.969		15	36.908	99.2	31.532	114.4	Pit In		226.9	1:58.580	
6	36.513	100.6	31.188	117.5	42.237		231.3	1:49.938		16	Pit Out	<u>135.2</u>	39.982	111.3	43.637			28:15.725	
7	36.471	105.1	34.812	112.9	42.956		229.3	1:54.239		17	36.727	102.8	31.186	113.3	Pit In		229.8	2:01.483	
8	36.579	106.6	33.801	113.3	Pit In		228.3	2:02.402		18	Pit Out	95.9	31.207	117.8	42.590			5:55.756	
9	Pit Out	89.3	36.853	117.4	42.191			8:57.374		19	36.536	100.6	<u>30.984</u>	115.5	<u>41.953</u>		228.8	<u>1:49.473</u>	
10	<u>36.312</u>	100.7	31.057	<u>118.0</u>	42.324		<u>232.8</u>	1:49.693		20									

22 David Almansa										HONDA									
lap	Sect-1	Speed	Sect-2	Speed	Sect-3	Speed	TopSpeed	laptime	pit	lap	Sect-1	Speed	Sect-2	Speed	Sect-3	Speed	Topspeed	laptime	pit
1	Pit Out	92.5	32.951	112.1	43.532			1:54.278		10	36.474	102.6	30.909	<u>123.6</u>	42.435		228.3	1:49.818	
2	37.558	97.3	31.852	113.9	42.537		224.5	1:51.947		11	36.527	102.4	31.131	118.3	41.965		227.8	1:49.623	
3	38.366	95.7	34.050	113.2	42.610		226.9	1:55.026		12	36.509	99.6	31.129	117.5	41.795		228.8	1:49.433	
4	37.256	96.5	31.678	115.6	42.380		227.8	1:51.314		13	37.831	101.7	32.770	113.7	Pit In		229.3	2:05.249	
5	37.598	101.2	32.433	118.0	Pit In		225.5	2:02.780		14	Pit Out	<u>105.8</u>	32.930	117.6	42.043			12:19.102	
6	Pit Out	101.1	31.449	116.1	41.999			5:34.949		15	36.323	103.0	31.033	119.2	41.727		230.3	1:49.083	
7	36.437	101.7	30.919	118.8	<u>41.546</u>		230.3	<u>1:48.902</u>		16	36.406	101.8	31.330	118.6	41.891		228.8	1:49.627	
8	<u>36.239</u>	102.5	<u>30.838</u>	121.8	42.021		229.8	1:49.098		17	36.608	98.8	31.220	117.8	42.086		<u>230.8</u>	1:49.914	
9	36.314	104.9	31.006	119.5	41.852		227.4	1:49.172		18	38.918	95.4	32.022	118.7	Pit In		226.4	2:02.520	

24 Tatsuki Suzuki										HUSQVARNA									
lap	Sect-1	Speed	Sect-2	Speed	Sect-3	Speed	TopSpeed	laptime	pit	lap	Sect-1	Speed	Sect-2	Speed	Sect-3	Speed	Topspeed	laptime	pit
1	Pit Out	102.1	34.145	110.3	43.510			1:52.239		7	40.230	98.0	32.470	113.7	Pit In		227.4	2:08.456	
2	36.762	102.4	31.369	116.9	42.438		232.3	1:50.569		8	Pit Out	<u>107.9</u>	34.002	112.3	42.985			1:02.06.254	
3	<u>36.475</u>	107.8	31.716	114.3	42.335		230.3	1:50.526		9	37.231	99.7	31.855	113.8	42.722		226.4	1:51.808	
4	36.772	98.6	31.337	116.3	42.394		231.3	1:50.503		10	36.862	100.0	31.390	115.8	42.588		230.3	1:50.840	
5	36.704	100.0	31.445	<u>118.6</u>	42.251		231.8	1:50.400		11	36.850	99.3	<u>31.142</u>	113.3	42.489		<u>233.3</u>	1:50.481	
6	36.612	100.6	31.357	117.1	<u>42.088</u>		232.8	<u>1:50.057</u>		12									

31 Adrian Fernandez										HONDA									
lap	Sect-1	Speed	Sect-2	Speed	Sect-3	Speed	TopSpeed	laptime	pit	lap	Sect-1	Speed	Sect-2	Speed	Sect-3	Speed	Topspeed	laptime	pit
1	Pit Out	96.9	32.686	112.1	43.402			1:51.484		13	36.116	106.3	30.821	122.7	<u>41.655</u>		228.3	<u>1:48.592</u>	
2	37.721	102.5	31.469	117.9	42.593		225.0	1:51.783		14	<u>36.040</u>	106.5	30.842	119.5	41.911		<u>229.8</u>	1:48.793	



Test MotoE / Moto 3 - Portimao

Autódromo Internacional do Algarve

Test Day
21 - 23 February 2024
Laps and Sector Times - Moto 3 Test - Portimão - 23-02-
Autodromo Internacional Algarve - 4592mtr.

3	36.689	99.0	31.185	118.3	42.119	226.9	1:49.993	15	36.386	100.7	<u>30.751</u>	<u>122.9</u>	42.217	227.8	1:49.354
4	36.577	102.6	31.179	120.5	42.322	228.8	1:50.078	16	39.649	106.3	35.372	90.8	47.181	227.4	2:02.202
5	36.585	105.2	32.239	113.4	42.362	224.5	1:51.186	17	36.635	106.7	34.119	114.4	42.494	223.1	1:53.248
6	36.459	<u>112.6</u>	34.908	117.4	42.737	224.5	1:54.104	18	36.506	103.6	31.251	118.7	41.932	228.3	1:49.689
7	36.836	101.8	31.187	119.6	43.180	223.6	1:51.203	19	36.297	98.3	31.021	122.7	42.052	<u>229.8</u>	1:49.370
8	36.609	101.6	31.176	114.6	42.191	226.9	1:49.976	20	36.375	104.1	33.053	116.0	42.223	227.8	1:51.651
9	36.652	100.0	31.174	120.1	42.144	228.8	1:49.970	21	37.061	98.2	31.311	119.3	42.244	227.8	1:50.616
10	36.453	103.5	31.309	117.8	42.162	<u>229.8</u>	1:49.924	22	36.281	102.9	30.877	120.8	41.929	<u>229.8</u>	1:49.087
11	37.371	94.6	32.745	110.2	Pit In	226.9	2:02.211	23	37.291	97.0	31.856	110.8	Pit In	225.5	1:58.899
12	Pit Out	110.3	31.993	119.9	41.891		8:52.330	24							

36		Angel Piqueras							HONDA										
lap	Sect-1	Speed	Sect-2	Speed	Sect-3	Speed	TopSpeed	laptime	pit	lap	Sect-1	Speed	Sect-2	Speed	Sect-3	Speed	TopSpeed	laptime	pit
1	Pit Out	93.3	32.441	114.8	43.638			1:53.786		9	Pit Out	90.5	35.666	106.5	49.118				22:23.983
2	37.643	98.7	31.600	114.9	42.659		224.1	1:51.902		10	36.729	102.2	30.959	<u>119.5</u>	41.712		229.3	1:49.400	
3	37.148	96.6	31.739	111.3	42.413		228.8	1:51.300		11	<u>36.115</u>	<u>104.5</u>	30.827	119.2	41.741		232.3	1:48.683	
4	36.799	100.0	31.340	116.8	42.255		227.8	1:50.394		12	36.251	102.9	<u>30.813</u>	117.0	<u>41.559</u>		231.8	<u>1:48.623</u>	
5	39.082	96.3	32.536	115.1	45.664		225.5	1:57.282		13	40.011	97.6	31.415	117.3	41.724		229.3	1:53.150	
6	37.139	100.3	31.210	118.4	50.646		225.9	1:58.995		14	36.125	101.6	30.976	116.1	41.771		<u>235.3</u>	1:48.872	
7	37.129	101.7	31.634	115.6	42.631		225.0	1:51.394		15	38.646	96.3	32.671	114.6	Pit In		226.4	2:04.254	
8	38.825	97.8	33.645	113.0	Pit In		226.4	2:05.273		16									

48		Ivan Ortola							KTM										
lap	Sect-1	Speed	Sect-2	Speed	Sect-3	Speed	TopSpeed	laptime	pit	lap	Sect-1	Speed	Sect-2	Speed	Sect-3	Speed	TopSpeed	laptime	pit
1	Pit Out	91.4	33.496	110.0	44.634			1:55.747		7	Pit Out	97.8	31.606	112.7	42.874				18:41.127
2	37.570	96.8	31.799	107.8	45.170		224.1	1:54.539		8	<u>36.452</u>	100.1	31.047	<u>116.1</u>	<u>41.992</u>		228.8	<u>1:49.491</u>	
3	37.093	97.9	31.588	111.9	42.364		228.3	1:51.045		9	36.650	101.0	<u>30.978</u>	114.9	42.048		<u>229.8</u>	1:49.676	
4	37.067	96.7	31.553	109.9	42.498		225.5	1:51.118		10	36.452	99.7	31.201	110.3	42.730		229.3	1:50.383	
5	37.164	100.9	31.574	111.6	42.487		222.7	1:51.225		11	36.863	98.5	31.245	111.0	42.145		224.5	1:50.253	
6	38.045	96.8	32.996	109.2	Pit In		222.7	2:06.131		12	40.575	<u>105.4</u>	33.471	111.5	Pit In		227.8	2:05.335	

54		Riccardo Rossi							KTM										
lap	Sect-1	Speed	Sect-2	Speed	Sect-3	Speed	TopSpeed	laptime	pit	lap	Sect-1	Speed	Sect-2	Speed	Sect-3	Speed	TopSpeed	laptime	pit
1	Pit Out	85.9	32.997	107.9	Pit In			2:10.210		11	37.005	94.1	31.434	112.0	42.638		225.9	1:51.077	
2	Pit Out	93.8	32.411	102.9	43.742			4:49.377		12	37.665	89.6	33.661	108.0	Pit In		226.4	2:04.748	
3	37.670	90.9	31.810	110.3	43.345		223.6	1:52.825		13	Pit Out	54.8	50.131	81.8	Pit In			11:29.945	
4	37.292	93.6	31.622	112.5	42.797		224.5	1:51.711		14	Pit Out	100.2	34.306	108.8	43.723			26:51.832	
5	37.242	91.6	<u>31.355</u>	112.4	42.672		226.4	1:51.269		15	37.905	91.4	31.987	109.8	43.520		219.5	1:53.412	
6	37.158	95.2	31.372	113.0	<u>42.421</u>		<u>231.3</u>	<u>1:50.951</u>		16	37.529	92.5	31.815	112.5	43.612		221.3	1:52.956	
7	38.275	85.5	32.919	111.3	Pit In		226.4	2:04.308		17	37.505	91.8	31.684	110.2	51.206		220.4	2:00.395	
8	Pit Out	85.4	32.138	110.3	42.892			9:13.329		18	37.125	93.8	31.541	112.3	42.749		224.5	1:51.415	
9	37.260	93.9	31.537	110.9	42.818		227.4	1:51.615		19	37.118	93.8	31.365	111.3	42.961		229.8	1:51.444	
10	<u>36.808</u>	<u>102.0</u>	31.964	<u>113.8</u>	42.981		225.5	1:51.753		20									

55		Noah Dettwiler							KTM										
lap	Sect-1	Speed	Sect-2	Speed	Sect-3	Speed	TopSpeed	laptime	pit	lap	Sect-1	Speed	Sect-2	Speed	Sect-3	Speed	TopSpeed	laptime	pit
1	Pit Out	100.7	32.090	111.6	44.169			1:52.916		8	36.717	103.3	31.200	117.5	Pit In		225.5	1:58.352	
2	37.350	105.3	31.907	114.6	43.055		224.5	1:52.312		9	Pit Out	103.5	31.520	114.6	42.630			22:17.219	
3	37.015	103.5	31.534	117.8	42.788		225.9	1:51.337		10	36.841	104.0	31.309	120.7	42.649		227.4	1:50.799	
4	37.064	101.9	31.320	<u>122.9</u>	42.960		224.1	1:51.344		11	36.831	102.1	<u>31.109</u>	118.3	42.603		226.4	1:50.543	
5	36.810	<u>108.3</u>	31.577	117.4	42.704		222.7	1:51.091		12	<u>36.687</u>	107.6	31.353	118.2	42.555		226.4	1:50.595	



Test MotoE / Moto 3 - Portimao

Autódromo Internacional do Algarve

Test Day

21 - 23 February 2024

Laps and Sector Times - Moto 3 Test - Portimão - 23-02-

Autodromo Internacional Algarve - 4592mtr.

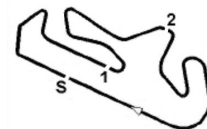
6	36.924	103.2	31.320	113.7	42.613	222.7	1:50.857	13	40.591	94.2	38.508	87.2	Pit In	227.4	2:19.117
7	36.808	105.4	31.241	116.0	<u>42.387</u>	<u>227.8</u>	<u>1:50.436</u>	14							

58 Luca Lunetta										HONDA									
lap	Sect-1	Speed	Sect-2	Speed	Sect-3	Speed	TopSpeed	laptime	pit	lap	Sect-1	Speed	Sect-2	Speed	Sect-3	Speed	Topspeed	laptime	pit
1	Pit Out	94.2	33.042	112.9	43.452			1:54.781		14	<u>36.234</u>	102.4	30.757	121.2	41.939		232.8	1:48.930	
2	37.409	98.0	31.503	113.3	42.642		227.4	1:51.554		15	38.920	94.7	32.251	116.5	Pit In		232.3	2:07.219	
3	37.129	97.2	31.245	116.0	42.094		229.8	1:50.468		16	Pit Out	95.3	31.727	117.0	42.794			14:33.404	
4	36.743	98.1	31.106	116.6	42.240		229.8	1:50.089		17	36.642	101.7	31.017	116.5	41.964		229.8	1:49.623	
5	36.818	<u>105.2</u>	31.310	116.9	42.450		228.8	1:50.578		18	36.382	105.1	31.040	119.5	41.820		229.8	1:49.242	
6	36.883	104.4	33.262	119.6	Pit In		227.4	2:02.488		19	36.571	103.7	31.147	114.3	46.691		228.3	1:54.409	
7	Pit Out	97.4	31.309	118.2	42.444			9:58.342		20	46.703	74.0	44.044	88.3	Pit In		228.3	2:38.797	
8	36.616	104.7	31.064	121.2	41.887		230.8	1:49.567		21	Pit Out	93.3	32.026	113.7	42.973			26:50.391	
9	36.244	102.6	30.803	121.3	41.756		231.8	<u>1:48.803</u>		22	37.157	94.7	31.308	115.6	42.655		227.8	1:51.120	
10	41.843	97.2	31.196	117.4	53.972		232.3	2:07.011		23	37.060	97.9	31.245	117.6	42.768		227.8	1:51.073	
11	36.463	104.5	31.306	<u>121.6</u>	<u>41.664</u>		<u>234.3</u>	1:49.433		24	36.886	99.7	31.257	117.8	42.446		226.9	1:50.589	
12	36.439	102.4	30.715	117.6	42.126		232.8	1:49.280		25	36.871	98.1	31.214	117.5	42.431		228.3	1:50.516	
13	36.464	100.4	<u>30.651</u>	120.4	41.877		231.3	1:48.992		26	36.548	103.3	33.877	114.3	Pit In		229.3	2:04.772	

64 David Munoz										KTM									
lap	Sect-1	Speed	Sect-2	Speed	Sect-3	Speed	TopSpeed	laptime	pit	lap	Sect-1	Speed	Sect-2	Speed	Sect-3	Speed	Topspeed	laptime	pit
1	Pit Out	95.7	31.698	110.0	42.838			1:51.169		6	Pit Out	86.6	33.806	106.9	46.779			31:46.145	
2	36.749	100.1	31.482	107.1	42.582		227.8	1:50.813		7	36.576	98.2	<u>30.930</u>	111.6	41.792		233.8	<u>1:49.298</u>	
3	36.494	100.3	31.104	110.1	42.213		230.8	1:49.811		8	38.191	96.8	31.050	<u>115.8</u>	<u>41.754</u>		231.8	1:50.995	
4	<u>36.421</u>	<u>102.2</u>	31.170	111.3	42.143		230.3	1:49.734		9	40.962	95.0	33.046	114.4	42.599		<u>235.3</u>	1:56.607	
5	38.190	94.1	32.202	108.7	Pit In		226.9	2:02.372		10	40.453	97.4	32.590	109.0	Pit In		232.3	2:03.462	

66 Joel Kelso										KTM									
lap	Sect-1	Speed	Sect-2	Speed	Sect-3	Speed	TopSpeed	laptime	pit	lap	Sect-1	Speed	Sect-2	Speed	Sect-3	Speed	Topspeed	laptime	pit
1	Pit Out	100.4	31.467	116.5	42.576			1:51.703		8	36.210	104.3	30.773	115.8	<u>41.901</u>		234.8	<u>1:48.884</u>	
2	36.738	98.0	30.873	119.3	42.003		232.3	1:49.614		9	36.111	105.3	30.885	120.4	42.072		234.8	1:49.068	
3	36.316	100.9	30.744	119.5	41.968		234.3	1:49.028		10	40.054	98.3	32.733	114.0	Pit In		234.3	2:09.040	
4	<u>35.972</u>	105.0	30.831	<u>121.6</u>	42.126		233.3	1:48.929		11	Pit Out	96.0	33.302	112.1	43.701			43:51.065	
5	36.202	<u>108.0</u>	32.430	115.0	Pit In		233.3	2:02.834		12	36.755	99.2	31.003	118.6	42.410		230.3	1:50.168	
6	Pit Out	103.3	32.504	115.1	50.615			20:03.572		13	36.441	100.9	<u>30.671</u>	119.1	41.970		231.3	1:49.082	
7	36.310	101.4	30.697	119.3	42.204		<u>235.8</u>	1:49.211		14									

70 Joshua Whatley										HONDA									
lap	Sect-1	Speed	Sect-2	Speed	Sect-3	Speed	TopSpeed	laptime	pit	lap	Sect-1	Speed	Sect-2	Speed	Sect-3	Speed	Topspeed	laptime	pit
1	Pit Out	84.0	36.966	101.1	47.560			2:10.725		10	36.638	<u>106.6</u>	34.696	115.6	54.154		226.9	2:05.488	
2	48.083	90.1	35.197	100.7	45.415		215.6	2:08.695		11	36.560	101.1	31.066	117.6	<u>42.004</u>		228.3	<u>1:49.630</u>	
3	37.502	99.3	31.633	114.9	42.706		222.7	1:51.841		12	<u>36.449</u>	103.3	<u>31.003</u>	<u>118.9</u>	42.255		226.9	1:49.707	
4	37.286	99.0	31.200	115.9	42.319		225.5	1:50.805		13	39.595	103.8	34.701	111.3	46.699		226.4	2:00.995	
5	36.822	99.6	31.040	114.5	43.159		227.4	1:51.021		14	36.875	100.4	36.681	109.6	Pit In		228.3	2:07.545	
6	36.901	100.7	31.099	114.8	46.966		224.5	1:54.966		15	Pit Out	93.3	34.538	113.0	45.277			11:11.987	
7	37.115	99.6	31.159	115.8	Pit In		220.9	2:04.023		16	36.855	100.8	31.525	113.4	43.579		<u>228.8</u>	1:51.959	
8	Pit Out	91.6	36.260	105.9	53.507			11:33.983		17	41.732	90.5	33.985	117.3	43.045		222.7	1:58.762	
9	37.048	100.9	33.396	98.6	46.220		221.3	1:56.664		18	36.878	106.4	43.048	109.1	Pit In		224.1	2:15.803	



Test MotoE / Moto 3 - Portimao

Autódromo Internacional do Algarve

Test Day

21 - 23 February 2024

Laps and Sector Times - Moto 3 Test - Portimão - 23-02-

Autodromo Internacional Algarve - 4592mtr.

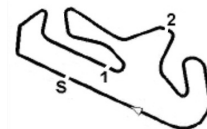
78 Joel Esteban										CFMOTO									
lap	Sect-1	Speed	Sect-2	Speed	Sect-3	Speed	TopSpeed	laptime	pit	lap	Sect-1	Speed	Sect-2	Speed	Sect-3	Speed	Topspeed	laptime	pit
1	Pit Out	98.7	32.268	113.2	43.169			1:51.643		6	36.711	103.3	<u>31.141</u>	114.9	43.431		232.3	1:51.283	
2	37.462	98.0	31.731	109.0	44.194		231.3	1:53.387		7	38.023	94.2	33.255	111.6	Pit In		230.8	2:07.170	
3	36.928	101.1	31.456	109.5	42.665		<u>235.3</u>	1:51.049		8	Pit Out	98.8	31.934	112.4	43.441			1:07:31.507	
4	36.774	102.0	31.242	113.8	<u>42.504</u>		234.8	<u>1:50.520</u>		9	37.278	100.7	31.571	113.6	43.197		225.0	1:52.046	
5	<u>36.409</u>	<u>108.4</u>	31.851	112.4	42.640		234.3	1:50.900		10	37.063	106.3	31.436	<u>115.6</u>	43.009		225.5	1:51.508	

80 David Alonso										CFMOTO									
lap	Sect-1	Speed	Sect-2	Speed	Sect-3	Speed	TopSpeed	laptime	pit	lap	Sect-1	Speed	Sect-2	Speed	Sect-3	Speed	Topspeed	laptime	pit
1	Pit Out	91.7	32.117	112.5	42.535			1:50.389		10	35.688	<u>119.9</u>	41.914	112.5	41.686		231.3	1:59.288	
2	36.635	103.8	31.019	<u>118.7</u>	42.354		229.3	1:50.008		11	35.760	110.4	30.614	116.9	<u>41.279</u>		233.3	1:47.653	
3	36.535	106.1	30.782	117.8	42.149		228.8	1:49.466		12	<u>35.613</u>	106.2	30.450	117.6	Pit In		<u>237.9</u>	2:04.575	
4	36.202	100.8	30.649	116.5	41.784		231.8	1:48.635		13	Pit Out	100.9	31.272	116.4	41.852			24:30.688	
5	35.977	106.0	30.504	117.0	41.406		233.8	1:47.887		14	35.940	105.0	30.573	117.3	41.553		233.3	1:48.066	
6	36.423	100.6	30.868	113.8	Pit In		234.3	1:57.374		15	35.844	109.6	30.790	113.8	41.384		230.8	1:48.018	
7	Pit Out	96.7	31.234	115.0	41.660			9:46.001		16	36.626	103.4	36.250	107.5	42.095		230.8	1:54.971	
8	35.810	107.2	<u>30.335</u>	117.1	41.485		233.8	<u>1:47.630</u>		17	50.158	70.1	53.553	73.3	Pit In		231.3	3:07.760	
9	35.717	109.5	30.602	118.0	41.593		231.8	1:47.912		18									

82 Stefano Nepa										KTM									
lap	Sect-1	Speed	Sect-2	Speed	Sect-3	Speed	TopSpeed	laptime	pit	lap	Sect-1	Speed	Sect-2	Speed	Sect-3	Speed	Topspeed	laptime	pit
1	Pit Out	97.1	32.126	107.7	42.382			1:49.855		10	36.370	101.2	30.813	<u>117.3</u>	41.872		231.3	1:49.055	
2	36.767	101.2	31.335	111.8	42.160		229.8	1:50.262		11	36.580	101.3	31.154	114.6	41.806		228.3	1:49.540	
3	36.668	103.9	31.190	114.8	42.367		226.4	1:50.225		12	36.456	<u>104.2</u>	31.221	115.8	41.820		229.3	1:49.497	
4	36.769	103.8	31.057	114.8	42.494		224.5	1:50.320		13	<u>36.137</u>	102.8	<u>30.766</u>	117.0	41.792		231.3	<u>1:48.695</u>	
5	36.683	101.4	31.141	113.9	42.375		225.9	1:50.199		14	38.111	100.2	31.850	115.4	Pit In		230.3	2:01.203	
6	36.396	102.3	31.033	115.4	41.970		228.8	1:49.399		15	Pit Out	94.8	33.081	108.1	42.965			48:36.741	
7	37.884	100.9	33.586	93.6	Pit In		230.3	2:03.223		16	37.012	99.2	31.332	111.2	42.185		229.8	1:50.529	
8	Pit Out	100.6	31.548	112.4	42.062			15:18.317		17	37.171	98.4	32.310	110.9	Pit In		<u>233.8</u>	2:03.505	
9	36.345	103.6	30.844	115.6	<u>41.777</u>		231.8	1:48.966		18									

85 Xabi Xurutuza										KTM									
lap	Sect-1	Speed	Sect-2	Speed	Sect-3	Speed	TopSpeed	laptime	pit	lap	Sect-1	Speed	Sect-2	Speed	Sect-3	Speed	Topspeed	laptime	pit
1	Pit Out	96.8	31.577	114.6	42.151			1:50.775		11	<u>36.150</u>	100.7	<u>30.641</u>	118.9	41.944		233.8	<u>1:48.735</u>	
2	36.965	98.8	31.189	118.2	43.085		234.3	1:51.239		12	37.832	96.3	31.109	115.8	Pit In		233.3	2:00.144	
3	36.971	98.6	31.226	118.2	45.647		231.8	1:53.844		13	Pit Out	97.2	32.076	117.1	42.796			15:55.553	
4	37.202	100.7	31.278	116.6	42.653		229.3	1:51.133		14	37.991	99.4	31.278	112.4	42.281		224.1	1:51.550	
5	37.702	96.9	31.875	116.8	Pit In		228.8	2:05.306		15	36.728	<u>103.3</u>	31.289	121.9	42.190		230.3	1:50.207	
6	Pit Out	99.2	35.331	114.2	43.318			11:37.943		16	39.507	92.5	38.484	97.3	Pit In		231.8	2:15.944	
7	41.022	102.3	31.357	<u>123.1</u>	53.285		<u>235.8</u>	2:05.664		17	Pit Out	95.9	32.334	111.2	43.165			32:27.619	
8	36.441	100.6	30.927	118.8	<u>41.521</u>		232.8	1:48.889		18	37.066	97.2	31.274	114.2	42.589		229.3	1:50.929	
9	36.403	100.7	30.925	115.5	41.627		234.8	1:48.955		19	37.056	100.0	31.484	114.9	42.201		231.3	1:50.741	
10	36.481	99.7	30.725	118.7	41.628		232.8	1:48.834		20									

95 Collin Veijer										HUSQVARNA									
lap	Sect-1	Speed	Sect-2	Speed	Sect-3	Speed	TopSpeed	laptime	pit	lap	Sect-1	Speed	Sect-2	Speed	Sect-3	Speed	Topspeed	laptime	pit
1	Pit Out	90.8	32.431	111.9	43.564			1:53.895		11	35.858	<u>105.4</u>	30.668	120.3	42.020		234.8	1:48.546	
2	36.446	99.6	30.999	117.4	42.067		235.8	1:49.512		12	36.058	103.4	30.779	116.6	41.985		233.3	1:48.822	
3	36.188	102.7	30.644	120.7	41.732		234.3	1:48.564		13	36.279	101.5	30.933	118.4	41.890		230.8	1:49.102	
4	36.071	102.1	30.702	116.9	42.275		235.3	1:49.048		14	36.194	102.8	30.922	120.1	42.009		234.8	1:49.125	
5	36.235	103.8	31.391	118.4	41.975		235.3	1:49.601		15	36.093	103.5	31.089	120.0	42.031		234.8	1:49.213	



Test MotoE / Moto 3 - Portimao

Autódromo Internacional do Algarve

Test Day

21 - 23 February 2024

Laps and Sector Times - Moto 3 Test - Portimão - 23-02-

Autodromo Internacional Algarve - 4592mtr.

6	36.099	101.7	30.657	119.1	41.585	233.8	1:48.341	16	36.352	100.5	31.026	118.2	42.041	234.3	1:49.419
7	<u>35.814</u>	102.0	<u>30.554</u>	120.7	<u>41.406</u>	<u>236.3</u>	<u>1:47.774</u>	17	36.362	103.9	31.317	116.5	42.288	233.8	1:49.967
8	36.063	101.0	30.660	120.5	41.463	235.3	1:48.186	18	36.496	100.7	31.246	118.9	42.492	233.3	1:50.234
9	35.988	104.4	30.740	<u>121.3</u>	41.719	233.8	1:48.447	19	38.764	94.6	33.068	113.0	Pit In	230.3	2:05.204
10	36.111	103.1	30.756	120.1	41.561	234.3	1:48.428	20							

96 Daniel Holgado										GASGAS									
lap	Sect-1	Speed	Sect-2	Speed	Sect-3	Speed	TopSpeed	laptime	pit	lap	Sect-1	Speed	Sect-2	Speed	Sect-3	Speed	Topspeed	laptime	pit
1	Pit Out	89.5	34.053	109.4	44.562			<u>1:56.724</u>		7	36.708	98.5	31.117	115.5	43.173		232.3	1:50.998	
2	37.660	95.8	31.832	114.0	43.397		227.4	1:52.889		8	36.720	98.8	31.315	110.4	Pit In		230.8	2:06.993	
3	36.994	96.2	31.254	<u>115.9</u>	42.354		233.3	1:50.602		9	Pit Out	93.7	32.118	111.1	42.775			55:22.832	
4	36.491	99.5	31.031	112.9	41.991		234.3	1:49.513		10	36.524	98.5	30.906	114.3	41.962		234.3	1:49.392	
5	38.933	90.0	34.264	112.5	Pit In		234.8	2:10.637		11	<u>36.211</u>	<u>100.7</u>	<u>30.697</u>	112.4	<u>41.780</u>		<u>236.8</u>	<u>1:48.688</u>	
6	Pit Out	93.7	32.177	114.5	42.648			14:32.653		12									

99 Jose Antonio Rueda										KTM									
lap	Sect-1	Speed	Sect-2	Speed	Sect-3	Speed	TopSpeed	laptime	pit	lap	Sect-1	Speed	Sect-2	Speed	Sect-3	Speed	Topspeed	laptime	pit
1	Pit Out	98.0	31.532	112.0	43.045			<u>1:51.065</u>		8	36.070	105.5	31.024	116.3	41.559		233.8	1:48.653	
2	36.807	100.2	31.063	113.7	42.059		231.8	1:49.929		9	36.067	103.0	30.671	116.1	41.691		232.3	1:48.429	
3	36.254	102.7	30.719	114.9	41.736		<u>235.3</u>	1:48.709		10	36.008	105.5	30.683	<u>118.8</u>	41.590		232.3	1:48.281	
4	36.143	105.5	30.942	113.8	42.082		230.8	1:49.167		11	35.942	105.8	30.804	116.0	41.609		233.3	1:48.355	
5	36.413	102.6	30.780	<u>118.8</u>	42.345		227.8	1:49.538		12	38.533	99.5	31.190	114.0	Pit In		231.8	1:59.192	
6	36.539	<u>111.2</u>	32.133	116.5	Pit In		226.4	2:00.875		13	Pit Out	103.1	31.473	100.8	42.909			18:58.194	
7	Pit Out	100.7	31.120	114.6	42.413			14:49.345		14	<u>35.886</u>	103.3	<u>30.586</u>	113.9	<u>41.441</u>		234.8	<u>1:47.913</u>	