



## Test MotoE / Moto 3 - Portimao

### Autódromo Internacional do Algarve

Test Day

21 - 23 February 2024

Laps and Sector Times - Moto 3 Test - Portimão - 22-02-

Autodromo Internacional Algarve - 4592mtr.

5 Tatchakorn Buasri										HONDA									
lap	Sect-1	Speed	Sect-2	Speed	Sect-3	Speed	TopSpeed	laptime	pit	lap	Sect-1	Speed	Sect-2	Speed	Sect-3	Speed	Topspeed	laptime	pit
1	Pit Out	88.7	33.977	110.0	46.804			2:00.045		13	36.926	94.7	31.190	115.8	42.235		225.0	1:50.351	
2	37.315	91.8	31.911	115.9	42.918		230.8	1:52.144		14	36.839	95.9	31.353	113.4	42.103		226.9	1:50.295	
3	37.645	92.8	31.982	109.1	42.807		225.9	1:52.434		15	36.915	94.3	31.283	117.5	Pit In		227.4	2:12.252	
4	37.521	94.2	31.709	113.3	42.405		229.3	1:51.635		16	Pit Out	94.7	33.007	115.9	42.933			15:50.233	
5	37.478	92.0	31.643	112.1	42.585		227.8	1:51.706		17	36.941	95.3	31.294	116.4	42.350		225.9	1:50.585	
6	37.577	91.1	33.656	107.6	43.542		227.8	1:54.775		18	40.044	84.3	37.512	100.9	Pit In		226.9	2:16.631	
7	37.515	92.5	31.871	112.1	42.820		221.8	1:52.206		19	Pit Out	92.2	32.898	115.1	43.766			13:22.640	
8	39.858	89.5	37.577	79.1	Pit In		225.0	2:24.402		20	36.966	97.5	<u>31.098</u>	117.8	42.318		230.8	1:50.382	
9	Pit Out	93.4	32.122	112.3	43.262			15:48.836		21	36.887	95.8	31.543	113.6	43.004		227.8	1:51.434	
10	37.211	93.8	31.326	113.4	42.503		225.0	1:51.040		22	36.700	<u>98.8</u>	31.187	<u>120.3</u>	<u>41.822</u>		228.8	<u>1:49.709</u>	
11	36.863	97.1	31.510	108.3	42.356		226.4	1:50.729		23	<u>36.622</u>	97.3	31.273	118.0	42.038		<u>232.3</u>	1:49.933	
12	36.925	93.8	31.255	113.9	42.207		227.4	1:50.387		24	40.069	88.7	37.171	108.5	Pit In		227.4	2:18.260	

6 Ryusei Yamanaka										KTM									
lap	Sect-1	Speed	Sect-2	Speed	Sect-3	Speed	TopSpeed	laptime	pit	lap	Sect-1	Speed	Sect-2	Speed	Sect-3	Speed	Topspeed	laptime	pit
1	Pit Out	<u>108.3</u>	33.014	107.8	42.890			1:51.720		13	36.304	106.3	31.409	117.4	Pit In		231.8	2:03.954	
2	36.941	98.2	31.508	114.4	42.473		229.8	1:50.922		14	Pit Out	101.1	31.097	114.4	41.777			8:24.548	
3	36.849	101.4	31.326	116.5	42.137		232.3	1:50.312		15	36.028	107.6	30.967	<u>122.9</u>	41.429		234.3	1:48.424	
4	36.471	103.4	31.378	114.3	41.984		231.3	1:49.833		16	<u>35.924</u>	106.5	30.943	119.7	<u>41.317</u>		232.3	<u>1:48.184</u>	
5	36.388	105.7	31.394	117.3	41.983		233.3	1:49.765		17	36.010	104.5	<u>30.887</u>	121.2	41.361		234.3	1:48.258	
6	36.369	102.8	31.019	118.8	41.864		232.8	1:49.252		18	36.037	102.9	30.908	119.1	41.531		<u>234.8</u>	1:48.476	
7	36.343	102.4	31.059	117.4	42.463		232.8	1:49.865		19	36.536	102.8	30.942	119.7	41.764		233.3	1:49.242	
8	36.681	100.7	31.256	108.8	Pit In		228.3	1:59.391		20	36.645	99.4	32.058	114.0	Pit In		232.8	2:07.363	
9	Pit Out	98.3	31.325	116.8	42.175			21:30.862		21	Pit Out	101.3	31.091	119.9	42.069			19:53.543	
10	36.478	101.7	31.077	119.9	42.055		232.3	1:49.610		22	36.093	103.4	31.024	119.6	41.610		233.3	1:48.727	
11	36.449	105.9	31.274	121.1	42.382		231.8	1:50.105		23	41.121	92.2	39.423	91.1	Pit In		232.3	2:22.788	
12	36.316	104.0	31.143	117.8	42.129		231.3	1:49.588		24									

7 Filippo Farioli										HONDA									
lap	Sect-1	Speed	Sect-2	Speed	Sect-3	Speed	TopSpeed	laptime	pit	lap	Sect-1	Speed	Sect-2	Speed	Sect-3	Speed	Topspeed	laptime	pit
1	Pit Out	98.3	32.305	110.5	43.391			1:52.248		15	36.115	107.9	30.977	120.9	42.019		231.8	1:49.111	
2	36.999	<u>110.7</u>	32.309	115.8	42.869		228.3	1:52.177		16	37.810	104.2	31.514	117.5	42.047		232.8	1:51.371	
3	36.811	103.8	31.662	113.7	42.633		231.3	1:51.106		17	36.005	108.0	30.983	122.9	41.820		233.3	1:48.808	
4	36.769	102.2	31.338	115.8	42.740		231.8	1:50.847		18	36.070	103.3	30.728	124.6	41.855		233.8	1:48.653	
5	44.958	86.4	40.953	109.9	42.825		231.3	2:08.736		19	36.075	109.0	31.129	122.7	41.892		234.8	1:49.096	
6	36.793	100.4	31.219	125.4	42.693		230.8	1:50.705		20	37.262	98.9	32.424	113.8	Pit In		233.8	2:00.163	
7	38.113	101.5	33.594	113.6	Pit In		234.8	2:09.244		21	Pit Out	97.7	32.606	96.1	45.421			12:28.782	
8	Pit Out	94.9	31.459	115.5	42.117			12:38.658		22	36.114	103.9	30.816	<u>126.8</u>	41.757		234.8	1:48.687	
9	36.210	106.0	31.092	120.8	41.911		232.3	1:49.213		23	<u>35.949</u>	107.8	31.007	123.9	42.238		<u>237.4</u>	1:49.194	
10	36.125	102.5	30.768	118.8	41.991		232.3	1:48.884		24	39.812	100.1	31.052	116.1	42.864		234.3	1:53.728	
11	36.338	101.3	30.765	116.8	41.593		233.8	1:48.696		25	36.184	101.8	30.835	120.0	41.502		234.3	1:48.521	
12	35.969	106.7	30.812	121.8	41.715		233.8	1:48.496		26	35.977	101.5	<u>30.625</u>	121.3	<u>41.377</u>		236.8	<u>1:47.979</u>	
13	36.394	107.2	32.096	115.1	Pit In		233.8	2:00.248		27	38.060	94.3	33.014	113.3	Pit In		235.8	2:09.919	
14	Pit Out	101.1	37.690	99.5	42.219			8:59.633		28	Pit Out	82.3	36.170	99.5	Pit In			10:31.458	

10 Nicola Carraro										KTM									
lap	Sect-1	Speed	Sect-2	Speed	Sect-3	Speed	TopSpeed	laptime	pit	lap	Sect-1	Speed	Sect-2	Speed	Sect-3	Speed	Topspeed	laptime	pit
1	Pit Out	96.8	32.085	111.7	43.695			1:57.718		10	36.957	96.9	31.541	116.6	42.964		231.8	1:51.462	
2	37.046	102.7	33.023	108.7	43.465		231.8	1:53.534		11	40.096	91.2	34.121	111.3	Pit In		231.3	2:10.953	



## Test MotoE / Moto 3 - Portimao

### Autódromo Internacional do Algarve

Test Day

21 - 23 February 2024

Laps and Sector Times - Moto 3 Test - Portimão - 22-02-

Autodromo Internacional Algarve - 4592mtr.

3	37.336	96.5	31.553	113.4	42.660	232.3	1:51.549	12	Pit Out	95.2	34.658	103.6	44.902	7:39.392	
4	36.926	100.0	31.545	117.5	43.140	232.3	1:51.611	13	36.740	101.2	31.248	116.9	42.376	234.8	1:50.364
5	37.059	96.8	31.343	116.4	42.783	230.3	1:51.185	14	36.990	<u>104.0</u>	31.347	<u>121.5</u>	<u>42.092</u>	234.3	1:50.429
6	40.976	87.0	37.412	105.9	Pit In	231.8	2:17.096	15	36.918	98.8	<u>31.155</u>	119.3	42.207	<u>235.3</u>	<u>1:50.280</u>
7	Pit Out	98.9	32.009	111.3	42.965		17:09.509	16	<u>36.534</u>	100.7	44.509	87.9	Pit In	233.3	2:20.990
8	37.198	97.5	31.647	115.8	42.666	233.3	1:51.511	17	Pit Out	96.1	32.098	115.0	43.374		11:19.247
9	36.888	97.6	31.458	114.9	42.615	233.8	1:50.961	18	37.052	98.4	33.360	94.2	Pit In	233.3	2:15.484

12 Jacob Roulstone										GASGAS									
lap	Sect-1	Speed	Sect-2	Speed	Sect-3	Speed	TopSpeed	laptime	pit	lap	Sect-1	Speed	Sect-2	Speed	Sect-3	Speed	Topspeed	laptime	pit
1	Pit Out	91.3	33.610	110.4	42.756			2:03.353		13	36.935	102.2	31.879	110.8	Pit In		231.3	1:59.917	
2	37.045	98.5	31.627	110.1	42.180		233.3	1:50.852		14	Pit Out	100.8	31.295	113.0	42.124			11:25.826	
3	36.754	100.5	31.342	113.4	42.214		<u>234.3</u>	1:50.310		15	36.468	102.4	31.045	116.8	41.965		231.8	1:49.478	
4	36.719	100.8	31.348	112.9	42.586		233.8	1:50.653		16	36.344	102.0	30.991	<u>118.8</u>	<u>41.721</u>		<u>234.3</u>	<u>1:49.056</u>	
5	37.435	102.0	32.075	114.8	42.894		226.4	1:52.404		17	38.477	99.8	31.972	110.0	42.427		232.8	1:52.876	
6	36.731	109.8	31.982	113.3	42.619		230.8	1:51.332		18	36.640	105.0	31.316	118.4	Pit In		230.3	1:59.861	
7	36.853	105.8	32.134	114.6	Pit In		231.8	2:07.330		19	Pit Out	99.7	31.621	114.5	42.410			18:25.047	
8	Pit Out	100.4	32.052	113.6	43.160			7:59.046		20	37.032	100.6	31.452	116.9	42.475		231.3	1:50.959	
9	<u>36.137</u>	<u>111.8</u>	31.372	113.4	41.972		231.8	1:49.481		21	36.732	105.7	31.533	117.1	42.415		232.8	1:50.680	
10	36.506	99.1	31.021	116.6	42.592		232.3	1:50.119		22	36.759	108.3	32.456	115.5	42.959		231.3	1:52.174	
11	36.425	104.7	31.096	117.6	42.011		230.8	1:49.532		23	36.956	102.1	31.560	114.4	Pit In		232.3	1:59.694	
12	36.603	99.5	<u>30.923</u>	115.0	42.030		232.3	1:49.556		24									

18 Matteo Bertelle										HONDA									
lap	Sect-1	Speed	Sect-2	Speed	Sect-3	Speed	TopSpeed	laptime	pit	lap	Sect-1	Speed	Sect-2	Speed	Sect-3	Speed	Topspeed	laptime	pit
1	Pit Out	82.4	34.879	102.0	44.485			1:58.237		6	36.193	100.9	31.038	118.8	41.572		<u>234.3</u>	1:48.803	
2	37.976	94.7	31.997	112.0	42.690		230.3	1:52.663		7	38.600	99.1	33.518	114.0	Pit In		230.8	2:06.108	
3	37.168	100.0	31.424	120.8	42.370		230.3	1:50.962		8	Pit Out	91.8	32.771	116.1	41.786			9:06.028	
4	37.660	100.2	31.344	118.2	41.835		231.3	1:50.839		9	<u>35.979</u>	<u>103.0</u>	<u>30.792</u>	<u>121.1</u>	<u>41.306</u>		<u>234.3</u>	<u>1:48.077</u>	
5	36.311	101.3	31.122	118.2	41.585		233.8	1:49.018		10	41.113	84.6	36.106	101.1	Pit In		233.3	2:15.390	

19 Scott Ogden										HONDA									
lap	Sect-1	Speed	Sect-2	Speed	Sect-3	Speed	TopSpeed	laptime	pit	lap	Sect-1	Speed	Sect-2	Speed	Sect-3	Speed	Topspeed	laptime	pit
1	Pit Out	92.5	32.595	108.4	43.000			1:52.072		13	Pit Out	97.1	31.460	118.8	41.872			4:06.514	
2	37.136	<u>102.6</u>	32.792	112.0	42.748		229.3	1:52.676		14	36.609	100.8	31.009	117.6	41.605		233.3	1:49.223	
3	37.132	95.4	31.502	112.5	42.475		230.3	1:51.109		15	36.368	98.7	30.926	119.3	41.512		232.3	1:48.806	
4	36.909	98.7	31.390	113.1	42.345		228.8	1:50.644		16	<u>36.147</u>	101.1	30.863	<u>120.4</u>	<u>41.406</u>		233.3	<u>1:48.416</u>	
5	37.017	97.4	31.699	112.0	Pit In		228.8	2:02.039		17	36.375	97.6	<u>30.819</u>	116.5	41.505		<u>233.8</u>	1:48.699	
6	Pit Out	99.5	32.005	114.0	42.474			11:12.834		18	43.938	90.7	33.660	107.6	Pit In		231.8	2:12.358	
7	37.070	97.4	31.362	114.0	42.145		230.8	1:50.577		19	Pit Out	94.7	32.735	115.9	42.618			16:12.122	
8	36.679	98.5	31.434	113.9	42.148		232.8	1:50.261		20	36.642	102.5	31.170	117.6	41.883		229.3	1:49.695	
9	37.087	97.0	31.429	116.5	42.623		229.8	1:51.139		21	36.490	99.4	31.111	119.5	41.659		232.3	1:49.260	
10	36.782	97.6	31.477	116.5	Pit In		233.3	2:00.471		22	36.417	101.8	31.186	118.9	41.737		233.3	1:49.340	
11	Pit Out	100.1	32.893	110.8	43.216			12:27.492		23	40.162	83.2	37.080	96.5	Pit In		232.8	2:16.054	
12	37.312	97.2	32.227	115.9	Pit In		228.8	2:00.954		24									

22 David Almansa										HONDA									
lap	Sect-1	Speed	Sect-2	Speed	Sect-3	Speed	TopSpeed	laptime	pit	lap	Sect-1	Speed	Sect-2	Speed	Sect-3	Speed	Topspeed	laptime	pit
1	Pit Out	90.5	33.817	107.5	43.774			1:58.531		14	36.324	102.8	31.088	117.0	41.586		230.8	1:48.998	
2	37.259	101.3	32.308	113.7	43.624		232.3	1:53.191		15	<u>36.058</u>	104.9	31.198	120.0	41.888		231.3	1:49.144	
3	36.971	99.4	31.670	114.4	42.163		231.3	1:50.804		16	36.259	101.8	31.749	117.3	41.640		232.8	1:49.648	



## Test MotoE / Moto 3 - Portimao

### Autódromo Internacional do Algarve

Test Day

21 - 23 February 2024

Laps and Sector Times - Moto 3 Test - Portimão - 22-02-

Autodromo Internacional Algarve - 4592mtr.

4	37.235	98.7	31.637	113.9	42.285	230.8	1:51.157	17	36.480	106.3	31.627	117.5	41.907	231.8	1:50.014
5	36.969	100.9	31.649	113.9	42.186	227.8	1:50.804	18	38.381	99.8	32.829	116.4	Pit In	230.8	2:07.852
6	37.042	103.6	32.993	117.1	Pit In	227.8	2:11.289	19	Pit Out	100.9	35.869	116.9	41.808		14:43.977
7	Pit Out	100.6	31.488	117.3	41.694		6:56.682	20	36.084	<u>114.8</u>	33.330	116.0	44.383	<u>234.8</u>	1:53.797
8	36.294	104.2	31.093	118.0	41.282	231.8	1:48.669	21	36.200	103.7	31.209	120.3	41.249	232.8	1:48.658
9	36.127	103.8	31.046	119.2	41.865	231.3	1:49.038	22	36.313	102.2	31.073	120.5	41.382	233.3	1:48.768
10	36.396	102.6	31.281	116.1	41.670	231.3	1:49.347	23	36.179	104.7	31.049	<u>121.6</u>	41.538	232.8	1:48.766
11	36.244	102.1	31.195	116.9	41.598	230.3	1:49.037	24	38.576	98.0	31.422	116.0	41.509	230.8	1:51.507
12	38.877	97.0	32.614	113.1	Pit In	231.8	2:09.375	25	36.151	104.3	<u>30.844</u>	120.9	<u>41.179</u>	233.3	<u>1:48.174</u>
13	Pit Out	100.1	31.875	115.9	42.096		14:20.934	26	36.171	105.0	30.864	112.9	Pit In	233.3	2:06.827

24   Tatsuki Suzuki										HUSQVARNA									
lap	Sect-1	Speed	Sect-2	Speed	Sect-3	Speed	TopSpeed	laptime	pit	lap	Sect-1	Speed	Sect-2	Speed	Sect-3	Speed	Topspeed	laptime	pit
1	Pit Out	100.9	34.510	112.1	42.526			1:53.968		12	36.650	103.3	31.253	118.3	41.929		231.3	1:49.832	
2	36.695	105.0	31.765	114.8	42.275		231.8	1:50.735		13	36.750	101.1	31.290	<u>120.0</u>	41.880		229.8	1:49.920	
3	36.939	98.8	31.294	116.9	42.102		231.3	1:50.335		14	36.771	101.7	31.454	119.1	42.115		229.3	1:50.340	
4	37.184	99.0	31.727	118.6	42.042		231.8	1:50.953		15	36.866	100.8	32.221	108.4	45.160		230.8	1:54.247	
5	41.538	96.2	32.817	114.9	42.504		229.8	1:56.859		16	36.904	99.7	32.950	111.8	Pit In		232.8	2:03.620	
6	37.022	97.8	31.580	114.3	42.195		229.3	1:50.797		17	Pit Out	81.8	39.546	104.3	Pit In			19:06.312	
7	37.034	100.4	31.406	114.8	42.345		228.8	1:50.785		18	Pit Out	99.1	33.284	112.1	42.205			8:28.982	
8	37.317	98.2	31.264	112.7	42.259		225.0	1:50.840		19	36.432	99.3	31.255	119.1	<u>41.491</u>		234.3	1:49.178	
9	39.305	101.4	33.695	113.4	Pit In		215.1	2:07.310		20	<u>36.328</u>	101.2	<u>31.002</u>	118.0	41.508		234.8	<u>1:48.838</u>	
10	Pit Out	101.3	31.916	115.6	42.407			24:06.358		21	36.359	<u>107.7</u>	32.858	116.5	Pit In		<u>235.3</u>	2:03.610	
11	36.716	102.0	31.226	118.9	42.103		230.8	1:50.045		22									

31   Adrian Fernandez										HONDA									
lap	Sect-1	Speed	Sect-2	Speed	Sect-3	Speed	TopSpeed	laptime	pit	lap	Sect-1	Speed	Sect-2	Speed	Sect-3	Speed	Topspeed	laptime	pit
1	Pit Out	91.2	33.219	106.0	43.120			1:53.238		17	36.395	106.5	31.247	118.6	42.275		232.3	1:49.917	
2	37.144	101.4	31.366	115.9	42.192		227.4	1:50.702		18	36.404	100.4	30.971	123.9	41.715		231.3	1:49.090	
3	36.641	100.4	31.290	120.5	42.533		231.8	1:50.464		19	36.178	106.0	31.110	121.5	41.670		230.8	1:48.958	
4	36.638	107.9	35.487	115.8	42.477		231.3	1:54.602		20	38.380	96.6	32.832	119.3	<u>41.536</u>		229.8	1:52.748	
5	36.532	105.2	31.358	117.5	41.912		232.3	1:49.802		21	36.255	101.1	<u>30.846</u>	115.6	42.086		<u>238.4</u>	1:49.187	
6	36.581	104.9	31.485	118.0	42.161		232.3	1:50.227		22	38.648	92.7	32.471	115.5	42.756		234.8	1:53.875	
7	36.494	104.7	31.284	120.1	42.209		230.3	1:49.987		23	36.090	109.8	31.562	122.3	Pit In		232.3	1:58.325	
8	37.008	96.2	32.838	112.5	Pit In		231.3	2:02.318		24	Pit Out	98.3	33.753	103.1	45.131			10:05.609	
9	Pit Out	98.6	31.745	119.1	42.806			10:50.540		25	36.492	101.8	31.089	122.0	41.836		230.8	1:49.417	
10	36.306	<u>115.9</u>	34.373	110.0	42.423		229.3	1:53.102		26	36.365	102.3	31.171	116.3	41.937		231.8	1:49.473	
11	36.536	102.8	31.288	118.6	42.057		228.3	1:49.881		27	36.718	104.8	32.747	109.8	Pit In		230.3	2:01.044	
12	36.541	99.8	31.186	119.6	41.978		232.3	1:49.705		28	Pit Out	88.1	31.621	122.0	42.025			7:47.629	
13	37.200	97.0	32.077	110.3	Pit In		229.3	2:00.262		29	36.134	105.3	30.990	125.4	41.598		232.8	1:48.722	
14	Pit Out	103.5	30.972	<u>125.6</u>	42.104			8:57.743		30	36.078	102.5	30.939	121.9	41.626		231.8	<u>1:48.643</u>	
15	36.262	109.0	31.199	121.9	41.813		231.8	1:49.274		31	<u>36.067</u>	106.6	31.773	96.1	Pit In		231.8	2:21.828	
16	36.222	103.0	30.997	120.7	41.752		231.3	1:48.971		32									

36   Angel Piqueras										HONDA									
lap	Sect-1	Speed	Sect-2	Speed	Sect-3	Speed	TopSpeed	laptime	pit	lap	Sect-1	Speed	Sect-2	Speed	Sect-3	Speed	Topspeed	laptime	pit
1	Pit Out	89.9	32.846	116.0	43.091			1:54.154		13	36.574	99.9	31.166	117.4	41.892		231.3	1:49.632	
2	37.290	96.9	31.763	116.1	42.476		229.3	1:51.529		14	40.234	93.6	33.093	110.0	Pit In		231.3	2:07.006	
3	37.150	97.0	31.668	114.5	42.484		232.3	1:51.302		15	Pit Out	94.0	31.988	114.4	42.141			8:19.355	
4	37.006	97.2	31.615	115.9	46.614		231.8	1:55.235		16	36.738	100.2	31.131	118.6	41.643		232.3	1:49.512	
5	36.603	<u>104.8</u>	31.545	113.2	42.009		<u>236.8</u>	1:50.157		17	36.371	102.6	31.101	117.4	<u>41.444</u>		233.3	1:48.916	



## Test MotoE / Moto 3 - Portimao

### Autódromo Internacional do Algarve

Test Day

21 - 23 February 2024

Laps and Sector Times - Moto 3 Test - Portimão - 22-02-

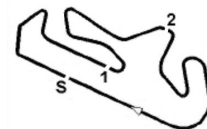
Autodromo Internacional Algarve - 4592mtr.

6	36.751	101.0	31.522	114.5	42.161	234.8	1:50.434	18	<u>36.231</u>	103.7	31.030	117.0	41.543	232.8	<u>1:48.804</u>
7	40.069	96.9	35.393	112.4	Pit In	233.8	2:10.641	19	38.235	94.0	36.318	107.7	Pit In	229.3	2:09.827
8	Pit Out	90.2	32.265	113.0	42.681		28:27.374	20	Pit Out	93.2	32.518	113.2	42.305		12:42.273
9	37.168	96.4	31.253	115.3	41.961	230.8	1:50.382	21	36.881	99.4	31.094	118.3	41.564	232.3	1:49.539
10	36.877	94.4	31.184	115.9	41.911	232.3	1:49.972	22	36.391	102.7	31.059	118.3	41.529	232.8	1:48.979
11	36.470	100.0	31.108	118.0	41.661	232.8	1:49.239	23	41.170	95.8	31.670	117.3	Pit In	232.3	2:06.865
12	36.444	101.0	<u>31.025</u>	<u>118.7</u>	42.141	233.3	1:49.610	24							

48 Ivan Ortola										KTM									
lap	Sect-1	Speed	Sect-2	Speed	Sect-3	Speed	TopSpeed	laptime	pit	lap	Sect-1	Speed	Sect-2	Speed	Sect-3	Speed	Topspeed	laptime	pit
1	Pit Out	96.5	32.573	108.5	42.711			1:51.178		14	Pit Out	98.2	31.021	119.9	41.576			8:23.927	
2	36.944	98.0	31.416	110.5	41.996		226.4	1:50.356		15	36.073	<u>104.9</u>	30.804	117.4	41.039		229.8	1:47.916	
3	36.655	97.8	31.130	118.9	42.002		226.9	1:49.787		16	36.279	101.9	<u>30.723</u>	118.2	41.195		229.3	1:48.197	
4	36.644	100.8	31.205	113.4	41.990		229.3	1:49.839		17	36.245	102.1	30.879	113.9	41.349		229.3	1:48.473	
5	36.436	101.5	31.290	116.6	41.589		227.4	1:49.315		18	36.138	103.9	30.851	115.5	41.418		229.3	1:48.407	
6	36.391	101.3	31.213	111.3	41.947		230.3	1:49.551		19	36.160	104.5	30.930	117.5	41.597		229.3	1:48.687	
7	36.399	101.2	31.311	113.6	41.962		228.8	1:49.672		20	36.325	100.7	31.196	115.0	41.684		229.3	1:49.205	
8	38.362	100.4	31.789	109.9	Pit In		227.8	2:00.657		21	39.612	98.5	31.822	112.4	Pit In		226.4	2:01.666	
9	Pit Out	96.1	31.794	113.3	42.043			21:35.469		22	Pit Out	99.3	31.295	114.3	42.719			18:13.091	
10	36.862	100.7	31.070	116.3	41.695		230.8	1:49.627		23	<u>35.968</u>	101.6	30.770	115.6	<u>41.022</u>		232.8	<u>1:47.760</u>	
11	36.630	102.5	31.208	111.7	41.953		227.8	1:49.791		24	36.299	97.0	31.816	108.5	42.637		<u>236.3</u>	1:50.752	
12	36.446	102.6	31.016	117.0	41.549		227.8	1:49.011		25	36.599	103.3	31.632	114.8	Pit In		229.8	1:58.400	
13	37.172	100.8	31.262	<u>121.2</u>	Pit In		230.3	2:01.117		26									

54 Riccardo Rossi										KTM									
lap	Sect-1	Speed	Sect-2	Speed	Sect-3	Speed	TopSpeed	laptime	pit	lap	Sect-1	Speed	Sect-2	Speed	Sect-3	Speed	Topspeed	laptime	pit
1	Pit Out	85.5	33.504	103.8	44.457			1:54.900		16	36.952	95.7	31.525	110.9	42.734		228.8	1:51.211	
2	38.749	88.0	32.450	107.4	43.656		225.0	1:54.855		17	37.162	90.8	31.514	110.4	42.632		229.3	1:51.308	
3	37.947	91.3	32.184	108.0	43.351		225.5	1:53.482		18	37.024	96.2	31.387	109.2	42.714		229.3	1:51.125	
4	37.822	94.4	32.073	110.7	43.359		225.0	1:53.254		19	37.056	92.7	31.251	109.6	42.339		229.3	1:50.646	
5	37.468	100.2	32.194	110.2	43.305		226.9	1:52.967		20	39.912	86.2	35.259	109.1	Pit In		228.3	2:11.601	
6	37.527	93.7	31.949	110.5	43.176		227.4	1:52.652		21	Pit Out	87.6	39.743	107.8	43.487			15:14.482	
7	37.480	94.9	32.047	109.4	43.154		229.8	1:52.681		22	37.053	94.2	31.267	112.0	<u>42.188</u>		230.3	1:50.508	
8	37.516	92.5	31.784	110.9	43.045		229.8	1:52.345		23	36.787	95.7	31.274	113.8	42.244		229.8	1:50.305	
9	37.419	96.9	32.011	109.5	43.108		228.3	1:52.538		24	36.724	96.1	<u>31.158</u>	113.9	42.225		228.3	1:50.107	
10	37.141	101.1	43.566	98.6	48.757		227.8	2:09.464		25	<u>36.604</u>	97.8	31.189	<u>114.3</u>	42.190		228.3	<u>1:49.983</u>	
11	37.595	90.4	31.939	108.4	Pit In		229.3	2:07.142		26	37.033	108.8	41.956	99.6	Pit In		228.8	2:15.152	
12	Pit Out	102.3	37.444	103.0	43.386			15:36.824		27	Pit Out	<u>121.8</u>	38.716	110.5	42.799			12:18.718	
13	37.486	90.2	31.567	110.3	42.908		229.3	1:51.961		28	36.861	94.6	31.508	111.3	50.183		<u>231.8</u>	1:58.552	
14	37.028	91.9	31.569	113.1	42.730		229.8	1:51.327		29	36.739	96.8	31.517	108.0	Pit In		230.8	2:23.516	
15	37.098	93.9	31.532	109.8	42.931		228.8	1:51.561		30									

55 Noah Dettwiler										KTM									
lap	Sect-1	Speed	Sect-2	Speed	Sect-3	Speed	TopSpeed	laptime	pit	lap	Sect-1	Speed	Sect-2	Speed	Sect-3	Speed	Topspeed	laptime	pit
1	Pit Out	98.4	33.372	106.7	47.128			1:57.782		13	37.151	104.0	31.750	117.8	42.737		225.0	1:51.638	
2	38.296	95.9	32.434	111.9	43.554		222.7	1:54.284		14	37.187	101.6	31.758	111.2	42.765		225.9	1:51.710	
3	37.671	99.7	32.158	112.6	43.348		225.0	1:53.177		15	36.939	103.3	<u>31.609</u>	<u>118.6</u>	<u>42.580</u>		229.3	<u>1:51.128</u>	
4	37.769	101.2	32.014	113.6	43.136		222.7	1:52.919		16	36.769	110.1	33.123	116.3	Pit In		226.9	2:02.044	
5	37.501	99.1	31.946	113.3	43.235		224.5	1:52.682		17	Pit Out	102.0	33.575	117.9	46.460			25:53.265	
6	40.308	107.1	35.070	113.3	43.711		225.0	1:59.089		18	36.763	104.8	31.815	117.3	42.713		<u>229.8</u>	1:51.291	
7	37.394	111.9	37.605	112.6	Pit In		226.4	2:08.762		19	37.043	101.7	32.397	93.7	Pit In		228.8	2:07.596	



## Test MotoE / Moto 3 - Portimao

### Autódromo Internacional do Algarve

Test Day

21 - 23 February 2024

Laps and Sector Times - Moto 3 Test - Portimão - 22-02-

Autodromo Internacional Algarve - 4592mtr.

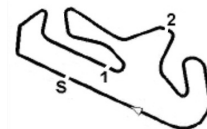
8	Pit Out	97.8	32.171	112.3	43.166		10:20.972	20	Pit Out	93.2	34.629	102.5	Pit In		13:03.643	
9		37.260	102.0	31.742	115.3	42.681	226.4	1:51.683	21	Pit Out	91.8	32.773	115.5	43.314	6:20.940	
10		<u>36.730</u>	<u>120.0</u>	37.830	115.0	42.888	226.4	1:57.448	22	37.282	99.4	31.699	115.5	42.759	228.8	1:51.740
11		37.007	106.1	31.936	114.5	42.671	226.9	1:51.614	23	37.115	101.4	31.641	118.3	42.803	228.3	1:51.559
12		37.040	102.9	31.699	114.0	42.709	225.9	1:51.448	24	42.756	87.6	35.914	107.0	Pit In	227.4	2:14.511

58 Luca Lunetta										HONDA									
lap	Sect-1	Speed	Sect-2	Speed	Sect-3	Speed	TopSpeed	laptime	pit	lap	Sect-1	Speed	Sect-2	Speed	Sect-3	Speed	Topspeed	laptime	pit
1	Pit Out	<u>106.3</u>	38.827	111.0	43.621			2:04.695		16	Pit Out	91.0	32.046	115.9	42.726			9:44.766	
2		37.145	99.8	31.499	116.1	42.288	230.3	1:50.932		17	36.942	95.1	31.168	116.8	41.858		232.3	1:49.968	
3		37.095	96.8	31.455	115.4	42.225	231.8	1:50.775		18	36.534	99.8	31.029	120.1	41.749		234.3	1:49.312	
4		36.903	96.9	31.380	116.0	42.337	233.8	1:50.620		19	36.354	99.4	30.938	118.2	41.597		233.8	1:48.889	
5		36.798	98.5	31.138	<u>121.5</u>	41.786	235.8	1:49.722		20	36.400	98.8	30.972	117.0	<u>41.415</u>		234.8	<u>1:48.787</u>	
6		36.736	100.1	31.130	119.7	41.838	<u>241.1</u>	1:49.704		21	36.741	96.9	31.096	115.0	44.176		240.0	1:52.013	
7		36.800	99.0	31.169	120.3	41.859	235.3	1:49.828		22	36.418	98.9	<u>30.872</u>	120.1	41.582		237.4	1:48.872	
8		36.913	96.4	31.274	119.1	42.027	235.8	1:50.214		23	41.048	92.3	33.934	113.7	Pit In		235.3	2:06.332	
9		36.932	95.7	31.292	115.4	42.166	231.3	1:50.390		24	Pit Out	92.8	32.287	114.3	42.596			14:01.392	
10		38.932	91.4	32.658	120.0	Pit In	232.8	2:04.369		25	36.774	95.9	31.263	118.4	42.217		233.8	1:50.254	
11	Pit Out	83.3	34.279	109.6	43.157			9:21.202		26	36.677	99.6	31.244	119.1	42.090		234.3	1:50.011	
12		36.903	96.4	31.149	118.2	41.826	232.8	1:49.878		27	37.590	94.8	33.409	111.0	Pit In		233.3	2:03.553	
13		36.562	97.0	31.030	116.0	44.193	234.8	1:51.785		28	Pit Out	84.5	35.768	105.3	43.703			10:24.605	
14		36.538	100.8	31.054	116.0	41.690	233.8	1:49.282		29	37.005	97.3	31.159	117.8	42.038		234.8	1:50.202	
15		36.419	101.9	31.276	118.8	Pit In	234.3	2:07.170		30	<u>36.244</u>	98.5	30.934	119.3	41.969		238.4	1:49.147	

64 David Munoz										KTM									
lap	Sect-1	Speed	Sect-2	Speed	Sect-3	Speed	TopSpeed	laptime	pit	lap	Sect-1	Speed	Sect-2	Speed	Sect-3	Speed	Topspeed	laptime	pit
1	Pit Out	89.2	32.718	106.3	42.871			1:51.248		7	38.937	91.2	33.215	105.0	Pit In		214.3	2:05.404	
2		37.388	95.1	31.750	<u>111.0</u>	42.863	230.3	1:52.001		8	Pit Out	83.8	33.750	102.5	Pit In			22:08.217	
3		42.464	93.3	32.570	106.5	Pit In	226.9	2:05.808		9	Pit Out	85.9	34.310	103.5	Pit In			6:47.626	
4	Pit Out	86.6	33.088	110.4	42.045			37:13.039		10	Pit Out	88.1	33.177	105.7	43.662			12:41.613	
5		37.095	96.2	<u>31.176</u>	<u>111.0</u>	<u>41.946</u>	<u>235.3</u>	<u>1:50.217</u>		11	<u>36.852</u>	95.7	34.905	98.4	Pit In		230.8	2:15.140	
6		36.909	<u>97.4</u>	31.325	109.5	42.303	229.3	1:50.537		12									

66 Joel Kelso										KTM									
lap	Sect-1	Speed	Sect-2	Speed	Sect-3	Speed	TopSpeed	laptime	pit	lap	Sect-1	Speed	Sect-2	Speed	Sect-3	Speed	Topspeed	laptime	pit
1	Pit Out	99.6	32.090	111.9	43.752			1:58.078		9	36.527	101.0	31.008	118.4	42.345		232.3	1:49.880	
2		36.849	99.2	31.152	114.6	42.704	227.8	1:50.705		10	36.570	101.1	<u>30.969</u>	<u>122.2</u>	42.492		230.3	1:50.031	
3		<u>36.511</u>	<u>103.9</u>	31.146	116.6	<u>42.115</u>	227.4	<u>1:49.772</u>		11	38.782	98.8	31.137	121.3	42.431		230.3	1:52.350	
4		36.523	102.3	31.152	117.0	42.627	229.8	1:50.302		12	39.954	98.3	33.569	115.0	Pit In		231.8	2:12.520	
5		36.762	101.2	31.558	116.4	48.191	228.3	1:56.511		13	Pit Out	87.7	37.055	100.7	Pit In			18:35.976	
6		36.529	99.7	31.164	118.7	42.410	232.3	1:50.103		14	Pit Out	92.5	31.709	114.8	44.013			21:21.479	
7		37.927	95.3	33.225	113.6	Pit In	232.3	2:08.413		15	36.643	100.5	34.003	99.2	Pit In		<u>233.3</u>	2:10.255	
8	Pit Out	96.9	31.897	117.5	42.758			26:27.312		16									

70 Joshua Whatley										HONDA									
lap	Sect-1	Speed	Sect-2	Speed	Sect-3	Speed	TopSpeed	laptime	pit	lap	Sect-1	Speed	Sect-2	Speed	Sect-3	Speed	Topspeed	laptime	pit
1	Pit Out	87.6	36.526	100.6	47.290			2:08.074		11	36.805	102.3	31.093	<u>120.7</u>	41.604		231.8	1:49.502	
2		37.297	102.9	37.035	108.9	42.437	230.3	1:56.769		12	36.459	101.8	<u>30.872</u>	114.9	42.063		<u>233.8</u>	1:49.394	
3		37.233	96.8	31.414	107.2	46.075	229.8	1:54.722		13	36.603	101.5	31.001	113.6	<u>41.330</u>		231.3	<u>1:48.934</u>	
4		37.023	101.5	31.471	114.4	41.856	229.8	1:50.350		14	<u>36.324</u>	<u>104.9</u>	32.139	115.8	43.427		232.8	1:51.890	
5		36.753	99.5	31.287	116.9	41.754	226.4	1:49.794		15	36.689	99.2	30.901	116.8	41.570		229.3	1:49.160	



## Test MotoE / Moto 3 - Portimao

### Autódromo Internacional do Algarve

Test Day

21 - 23 February 2024

Laps and Sector Times - Moto 3 Test - Portimão - 22-02-

Autodromo Internacional Algarve - 4592mtr.

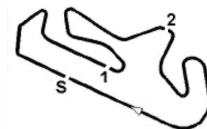
6	36.692	100.0	32.562	99.4	52.586	228.3	2:01.840	16	46.663	97.6	33.264	109.8	Pit In	229.3	2:16.174
7	37.119	98.1	31.256	113.6	41.945	227.4	1:50.320	17	Pit Out	98.4	33.593	109.3	46.673		17:52.313
8	36.787	99.3	31.176	114.4	41.999	226.9	1:49.962	18	36.849	98.1	31.376	116.4	42.074	224.5	1:50.299
9	39.512	95.7	38.370	106.6	Pit In	227.8	2:14.633	19	36.616	101.4	39.319	107.1	45.122	230.3	2:01.057
10	Pit Out	96.2	32.364	113.7	45.205		25:51.356	20	49.720	76.4	41.578	97.8	Pit In	224.5	2:29.762

72 Taiyo Furusato										HONDA									
lap	Sect-1	Speed	Sect-2	Speed	Sect-3	Speed	TopSpeed	laptime	pit	lap	Sect-1	Speed	Sect-2	Speed	Sect-3	Speed	Topspeed	laptime	pit
1	Pit Out	96.2	31.548	114.0	42.589			1:48.827		13	36.729	98.4	31.049	118.6	42.239		230.3	1:50.017	
2	17:49.925	95.1	31.828	116.8	42.649		233.3	19:04.402		14	36.600	99.4	31.186	118.7	42.082		229.3	1:49.868	
3	36.917	97.3	30.949	117.0	41.908		229.8	1:49.774		15	36.485	103.2	31.428	115.0	42.652		232.3	1:50.565	
4	36.540	98.3	31.036	118.3	42.095		233.8	1:49.671		16	36.994	99.0	31.424	116.8	42.449		228.8	1:50.867	
5	36.493	97.0	30.925	115.9	41.776		233.8	1:49.194		17	41.631	92.0	37.753	110.9	Pit In		223.1	2:14.917	
6	36.352	101.7	31.331	117.3	42.723		234.8	1:50.406		18	Pit Out	98.8	32.212	119.5	45.672			13:47.075	
7	36.680	98.8	31.125	117.1	42.484		229.8	1:50.289		19	<u>36.228</u>	102.5	31.021	118.7	41.854		<u>235.3</u>	1:49.103	
8	36.578	<u>103.7</u>	31.419	117.5	42.448		230.8	1:50.445		20	36.364	100.0	30.896	120.3	<u>41.709</u>		231.3	<u>1:48.969</u>	
9	37.465	96.8	32.155	115.1	Pit In		230.8	2:02.220		21	36.428	98.8	<u>30.746</u>	<u>120.8</u>	41.892		232.8	1:49.066	
10	Pit Out	96.9	31.214	117.4	42.260			12:14.714		22	36.391	100.4	30.875	119.3	41.795		232.8	1:49.061	
11	36.722	98.9	31.121	118.3	42.285		231.3	1:50.128		23	41.803	83.7	34.698	105.1	Pit In		231.3	2:16.988	
12	36.579	99.4	31.188	119.2	42.010		230.3	1:49.777		24									

78 Joel Esteban										CFMOTO									
lap	Sect-1	Speed	Sect-2	Speed	Sect-3	Speed	TopSpeed	laptime	pit	lap	Sect-1	Speed	Sect-2	Speed	Sect-3	Speed	Topspeed	laptime	pit
1	Pit Out	97.6	32.168	117.9	42.609			1:51.095		12	36.460	104.7	30.996	118.9	41.903		232.8	1:49.359	
2	37.016	100.9	31.682	118.6	42.358		231.8	1:51.056		13	36.244	107.7	31.196	118.9	41.985		232.3	1:49.425	
3	36.600	103.0	31.387	119.1	42.160		231.8	1:50.147		14	36.234	106.4	31.271	121.2	42.068		231.3	1:49.573	
4	36.741	102.5	31.186	119.6	42.057		230.8	1:49.984		15	36.350	104.5	31.028	122.0	41.938		232.8	1:49.316	
5	36.520	104.9	31.145	120.9	41.883		233.3	1:49.548		16	37.139	100.4	33.818	112.1	Pit In		233.3	2:06.031	
6	36.553	102.2	31.094	<u>123.6</u>	42.215		233.3	1:49.862		17	Pit Out	104.2	35.812	114.2	42.387			14:23.397	
7	36.306	108.5	31.291	121.2	42.268		232.8	1:49.865		18	36.245	104.2	<u>30.886</u>	118.7	44.879		232.8	1:52.010	
8	36.417	106.5	31.068	120.1	41.869		230.3	1:49.354		19	36.404	102.0	31.045	116.4	42.772		234.8	1:50.221	
9	36.378	106.5	31.406	106.8	Pit In		232.8	2:02.719		20	<u>36.009</u>	<u>109.3</u>	31.001	117.5	41.828		234.8	1:48.838	
10	Pit Out	98.4	32.337	119.5	42.459			16:01.632		21	36.086	109.1	31.055	118.2	<u>41.672</u>		<u>236.3</u>	<u>1:48.813</u>	
11	37.003	104.3	30.988	118.8	41.839		230.3	1:49.830		22	37.736	93.1	34.286	112.6	Pit In		232.3	2:06.938	

80 David Alonso										CFMOTO									
lap	Sect-1	Speed	Sect-2	Speed	Sect-3	Speed	TopSpeed	laptime	pit	lap	Sect-1	Speed	Sect-2	Speed	Sect-3	Speed	Topspeed	laptime	pit
1	Pit Out	92.0	32.735	104.7	43.350			1:55.578		11	36.687	106.0	31.069	111.2	Pit In		232.8	1:57.645	
2	37.021	99.9	31.478	110.4	42.833		230.8	1:51.332		12	Pit Out	103.1	31.265	112.3	41.560			19:39.162	
3	36.438	103.3	31.239	110.4	41.934		233.3	1:49.611		13	35.828	104.5	30.625	114.2	41.181		233.8	1:47.634	
4	36.291	105.7	31.083	113.0	41.555		234.3	1:48.929		14	<u>35.751</u>	106.2	30.514	116.0	<u>41.069</u>		234.3	1:47.334	
5	42.182	91.8	32.900	103.2	Pit In		234.8	2:06.129		15	35.755	105.2	<u>30.341</u>	<u>118.6</u>	41.156		<u>236.8</u>	<u>1:47.252</u>	
6	Pit Out	91.6	32.609	106.3	42.570			10:03.472		16	35.923	105.2	30.486	115.3	41.260		233.3	1:47.669	
7	36.368	101.4	30.942	110.4	41.655		233.8	1:48.965		17	36.665	101.4	31.290	113.0	Pit In		232.8	1:59.150	
8	36.146	103.2	30.710	112.4	41.337		231.8	1:48.193		18	Pit Out	90.7	32.326	101.5	42.409			25:11.003	
9	35.926	106.4	30.571	116.3	41.430		233.8	1:47.927		19	36.044	102.5	30.816	111.2	41.154		<u>236.8</u>	1:48.014	
10	35.806	<u>108.4</u>	30.510	115.8	41.421		232.8	1:47.737		20	38.654	91.8	34.637	105.2	Pit In		235.8	2:08.218	

82 Stefano Nepa										KTM									
lap	Sect-1	Speed	Sect-2	Speed	Sect-3	Speed	TopSpeed	laptime	pit	lap	Sect-1	Speed	Sect-2	Speed	Sect-3	Speed	Topspeed	laptime	pit
1	Pit Out	91.0	33.007	104.9	42.979			1:55.533		13	36.208	109.1	31.924	113.9	41.719		232.8	1:49.851	



## Test MotoE / Moto 3 - Portimao

### Autódromo Internacional do Algarve

Test Day

21 - 23 February 2024

Laps and Sector Times - Moto 3 Test - Portimão - 22-02-

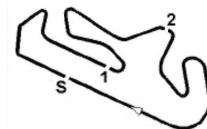
Autodromo Internacional Algarve - 4592mtr.

2	37.117	95.9	31.818	110.5	42.339	232.8	1:51.274	14	36.481	99.7	31.150	112.4	41.937	233.8	1:49.568
3	36.737	100.1	31.730	110.0	42.201	231.8	1:50.668	15	36.673	98.3	31.193	115.3	41.817	233.8	1:49.683
4	36.690	98.5	31.413	110.3	41.868	230.8	1:49.971	16	36.427	102.4	31.328	115.6	Pit In	232.3	1:58.391
5	36.515	102.1	31.406	113.6	41.941	230.8	1:49.862	17	Pit Out	94.9	31.985	109.8	42.202		18:07.610
6	36.458	105.0	31.563	114.9	41.829	231.8	1:49.850	18	36.418	100.1	31.166	113.4	41.489	<u>234.3</u>	1:49.073
7	39.843	95.0	32.727	104.8	42.592	232.8	1:55.162	19	36.333	99.7	31.154	113.2	41.464	<u>234.3</u>	1:48.951
8	36.629	99.1	31.392	110.2	41.846	229.8	1:49.867	20	36.254	101.8	<u>31.015</u>	109.1	46.983	<u>234.3</u>	1:54.252
9	37.334	<u>116.1</u>	39.308	110.9	Pit In	229.8	2:09.930	21	36.275	102.9	31.040	115.4	41.397	232.8	1:48.712
10	Pit Out	92.2	33.043	104.5	42.566		19:08.263	22	<u>36.037</u>	107.5	31.281	<u>115.8</u>	<u>41.333</u>	233.8	1:48.651
11	36.651	95.7	31.522	113.0	41.812	233.3	1:49.985	23	36.072	103.5	31.056	113.1	41.450	233.8	<u>1:48.578</u>
12	36.495	99.4	31.302	114.0	41.826	233.3	1:49.623	24	36.101	103.5	31.872	106.2	Pit In	<u>234.3</u>	2:04.167

85		Xabi Xurutuza								KTM									
lap	Sect-1	Speed	Sect-2	Speed	Sect-3	Speed	TopSpeed	laptime	pit	lap	Sect-1	Speed	Sect-2	Speed	Sect-3	Speed	Topspeed	laptime	pit
1	Pit Out	93.2	32.113	115.4	42.661			1:49.179		10	36.665	106.4	32.469	113.8	Pit In		229.8	2:01.188	
2	37.090	96.7	31.456	115.5	42.190		231.3	1:50.736		11	Pit Out	99.3	31.439	117.4	42.265			17:44.914	
3	36.962	99.7	31.404	<u>118.3</u>	42.116		230.8	1:50.482		12	<u>36.235</u>	105.1	31.371	114.5	<u>41.606</u>		<u>237.4</u>	1:49.212	
4	36.667	102.3	31.120	115.3	41.947		229.8	1:49.734		13	36.296	99.0	31.080	117.4	41.632		234.8	<u>1:49.008</u>	
5	36.613	99.2	31.207	115.6	42.293		232.8	1:50.113		14	36.259	102.7	<u>31.073</u>	116.3	43.327		234.3	1:50.659	
6	38.260	<u>107.1</u>	32.497	109.0	Pit In		225.5	2:06.065		15	37.920	104.7	33.269	116.3	44.520		235.8	1:55.709	
7	Pit Out	98.5	31.721	108.8	42.342			15:06.983		16	59.452	93.5	35.785	114.8	Pit In		236.3	2:29.747	
8	36.617	101.7	31.551	115.4	42.231		230.8	1:50.399		17	Pit Out	97.6	31.863	115.4	Pit In			14:38.827	
9	36.990	97.7	31.464	114.3	42.071		230.8	1:50.525		18									

95		Collin Veijer								HUSQVARNA									
lap	Sect-1	Speed	Sect-2	Speed	Sect-3	Speed	TopSpeed	laptime	pit	lap	Sect-1	Speed	Sect-2	Speed	Sect-3	Speed	Topspeed	laptime	pit
1	Pit Out	98.1	32.251	109.1	42.994			1:54.515		15	Pit Out	99.4	31.357	115.9	42.144			19:32.727	
2	37.063	98.1	31.690	113.2	42.872		230.8	1:51.625		16	36.679	99.1	31.022	118.3	42.026		232.3	1:49.727	
3	37.292	98.9	34.382	110.3	46.778		229.3	1:58.452		17	36.495	99.4	31.010	119.5	41.896		232.3	1:49.401	
4	36.985	96.9	31.594	114.4	42.418		233.8	1:50.997		18	36.465	98.6	30.936	<u>120.8</u>	41.759		231.8	1:49.160	
5	36.777	95.6	31.478	114.0	42.328		233.3	1:50.583		19	36.392	100.7	30.970	119.5	43.961		232.8	1:51.323	
6	36.738	94.7	31.439	114.4	Pit In		233.8	1:58.214		20	36.673	99.3	36.309	98.2	Pit In		232.8	2:10.749	
7	Pit Out	94.4	31.776	115.8	42.626			9:39.241		21	Pit Out	85.1	35.680	107.7	Pit In			13:48.000	
8	36.506	99.5	31.091	117.4	42.000		230.8	1:49.597		22	Pit Out	96.7	31.788	117.9	41.865			4:38.110	
9	36.400	99.7	31.221	119.3	42.019		231.8	1:49.640		23	36.250	100.8	30.858	120.4	41.498		233.8	1:48.606	
10	36.980	98.5	31.320	115.5	42.328		231.8	1:50.628		24	36.153	<u>101.2</u>	<u>30.818</u>	119.2	<u>41.392</u>		233.3	<u>1:48.363</u>	
11	36.598	99.5	31.089	120.1	41.838		230.8	1:49.525		25	<u>36.125</u>	100.3	31.056	113.0	42.836		233.8	1:50.017	
12	36.372	100.2	30.949	119.5	41.900		233.3	1:49.221		26	36.205	99.0	30.831	116.3	41.485		234.8	1:48.521	
13	36.271	99.0	31.028	117.3	41.739		233.3	1:49.038		27	38.337	94.3	32.388	112.9	Pit In		233.3	2:05.911	
14	36.547	93.6	31.692	114.2	Pit In		<u>236.3</u>	1:59.492		28									

96		Daniel Holgado								GASGAS									
lap	Sect-1	Speed	Sect-2	Speed	Sect-3	Speed	TopSpeed	laptime	pit	lap	Sect-1	Speed	Sect-2	Speed	Sect-3	Speed	Topspeed	laptime	pit
1	Pit Out	95.6	32.977	114.0	49.352			1:59.432		9	35.824	103.4	30.585	118.6	<u>41.197</u>		233.8	<u>1:47.606</u>	
2	37.185	99.6	31.334	115.4	42.570		230.3	1:51.089		10	35.719	106.2	30.659	113.6	41.253		235.3	1:47.631	
3	36.646	98.5	31.147	119.9	42.466		231.8	1:50.259		11	35.710	104.5	<u>30.579</u>	119.1	41.378		233.8	1:47.667	
4	36.295	105.4	31.344	117.1	42.734		231.8	1:50.373		12	<u>35.534</u>	<u>108.9</u>	30.769	<u>120.5</u>	41.596		233.8	1:47.899	
5	36.326	101.9	31.169	117.8	42.105		232.3	1:49.600		13	40.790	90.8	33.375	114.2	Pit In		230.3	2:11.313	
6	38.558	92.5	33.135	116.1	Pit In		232.8	2:07.327		14	Pit Out	97.3	31.342	113.9	42.447			14:41.666	
7	Pit Out	82.6	35.728	112.5	42.557			13:31.011		15	35.866	101.9	30.685	120.1	41.470		234.8	1:48.021	
8	35.802	105.5	30.612	120.4	41.450		233.8	1:47.864		16	36.050	101.2	30.614	118.7	41.309		<u>235.8</u>	1:47.973	



Test MotoE / Moto 3 - Portimao  
Autódromo Internacional do Algarve

Test Day

21 - 23 February 2024

Laps and Sector Times - Moto 3 Test - Portimão - 22-02-

Autodromo Internacional Algarve - 4592mtr.

99		Jose Antonio Rueda								KTM									
lap	Sect-1	Speed	Sect-2	Speed	Sect-3	Speed	TopSpeed	laptime	pit	lap	Sect-1	Speed	Sect-2	Speed	Sect-3	Speed	Topspeed	laptime	pit
1	Pit Out	98.3	32.040	107.4	42.461			1:49.196		9	37.018	100.9	31.138	115.6	42.898		232.3	1:51.054	
2	36.585	103.0	31.359	112.3	41.752		233.3	1:49.696		10	36.261	103.3	31.076	114.3	41.410		234.8	1:48.747	
3	36.279	102.2	31.107	111.1	41.691		233.3	1:49.077		11	36.057	<u>107.1</u>	31.498	113.6	Pit In		<u>235.8</u>	1:59.334	
4	36.138	101.0	30.912	114.3	41.663		232.8	1:48.713		12	Pit Out	98.7	31.167	114.4	42.974			11:42.137	
5	36.211	103.5	30.885	110.3	41.551		<u>235.8</u>	1:48.647		13	35.966	104.9	<u>30.631</u>	116.4	41.260		233.3	1:47.857	
6	36.455	100.2	31.081	114.6	Pit In		233.8	1:58.231		14	<u>35.810</u>	106.4	30.681	<u>117.4</u>	<u>41.231</u>		<u>235.8</u>	<u>1:47.722</u>	
7	Pit Out	96.0	32.016	102.6	46.334			24:50.894		15	40.129	91.2	32.941	109.5	Pit In		<u>235.8</u>	2:11.363	
8	36.161	101.3	31.035	115.8	41.323		<u>235.8</u>	1:48.519		16	Pit Out	80.6	34.808	101.9	Pit In			14:48.570	