

## PSCSE - Test Day

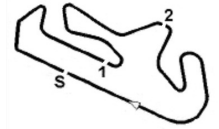
Test Day

25 - 26 January 2024

Laptimes - PSCSE Test Day 26-01-2024 - PM

Autodromo Internacional Algarve - 4652mtr.

Nbr	Name	Laps	lap	Lap ..1	Lap ..2	Lap ..3	Lap ..4	Lap ..5	Lap ..6	Lap ..7	Lap ..8	Lap ..9	Lap ..0
32	Robin Knutsson	57	1 - 10	1:53.479	1:49.084	1:47.198	1:46.232	1:46.089	1:46.118	1:52.561	7:45.704	1:51.822	1:46.283
			11 - 20	1:47.112	1:45.774	1:51.596	1:46.821	2:02.810	7:38.960	1:49.040	1:47.793	1:45.758	1:46.100
			21 - 30	1:55.258	1:47.098	1:59.424	8:33.595	1:50.489	1:46.819	1:51.373	1:45.687	1:49.160	1:58.112
			31 - 40	40:42.111	1:46.399	1:45.918	1:46.101	1:48.082	1:45.683	1:47.332	1:45.804	1:53.295	9:22.508
			41 - 50	1:49.983	2:01.863	1:54.253	1:47.007	1:45.448	1:48.284	1:48.227	1:47.842	1:52.332	12:47.272
			51 - 60	1:48.290	1:45.317	1:58.226	1:45.133	1:47.981	1:44.980	1:53.862			
77	Jules Grouw els	52	1 - 10	2:33.690	6:10.903	2:50.653	2:59.817	1:52.014	1:54.280	1:51.160	1:50.766	1:52.978	1:50.688
			11 - 20	2:01.887	8:21.830	1:50.101	1:51.283	1:49.781	1:50.768	1:51.732	1:50.426	1:49.821	1:50.312
			21 - 30	1:49.012	1:48.702	1:49.347	1:59.385	9:47.591	1:50.675	1:51.512	1:48.783	1:48.712	1:49.178
			31 - 40	1:48.499	2:00.603	15:02.906	1:53.785	1:50.115	1:47.865	1:48.332	1:47.878	1:48.079	1:48.570
			41 - 50	1:48.640	1:48.417	1:47.912	2:14.397	9:06.110	1:49.613	1:47.980	2:02.885	3:37.057	1:48.229
			51 - 60	1:48.790	2:09.686								
989	Henk van Norel	51	1 - 10	2:05.693	1:58.028	1:56.869	1:57.600	1:56.560	1:56.361	1:58.825	1:57.233	2:06.136	7:42.077
			11 - 20	2:00.573	1:57.765	2:04.404	9:18.241	1:56.228	1:59.244	1:56.805	1:54.656	1:59.491	1:54.463
			21 - 30	1:57.448	1:57.380	1:57.119	1:56.110	1:55.555	1:58.175	1:55.594	1:57.634	2:17.429	49:50.292
			31 - 40	1:56.603	1:57.570	1:55.666	1:56.079	1:55.683	1:54.103	1:58.548	1:55.896	1:59.691	1:56.910
			41 - 50	1:55.045	1:53.232	2:09.216	4:12.266	1:56.766	1:55.881	1:53.666	1:55.762	1:56.172	1:55.938
			51 - 60	2:18.918									
47	Alexander Reimann	48	1 - 10	2:22.441	2:02.436	1:47.886	1:46.971	1:46.502	1:47.160	1:52.604	1:53.519	2:33.414	5:40.049
			11 - 20	1:47.941	1:55.802	11:30.941	1:49.366	1:51.756	1:49.103	1:48.521	1:47.037	1:58.567	3:43.648
			21 - 30	1:48.152	1:47.337	1:46.842	1:47.168	1:56.119	48:45.247	1:48.356	1:47.121	1:47.942	1:46.829
			31 - 40	1:46.512	1:50.616	2:03.070	1:47.016	1:47.581	1:46.877	1:55.683	6:19.816	1:49.182	1:47.608
			41 - 50	1:48.642	1:56.358	4:59.499	1:48.137	1:48.508	1:50.071	1:48.541	2:00.024		
			51 - 60										
76	Indrek Jaaska	47	1 - 10	2:07.379	1:58.492	2:17.579	7:25.199	1:54.459	1:48.601	1:54.343	1:48.784	1:50.627	1:48.676
			11 - 20	2:16.943	1:51.160	1:49.037	2:11.177	6:55.298	1:57.158	1:50.793	1:50.608	1:50.292	1:48.935
			21 - 30	1:49.499	1:50.761	1:51.337	2:09.141	34:52.724	1:51.528	1:50.777	2:28.322	1:53.584	1:52.503
			31 - 40	1:48.726	1:48.957	1:48.529	1:49.706	1:48.195	1:47.946	1:49.927	2:12.032	22:58.142	1:50.107
			41 - 50	1:49.377	1:49.495	1:49.779	1:48.201	1:47.928	1:47.743	2:28.531			
			51 - 60										
191	Javier Ripoll Jr	43	1 - 10	2:16.419	2:06.267	1:59.298	1:57.174	1:53.719	1:51.780	1:50.746	2:16.279	7:06.065	1:51.812
			11 - 20	1:50.771	1:51.617	1:51.005	1:50.166	1:50.431	2:03.586	3:27.055	1:51.526	1:51.171	3:05.564
			21 - 30	36:50.568	2:07.575	2:05.783	1:56.701	1:52.307	1:50.741	1:50.889	1:51.666	1:49.564	2:01.257
			31 - 40	3:18.858	1:49.496	1:48.515	1:48.519	2:02.021	25:23.296	1:52.074	1:50.918	1:48.862	1:49.024
			41 - 50	1:48.732	1:48.787	2:09.439							
			51 - 60										
39	Merabi Mekvabishvili	41	1 - 10	2:14.741	2:03.754	4:13.997	2:01.623	4:21.780	1:51.080	1:51.152	1:49.942	1:58.367	7:33.991
			11 - 20	1:52.756	1:53.119	1:50.001	1:50.265	1:49.713	1:49.576	1:50.139	1:49.811	1:50.021	1:59.577
			21 - 30	34:10.523	1:48.722	1:45.476	1:45.685	1:53.147	4:36.413	1:46.510	1:46.445	1:53.833	8:08.493
			31 - 40	1:49.340	1:49.566	1:51.002	1:49.793	1:49.435	1:50.079	1:49.442	1:48.951	1:48.858	1:49.555
			41 - 50	2:03.164									
			51 - 60										
27	Giuseppe Guirrerri	40	1 - 10	2:06.004	1:52.476	1:47.730	1:49.187	1:47.701	1:47.826	2:04.496	7:14.958	1:47.560	1:46.791
			11 - 20	1:46.740	1:46.578	1:57.405	7:17.033	1:49.397	1:46.471	1:45.775	1:45.815	1:45.510	1:56.042
			21 - 30	21:49.267	1:46.465	1:45.529	1:47.587	2:03.898	6:44.392	1:45.842	1:45.697	2:03.331	14:09.827
			31 - 40	1:47.106	1:46.755	2:00.013	17:20.892	1:49.674	1:48.250	1:47.027	2:02.262	6:13.206	1:47.133
			41 - 50										
			51 - 60										
10	Pietro Armani	38	1 - 10	2:05.270	1:55.265	1:50.259	1:57.607	1:47.163	1:51.180	1:47.586	1:47.105	1:58.372	8:10.594
			11 - 20	1:55.420	1:47.676	1:46.948	2:05.541	4:38.096	1:46.916	1:46.505	1:53.480	1:54.309	1:46.795
			21 - 30	1:46.265	1:58.441	5:19.539	1:46.825	1:46.794	1:53.099	1:46.083	1:49.179	1:57.110	27:15.123
			31 - 40	1:51.371	1:46.743	1:46.392	1:46.662	1:47.243	1:46.805	1:46.562	2:03.325		
			41 - 50										
			51 - 60										



## PSCSE - Test Day

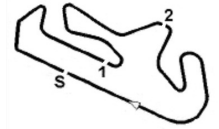
Test Day

25 - 26 January 2024

Laptimes - PSCSE Test Day 26-01-2024 - PM

Autodromo Internacional Algarve - 4652mtr.

Nbr	Name	Laps	lap	Lap ..1	Lap ..2	Lap ..3	Lap ..4	Lap ..5	Lap ..6	Lap ..7	Lap ..8	Lap ..9	Lap ..0
20	Fernando Monje	38	1 - 10	1:59.231	1:51.089	2:02.049	5:54.624	2:00.256	1:56.164	2:13.016	7:01.044	1:48.816	1:47.572
			11 - 20	1:50.486	1:47.016	2:14.756	9:36.530	1:48.005	1:47.969	1:53.094	1:48.441	1:47.363	1:47.910
			21 - 30	1:47.977	1:47.273	1:47.860	1:47.764	1:47.475	1:56.630	1:11:53.614	1:57.779	1:52.299	1:47.875
			31 - 40	1:47.255	1:59.954	3:56.103	1:52.297	2:01.948	1:52.981	1:46.431	2:10.737		
29	Louis Rousset	38	1 - 10	1:55.615	1:49.344	1:48.238	1:57.961	4:49.174	1:49.518	1:54.593	1:47.622	1:50.569	2:04.330
			11 - 20	6:48.913	1:47.776	1:47.034	1:55.582	1:56.616	5:29.207	1:47.048	1:50.150	1:47.190	1:59.634
			21 - 30	21:24.295	1:46.745	1:46.521	1:46.983	1:46.841	2:02.559	36:13.644	1:47.908	1:47.753	1:58.511
			31 - 40	5:28.621	1:47.984	1:47.659	1:46.727	1:46.360	1:48.593	1:46.118	2:04.865		
4	Yan Lofterod	37	1 - 10	2:23.528	3:57.187	1:57.844	1:55.218	1:55.537	1:58.011	2:07.923	13:48.255	1:53.075	1:53.604
			11 - 20	1:55.013	1:52.766	2:42.085	1:54.399	1:51.985	1:52.791	2:21.073	59:08.730	2:05.426	2:05.309
			21 - 30	4:52.167	1:53.448	1:52.508	1:53.594	1:52.267	1:51.589	1:50.676	1:51.554	2:06.988	23:46.062
			31 - 40	1:53.203	1:51.908	2:58.138	1:53.205	1:52.035	1:51.275	3:14.308			
22	Andrea Buratti	35	1 - 10	2:27.294	8:12.977	2:16.371	2:13.580	2:24.450	2:25.842	2:26.208	2:11.277	2:24.701	6:34.248
			11 - 20	1:59.355	1:58.085	1:56.325	1:54.974	1:54.921	1:56.630	1:52.613	1:52.941	1:56.980	1:56.591
			21 - 30	1:54.167	1:51.547	1:51.690	1:50.443	1:54.218	2:09.105	1:10:29.670	1:52.281	1:53.696	1:53.849
			31 - 40	1:54.120	1:54.057	1:53.643	1:53.682	2:12.934					
56	Lee Mow le	34	1 - 10	2:00.082	1:52.308	1:51.241	1:51.355	1:50.893	2:01.599	7:09.597	1:50.282	1:50.428	1:50.350
			11 - 20	1:51.228	1:50.461	1:51.816	2:02.295	49:19.820	1:51.512	1:51.254	1:50.841	1:50.858	1:51.614
			21 - 30	1:53.002	1:58.176	11:17.641	1:49.882	1:50.317	1:49.173	1:51.260	1:52.034	1:50.685	1:49.753
			31 - 40	1:49.440	1:48.944	1:49.118	2:00.592						
21	Sacha Norden	34	1 - 10	2:04.257	1:59.281	1:53.506	1:46.794	1:47.092	1:46.521	1:46.479	1:46.442	1:53.092	6:05.141
			11 - 20	1:48.366	1:49.046	1:46.940	1:46.344	1:46.481	1:46.946	1:52.251	44:29.594	1:52.954	1:46.016
			21 - 30	1:45.672	1:46.592	1:49.558	1:47.319	1:46.087	1:58.801	16:17.758	2:19.940	2:14.592	9:48.273
			31 - 40	2:50.384	2:03.883	1:57.420	2:11.914						
70	Mike Mihaylov	34	1 - 10	1:49.340	1:46.120	1:45.847	2:05.875	7:49.606	1:56.985	1:59.393	1:59.621	1:55.762	1:55.948
			11 - 20	2:00.229	1:55.654	1:55.248	1:56.076	1:53.572	1:53.161	1:54.487	1:52.552	1:53.930	1:53.120
			21 - 30	1:52.256	2:01.964	23:28.822	2:02.423	1:54.374	1:54.112	1:53.728	1:52.664	1:52.827	1:57.396
			31 - 40	1:53.244	1:51.990	1:50.230	1:50.059						
37	Alberto Cerqui	34	1 - 10	2:03.347	1:48.360	1:47.592	1:46.288	1:46.067	1:45.993	1:55.497	5:53.449	1:46.334	1:57.830
			11 - 20	8:53.987	1:45.883	1:46.096	1:59.482	7:00.078	1:51.885	1:51.074	1:45.894	2:03.328	43:23.793
			21 - 30	1:48.015	1:45.849	1:49.672	1:45.935	1:55.631	4:37.927	1:49.454	1:50.777	1:45.134	1:45.131
			31 - 40	2:09.142	3:52.948	1:45.389	2:06.048						
17	Dreke Janssen	33	1 - 10	2:15.652	3:00.374	10:53.908	1:50.675	1:49.038	1:48.661	1:48.339	1:50.012	1:48.563	1:47.737
			11 - 20	1:49.811	1:49.824	2:08.006	8:38.905	1:55.286	1:48.630	1:47.748	1:47.907	1:46.828	1:47.196
			21 - 30	1:47.899	1:48.025	1:56.204	55:20.182	1:48.637	1:46.964	1:46.863	1:47.183	1:47.159	1:46.822
			31 - 40	1:46.458	1:47.936	1:57.228							
2	Paulius Zadeika	33	1 - 10	2:03.329	1:51.381	1:50.728	1:50.315	1:48.589	1:47.915	1:51.900	1:48.946	1:48.220	2:04.981
			11 - 20	23:16.328	1:50.920	1:51.025	1:48.109	1:48.254	1:52.200	1:49.281	1:49.025	1:59.794	27:03.644
			21 - 30	1:51.834	1:48.891	1:49.655	1:49.125	1:57.992	7:18.917	2:11.407	1:51.727	2:03.771	45:49.522
			31 - 40	2:14.454	2:04.450	2:09.471							
31	Sebastian Freymuth	32	1 - 10	1:54.064	1:48.332	1:46.861	1:46.388	1:46.659	1:54.734	7:55.714	1:45.945	1:45.587	1:48.246
			11 - 20	1:47.234	1:46.156	1:53.661	30:13.330	1:46.581	1:46.478	1:46.213	1:45.887	1:54.437	32:54.525
			21 - 30	1:46.870	1:46.836	1:46.244	1:46.667	1:56.026	4:13.856	1:46.953	1:45.118	1:45.105	1:50.300
			31 - 40	1:45.744	1:54.340								
94	Jaubert Mathys 2	32	1 - 10	1:54.386	1:46.599	1:45.532	2:02.298	10:09.057	1:49.264	1:45.253	1:57.384	7:56.624	1:46.073
			11 - 20	1:45.606	1:54.737	38:45.279	1:46.757	1:47.562	1:45.687	1:53.238	8:24.273	1:45.705	1:45.513



## PSCSE - Test Day

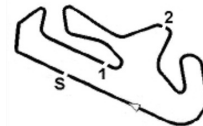
Test Day

25 - 26 January 2024

Laptimes - PSCSE Test Day 26-01-2024 - PM

Autodromo Internacional Algarve - 4652mtr.

Nbr	Name	Laps	lap	Lap ..1	Lap ..2	Lap ..3	Lap ..4	Lap ..5	Lap ..6	Lap ..7	Lap ..8	Lap ..9	Lap ..0
			21 - 30	1:53.330	1:55.265	2:52.793	2:06.010	1:55.138	1:51.881	1:50.306	1:49.626	1:48.664	1:48.314
			31 - 40	1:47.762	2:08.807								
84	Marco Gilltrap	30	1 - 10	1:56.353	1:48.208	1:46.515	1:48.384	1:47.117	1:47.011	1:46.971	2:00.244	7:28.998	1:48.349
			11 - 20	1:48.086	1:47.105	1:46.452	1:47.095	1:56.988	6:39.263	1:47.979	1:47.447	1:46.961	1:46.517
			21 - 30	1:46.619	2:01.958	5:07.465	2:00.403	5:06.270	1:55.225	1:46.407	1:45.618	1:45.305	2:00.071
18	Jukka Eerola	30	1 - 10	2:09.874	1:57.411	1:56.997	1:52.543	1:52.528	1:53.079	1:52.021	1:53.968	1:52.475	1:54.845
			11 - 20	1:55.394	1:52.228	1:52.719	1:57.196	1:52.110	1:52.599	1:52.215	2:19.971	1:18.27.4 21	1:54.819
			21 - 30	1:52.404	1:53.372	1:53.657	1:51.655	1:51.218	1:50.571	1:51.850	1:53.476	1:50.201	2:14.702
55	Sid Smith	28	1 - 10	2:23.933	2:02.200	1:50.855	1:48.895	1:47.925	1:55.727	1:46.944	2:00.340	48:31.775	2:07.412
			11 - 20	1:50.432	1:46.819	1:46.706	1:58.979	8:24.350	1:47.633	1:47.136	1:46.718	1:52.639	1:57.430
			21 - 30	34:33.762	1:54.372	1:48.283	1:47.509	1:47.393	1:52.062	1:54.699	1:51.535		
9	Filip - Ioan Ugran	28	1 - 10	2:15.186	2:06.135	2:13.459	4:26.261	1:47.877	1:47.073	1:47.180	1:46.566	1:58.785	6:01.615
			11 - 20	2:04.967	1:52.277	1:45.661	1:54.445	1:46.447	1:45.638	1:46.763	1:46.736	1:54.258	35:16.063
			21 - 30	1:58.772	1:48.658	1:47.992	1:46.798	1:46.064	1:47.866	1:46.369	1:47.478		
3	Thomas Winkler	27	1 - 10	2:26.278	4:10.029	1:55.881	1:57.844	1:55.619	1:52.448	1:52.400	1:52.700	1:52.757	2:06.709
			11 - 20	5:56.543	1:51.888	1:51.671	1:51.258	1:51.031	1:50.322	1:50.678	2:01.283	10:50.040	1:52.815
			21 - 30	1:52.586	1:50.095	1:49.749	1:49.613	1:49.812	1:49.269	2:08.279			
8	Cengiz Oguzhan	27	1 - 10	1:51.719	1:54.115	1:47.902	1:46.492	1:45.558	1:58.447	16:36.849	2:04.965	1:51.674	1:50.846
			11 - 20	1:50.158	1:49.628	1:49.818	2:28.790	40:36.862	1:54.133	1:52.222	1:50.602	1:57.980	1:49.808
			21 - 30	2:16.586	44:00.557	1:51.558	1:50.121	1:49.407	1:49.012	2:14.856			
52	Angus Whiteside	26	1 - 10	2:04.902	1:52.493	1:47.298	1:46.613	1:46.452	2:01.481	5:12.334	1:53.171	1:46.544	1:45.643
			11 - 20	1:57.577	6:23.696	1:46.925	1:46.629	1:45.823	2:00.872	40:58.460	1:46.886	1:45.521	1:47.858
			21 - 30	1:58.768	4:22.290	1:46.864	1:46.379	1:46.042	2:07.784				
11	Graham King	26	1 - 10	2:04.602	1:55.848	1:53.610	1:56.390	1:54.438	1:54.391	1:55.602	1:53.723	1:53.677	1:53.375
			11 - 20	1:53.324	1:52.898	2:19.813	36:54.188	1:55.057	1:54.549	1:53.022	2:12.802	26:59.522	1:54.507
			21 - 30	1:53.254	1:52.199	1:52.970	1:51.942	1:51.840	2:20.780				
717	John Loggie	25	1 - 10	2:09.578	7:34.023	1:47.667	1:47.576	1:48.479	1:48.549	1:47.594	1:48.546	1:47.178	1:47.556
			11 - 20	2:02.716	5:52.547	1:52.432	1:50.037	1:47.266	1:47.574	1:47.390	1:46.520	2:02.952	42:42.705
			21 - 30	1:47.436	1:46.230	1:46.152	1:46.005	1:56.208					
54	Hugo Ellis	25	1 - 10	1:53.577	1:51.441	1:47.711	1:46.646	1:58.346	9:42.953	1:51.712	1:45.908	1:45.696	1:46.607
			11 - 20	1:59.524	54:37.532	1:47.830	1:46.430	1:47.123	1:49.149	1:46.399	1:46.863	1:55.799	10:15.723
			21 - 30	1:51.234	1:46.169	1:45.269	1:45.388	2:02.282					
48	Thomas Kangro	25	1 - 10	2:22.491	2:08.820	1:53.855	1:49.906	1:49.537	1:49.328	1:47.729	1:47.781	1:51.321	1:49.943
			11 - 20	1:48.263	1:47.759	1:47.831	1:48.865	1:47.780	2:02.730	1:04:34.3 10	1:55.891	1:49.125	1:48.077
			21 - 30	1:47.770	1:47.777	1:47.162	1:47.267	2:24.275					
71	Jurgen Vollet	25	1 - 10	2:10.566	1:56.560	1:54.242	1:53.718	1:52.797	1:52.681	1:51.184	3:25.970	1:48.16.3 95	1:57.888
			11 - 20	1:57.687	1:56.192	1:55.048	1:57.235	1:55.939	1:55.911	2:06.063	8:15.351	1:55.214	1:55.328
			21 - 30	1:54.584	1:53.588	1:54.838	1:54.074	1:55.698					
217	Florin Tincescu	23	1 - 10	2:10.495	1:54.942	1:52.418	1:53.265	1:50.193	1:51.998	2:00.920	3:44.286	1:51.027	1:52.693
			11 - 20	1:50.296	1:50.168	1:49.149	2:05.181	2:34.416	21:46.470	1:50.934	1:50.056	1:48.882	1:48.451
			21 - 30	1:59.732	10:45.845	2:12.823							
91	Anthony Imperato	22	1 - 10	2:05.093	1:55.872	1:49.441	1:58.096	6:46.823	1:51.111	1:47.835	1:48.294	1:47.052	1:46.803
			11 - 20	1:47.019	1:47.326	2:00.235	4:33.451	1:47.901	1:46.828	1:47.370	1:47.213	1:49.518	1:46.844
			21 - 30	1:50.894	2:04.535								
44	Christof Langer	20	1 - 10	2:18.485	1:55.536	1:50.323	1:50.070	1:02:20.1 00	1:57.864	1:50.743	1:49.475	1:48.731	1:48.737
			11 - 20	1:48.656	1:49.308	1:49.484	2:06.337	10:00.867	1:49.372	1:46.569	1:47.184	1:45.954	1:57.027



## PSCSE - Test Day

Test Day

25 - 26 January 2024

Laptimes - PSCSE Test Day 26-01-2024 - PM

Autodromo Internacional Algarve - 4652mtr.

Nbr	Name	Laps	lap	Lap ..1	Lap ..2	Lap ..3	Lap ..4	Lap ..5	Lap ..6	Lap ..7	Lap ..8	Lap ..9	Lap ..0
222	Seb Hopkins	19	1 - 10	1:58.570	1:51.070	1:50.087	1:49.366	2:01.909	9:53.676	1:59.313	1:48.947	1:48.673	1:49.621
			11 - 20	1:50.774	1:50.018	1:59.672	49:18.956	1:49.656	1:48.899	1:49.202	1:49.306	1:56.193	
24	Corrado Costa	17	1 - 10	2:03.497	2:01.433	2:01.295	1:55.383	1:51.579	1:50.245	1:50.417	1:50.962	1:50.550	1:55.139
			11 - 20	1:53.303	2:38.008	2:03.921	1:50.383	1:50.267	2:01.944	2:30.639			
6	Jules Marien	17	1 - 10	2:04.441	2:00.263	2:02.299	1:59.694	1:57.615	1:55.903	1:58.381	2:11.712	59:45.100	1:51.340
			11 - 20	1:49.934	2:30.040	37:38.797	2:00.429	1:58.386	1:56.408	2:05.345			
78	Ariel Levi	16	1 - 10	1:54.732	1:47.038	1:46.985	1:46.024	1:58.340	10:14.908	1:45.337	1:45.635	1:54.223	22:11.046
			11 - 20	1:52.489	1:53.123	1:44.132	1:46.125	1:46.301	1:55.373				