



PSCSE - Test Day

Test Day

25 - 26 January 2024

Laps and Sector Times - PSCSE Test Day 26-01-2024 - F

Autodromo Internacional Algarve - 4652mtr.

2 Paulius Zadeika										Porsche 911 GT3 Cup									
lap	Sect-1	Speed	Sect-2	Speed	Sect-3	Speed	TopSpeed	laptime	pit	lap	Sect-1	Speed	Sect-2	Speed	Sect-3	Speed	Topspeed	laptime	pit
1	Pit Out	143.2	39.882	98.2	45.279			2:03.329		18	34.049	199.6	34.385	118.2	40.591	218.2	263.4	1:49.025	
2		35.339	179.4	34.952	109.8	41.090	210.5	255.9	1:51.381	19	34.272	172.2	34.897	99.7	Pit In	219.5	264.7	1:59.794	
3		34.397	193.2	34.889	105.7	41.442	215.6	261.5	1:50.728	20	Pit Out	158.1	36.308	105.6	41.639			27:03.644	
4		34.445	197.1	34.724	103.8	41.146	216.9	262.8	1:50.315	21	34.101	186.9	34.445	115.1	43.288	215.6	260.9	1:51.834	
5		33.945	196.7	34.397	111.7	40.247	219.5	263.4	1:48.589	22	34.192	182.4	<u>34.104</u>	109.1	40.595	215.6	261.5	1:48.891	
6		33.604	<u>201.9</u>	34.219	112.7	40.092	219.5	265.4	<u>1:47.915</u>	23	34.137	189.5	34.619	102.0	40.899	218.2	264.1	1:49.655	
7		36.667	193.9	34.642	106.4	40.591	218.2	264.1	1:51.900	24	34.209	187.5	34.364	105.1	40.552	218.2	264.1	1:49.125	
8		34.031	196.7	34.601	109.9	40.314	218.2	264.1	1:48.946	25	34.071	195.3	34.322	109.6	Pit In	218.2	264.1	1:57.992	
9		33.868	201.5	34.271	108.8	<u>40.081</u>	218.2	264.1	1:48.220	26	Pit Out	162.7	36.314	100.7	41.010			7:18.917	
10		33.950	180.3	37.850	102.5	Pit In	219.5	266.0	2:04.981	27	54.872	141.5	35.454	106.9	41.081	216.9	262.1	2:11.407	
11	Pit Out	156.3	36.242	109.3	42.257				23:16.328	28	34.747	163.4	35.726	106.8	41.254	216.9	263.4	1:51.727	
12		34.429	188.5	35.311	101.7	41.180	216.9	262.8	1:50.920	29	34.867	184.6	35.363	97.5	Pit In	216.9	262.8	2:03.771	
13		35.605	173.9	34.658	111.9	40.762	218.2	264.1	1:51.025	30	Pit Out	102.8	48.944	94.9	54.796			45:49.522	
14		<u>33.584</u>	198.5	34.189	109.2	40.336	<u>220.9</u>	265.4	1:48.109	31	46.372	127.1	41.369	84.1	46.713	121.6	191.2	2:14.454	
15		33.689	195.3	34.160	<u>118.4</u>	40.405	219.5	<u>266.7</u>	1:48.254	32	41.106	157.4	38.118	93.1	45.226	156.5	221.3	2:04.450	
16		34.312	199.6	34.828	111.2	43.060	<u>220.9</u>	266.0	1:52.200	33	36.846	162.2	39.014	86.7	Pit In	203.4	253.5	2:09.471	
17		33.973	194.6	34.740	107.8	40.568	218.2	264.1	1:49.281	34									

3 Thomas Winkler										Porsche 911 GT3 Cup									
lap	Sect-1	Speed	Sect-2	Speed	Sect-3	Speed	TopSpeed	laptime	pit	lap	Sect-1	Speed	Sect-2	Speed	Sect-3	Speed	Topspeed	laptime	pit
1	Pit Out	134.0	43.846	88.2	Pit In			2:26.278		15	34.495	173.6	35.322	114.3	41.214	215.6	<u>265.4</u>	1:51.031	
2	Pit Out	154.7	38.416	104.2	43.810			4:10.029		16	34.780	181.8	34.476	115.6	41.066	214.3	264.1	1:50.322	
3		35.814	162.4	36.929	103.3	43.138	209.3	254.1	1:55.881	17	34.669	176.5	34.915	117.5	41.094	215.6	264.1	1:50.678	
4		38.505	151.0	36.675	111.6	42.664	209.3	259.0	1:57.844	18	34.625	175.9	36.075	109.9	Pit In	215.6	264.1	2:01.283	
5		35.420	171.7	37.038	120.4	43.161	209.3	260.2	1:55.619	19	Pit Out	157.2	42.084	99.4	45.331			10:50.040	
6		35.146	167.2	35.555	119.2	41.747	208.1	260.2	1:52.448	20	35.942	166.2	35.565	115.0	41.308	209.3	256.5	1:52.815	
7		34.945	169.5	35.936	117.4	41.519	213.0	262.1	1:52.400	21	35.844	152.3	35.138	118.7	41.604	213.0	260.9	1:52.586	
8		35.262	163.6	35.655	112.4	41.783	213.0	262.8	1:52.700	22	34.414	179.1	34.912	119.9	40.769	214.3	261.5	1:50.095	
9		35.094	174.5	35.797	111.2	41.866	215.6	<u>265.4</u>	1:52.757	23	34.153	178.5	34.483	114.3	41.113	<u>216.9</u>	264.1	1:49.749	
10		36.161	174.5	36.729	100.4	Pit In	213.0	258.4	2:06.709	24	34.169	182.4	34.521	113.8	40.923	214.3	262.8	1:49.613	
11	Pit Out	159.5	36.823	113.0	42.347			5:56.543		25	<u>34.136</u>	173.6	34.550	113.9	41.126	215.6	264.1	1:49.812	
12		35.401	173.9	35.009	119.9	41.478	214.3	257.1	1:51.888	26	34.333	180.9	<u>34.305</u>	<u>125.0</u>	<u>40.631</u>	<u>216.9</u>	263.4	<u>1:49.269</u>	
13		35.235	171.4	35.383	111.8	41.053	215.6	<u>265.4</u>	1:51.671	27	34.421	<u>184.0</u>	36.750	105.7	Pit In	215.6	264.7	2:08.279	
14		35.431	170.6	34.880	117.9	40.947	214.3	264.7	1:51.258	28									

4 Yan Lofterod										Porsche 911 GT3 Cup									
lap	Sect-1	Speed	Sect-2	Speed	Sect-3	Speed	TopSpeed	laptime	pit	lap	Sect-1	Speed	Sect-2	Speed	Sect-3	Speed	Topspeed	laptime	pit
1	Pit Out	113.7	42.630	102.5	Pit In			2:23.528		20	36.029	178.8	36.750	108.9	Pit In	204.5	254.7	2:05.309	
2	Pit Out	152.5	38.771	103.4	43.834			3:57.187		21	Pit Out	118.8	41.075	85.3	44.718			4:52.167	
3		36.871	147.7	37.666	112.1	43.307	209.3	258.4	1:57.844	22	35.805	180.0	36.140	111.6	41.503	210.5	259.6	1:53.448	
4		35.910	161.4	36.753	107.6	42.555	214.3	260.9	1:55.218	23	35.033	177.6	36.058	112.1	41.417	218.2	263.4	1:52.508	
5		36.785	165.6	36.897	106.4	41.855	216.9	263.4	1:55.537	24	35.104	158.6	36.693	107.7	41.797	<u>219.5</u>	<u>265.4</u>	1:53.594	
6		37.513	156.7	37.880	106.6	42.618	216.9	264.7	1:58.011	25	35.030	185.6	35.743	113.1	41.494	216.9	262.8	1:52.267	
7		35.678	175.0	37.496	114.0	Pit In	216.9	264.7	2:07.923	26	34.865	184.0	35.491	117.4	41.233	216.9	263.4	1:51.589	
8	Pit Out	180.0	36.692	104.3	42.713			13:48.255		27	<u>34.550</u>	183.7	<u>34.857</u>	130.6	41.269	218.2	264.1	<u>1:50.676</u>	
9		35.758	176.5	35.935	117.0	41.382	215.6	262.1	1:53.075	28	35.111	<u>189.8</u>	34.968	116.6	41.475	<u>219.5</u>	<u>265.4</u>	1:51.554	
10		35.573	178.2	36.302	114.2	41.729	218.2	263.4	1:53.604	29	36.511	133.5	36.351	109.9	Pit In	216.9	264.1	2:06.988	
11		35.980	177.9	36.428	117.1	42.605	204.5	258.4	1:55.013	30	Pit Out	177.0	37.290	95.7	43.430			23:46.062	
12		35.214	182.7	36.128	110.8	41.424	215.6	264.7	1:52.766	31	35.189	180.6	36.021	107.7	41.993	213.0	260.9	1:53.203	



PSCSE - Test Day

Test Day

25 - 26 January 2024

Laps and Sector Times - PSCSE Test Day 26-01-2024 - F

Autodromo Internacional Algarve - 4652mtr.

13	34.985	183.4	35.767	114.2	1:31.333	218.2	264.7	2:42.085	32	34.950	185.2	35.472	124.1	41.486	218.2	<u>265.4</u>	1:51.908
14	36.577	174.5	35.889	119.2	41.933	211.8	260.9	1:54.399	33	1:39.482	157.7	36.779	107.0	41.877	218.2	<u>265.4</u>	2:58.138
15	35.117	<u>189.8</u>	35.349	118.7	41.519	218.2	264.7	1:51.985	34	35.280	179.4	36.991	119.3	<u>40.934</u>	218.2	262.8	1:53.205
16	35.497	182.4	35.881	113.9	41.413	216.9	264.7	1:52.791	35	35.065	175.0	35.415	<u>133.2</u>	41.555	<u>219.5</u>	264.7	1:52.035
17	35.706	177.3	46.595	78.6	Pit In	<u>219.5</u>	<u>265.4</u>	<u>2:21.073</u>	36	34.811	183.1	35.211	<u>124.7</u>	41.253	218.2	264.1	1:51.275
18	Pit Out	154.7	40.779	90.3	48.040			59:08.730	37	35.286	185.2	35.603	114.0	Pit In	215.6	260.9	3:14.308
19	39.080	164.4	39.255	100.9	47.091	197.8	251.7	2:05.426	38								

6 Jules Marien										Porsche 718 Cayman GT4RS CS									
lap	Sect-1	Speed	Sect-2	Speed	Sect-3	Speed	TopSpeed	laptime	pit	lap	Sect-1	Speed	Sect-2	Speed	Sect-3	Speed	Topspeed	laptime	pit
1	Pit Out	167.7	40.519	112.1	45.982			2:04.441		10	34.902	187.5	34.890	<u>123.3</u>	41.548	210.5	257.1	1:51.340	
2	37.540	173.4	38.126	117.1	44.597	198.9	248.8	2:00.263		11	<u>34.270</u>	<u>192.2</u>	<u>34.718</u>	122.0	<u>40.946</u>	211.8	<u>259.6</u>	<u>1:49.934</u>	
3	37.132	162.7	40.811	112.7	44.356	202.2	247.7	2:02.299		12	45.133	95.3	47.472	97.8	Pit In	<u>213.0</u>	185.6	2:30.040	
4	36.654	173.1	38.527	112.0	44.513	202.2	248.8	1:59.694		13	Pit Out	157.2	39.092	109.1	46.122			37:38.797	
5	36.162	176.2	37.860	115.3	43.593	206.9	255.3	1:57.615		14	37.347	173.1	38.707	100.9	44.375	201.1	250.6	2:00.429	
6	35.701	185.9	36.713	109.1	43.489	210.5	253.5	1:55.903		15	37.063	182.4	37.362	109.2	43.961	200.0	248.8	1:58.386	
7	36.015	184.6	37.269	114.2	45.097	205.7	248.8	1:58.381		16	35.900	170.1	37.089	114.4	43.419	209.3	254.7	1:56.408	
8	36.537	176.5	38.221	115.9	Pit In	205.7	249.4	2:11.712		17	35.499	180.3	36.658	116.3	Pit In	208.1	255.9	2:05.345	
9	Pit Out	165.9	36.237	112.4	42.098			59:45.100		18									

8 Cengiz Oguzhan										Porsche 911 GT3 Cup									
lap	Sect-1	Speed	Sect-2	Speed	Sect-3	Speed	TopSpeed	laptime	pit	lap	Sect-1	Speed	Sect-2	Speed	Sect-3	Speed	Topspeed	laptime	pit
1	Pit Out	141.7	35.554	113.3	40.125			1:51.719		15	Pit Out	54.9	45.415	104.1	45.581			40:36.862	
2	35.458	120.1	35.646	119.9	43.011	218.2	260.2	1:54.115		16	36.386	172.8	36.198	110.3	41.549	201.1	246.0	1:54.133	
3	33.278	173.6	35.227	123.6	39.397	219.5	265.4	1:47.902		17	35.464	181.2	35.426	107.4	41.332	213.0	259.0	1:52.222	
4	<u>32.923</u>	186.2	<u>33.125</u>	<u>133.8</u>	40.444	<u>220.9</u>	266.7	1:46.492		18	34.613	177.3	34.991	113.1	40.998	213.0	260.2	1:50.602	
5	33.059	<u>188.8</u>	33.614	120.9	<u>38.885</u>	<u>220.9</u>	266.7	<u>1:45.558</u>		19	34.650	176.8	38.938	102.8	44.392	216.9	264.1	1:57.980	
6	33.794	165.6	34.266	117.8	Pit In	<u>220.9</u>	<u>267.3</u>	1:58.447		20	34.467	180.6	34.658	106.1	40.683	214.3	261.5	1:49.808	
7	Pit Out	142.1	43.476	99.1	47.080			16:36.849		21	39.866	127.5	40.055	108.4	Pit In	218.2	224.1	2:16.586	
8	41.422	154.3	37.791	113.0	45.752	198.9	172.5	2:04.965		22	Pit Out	138.8	37.454	106.0	41.835			44:00.557	
9	34.978	161.7	35.491	108.9	41.205	215.6	262.1	1:51.674		23	35.137	175.6	35.200	110.1	41.221	215.6	259.6	1:51.558	
10	34.647	166.4	35.337	109.5	40.862	216.9	261.5	1:50.846		24	34.368	184.3	34.965	108.8	40.788	215.6	262.1	1:50.121	
11	34.178	176.5	35.083	113.8	40.897	218.2	262.8	1:50.158		25	34.399	181.2	34.397	109.4	40.611	218.2	263.4	1:49.407	
12	34.188	180.6	34.905	113.4	40.535	218.2	263.4	1:49.628		26	34.002	187.8	34.438	113.8	40.572	218.2	263.4	1:49.012	
13	34.228	182.7	35.150	110.1	40.440	218.2	264.1	1:49.818		27	41.783	135.2	40.183	86.3	Pit In	209.3	217.3	2:14.856	
14	45.245	105.0	47.739	98.9	Pit In	218.2	211.4	2:28.790		28									

9 Filip - Ioan Ugran										Porsche 911 GT3 Cup									
lap	Sect-1	Speed	Sect-2	Speed	Sect-3	Speed	TopSpeed	laptime	pit	lap	Sect-1	Speed	Sect-2	Speed	Sect-3	Speed	Topspeed	laptime	pit
1	Pit Out	112.7	44.753	90.4	47.430			2:15.186		15	33.703	187.5	33.493	114.9	39.251	219.5	266.0	1:46.447	
2	40.935	145.4	42.021	99.0	43.179	182.7	219.5	2:06.135		16	<u>33.061</u>	191.8	33.515	119.6	39.062	220.9	267.3	<u>1:45.638</u>	
3	33.940	173.6	37.867	92.5	Pit In	218.2	261.5	2:13.459		17	33.242	190.8	33.899	114.3	39.622	220.9	267.3	1:46.763	
4	Pit Out	144.8	38.657	98.1	43.699			4:26.261		18	33.174	188.2	33.619	118.4	39.943	220.9	267.3	1:46.736	
5	33.737	183.1	34.208	115.8	39.932	216.9	262.1	1:47.877		19	33.248	<u>196.4</u>	33.477	118.7	Pit In	219.5	264.7	1:54.258	
6	33.613	190.5	33.914	115.3	39.546	219.5	265.4	1:47.073		20	Pit Out	125.3	44.824	102.8	47.093			35:16.063	
7	33.390	191.2	33.766	117.6	40.024	220.9	266.0	1:47.180		21	40.450	148.6	37.083	103.0	41.239	187.5	211.8	1:58.772	
8	33.387	192.9	33.769	117.4	39.410	<u>222.2</u>	266.0	1:46.566		22	34.231	183.7	34.247	117.9	40.180	219.5	264.1	1:48.658	
9	34.325	167.4	35.550	113.3	Pit In	220.9	<u>268.0</u>	1:58.785		23	33.242	175.6	34.781	110.3	39.969	219.5	266.0	1:47.992	
10	Pit Out	125.1	41.292	103.2	45.040			6:01.615		24	33.258	191.5	33.735	<u>122.6</u>	39.805	220.9	265.4	1:46.798	
11	39.201	128.9	42.573	95.5	43.193	206.9	216.4	2:04.967		25	33.272	194.6	33.487	120.9	39.305	220.9	265.4	1:46.064	
12	34.533	169.0	35.992	105.2	41.752	218.2	261.5	1:52.277		26	33.304	196.0	33.939	117.3	40.623	219.5	266.0	1:47.866	



PSCSE - Test Day

Test Day

25 - 26 January 2024

Laps and Sector Times - PSCSE Test Day 26-01-2024 - F

Autodromo Internacional Algarve - 4652mtr.

13	33.252	184.0	33.498	117.8	<u>38.911</u>	215.6	262.8	1:45.661	27	33.403	189.1	<u>33.411</u>	121.1	39.555	219.5	266.0	1:46.369
14	35.849	156.5	37.420	102.8	41.176	219.5	266.0	1:54.445	28	33.496	192.9	33.687	114.5	40.295	219.5	265.4	1:47.478

10 Pietro Armanni										Porsche 911 GT3 Cup									
lap	Sect-1	Speed	Sect-2	Speed	Sect-3	Speed	TopSpeed	laptime	pit	lap	Sect-1	Speed	Sect-2	Speed	Sect-3	Speed	Topspeed	laptime	pit
1	Pit Out	107.5	43.833	110.3	41.028			2:05.270		20	33.227	186.9	34.014		39.554	219.5	266.7	1:46.795	
2	35.948	166.2	35.566	113.1	43.751	206.9	238.9	1:55.265		21	33.114	187.2	33.686	117.3	39.465	220.9	266.7	1:46.265	
3	33.620	177.0	34.067	130.9	42.572	216.9	264.1	1:50.259		22	35.811	159.3	34.493	130.1	Pit In	220.9	266.7	1:58.441	
4	37.266	175.6	34.087	123.3	46.254	218.2	264.7	1:57.607		23	Pit Out	161.2	34.541	111.1	40.014			5:19.539	
5	33.500	180.3	33.802	119.6	39.861	220.9	266.0	1:47.163		24	33.713	182.4	33.646	126.3	39.466	218.2	264.7	1:46.825	
6	33.841	178.2	33.897	123.6	43.442	219.5	266.7	1:51.180		25	33.471	184.6	33.763	113.6	39.560	218.2	265.4	1:46.794	
7	34.008	178.5	33.847	120.0	39.731	220.9	264.7	1:47.586		26	38.547	135.8	34.486	124.1	40.066	219.5	265.4	1:53.099	
8	33.493	178.2	33.990	119.6	39.622	219.5	265.4	1:47.105		27	<u>33.083</u>	182.4	33.491	120.7	39.509	220.9	<u>268.0</u>	<u>1:46.083</u>	
9	35.304	154.1	35.374	112.5	Pit In	220.9	266.7	1:58.372		28	34.694	170.1	34.599	117.0	39.886	220.9	267.3	1:49.179	
10	Pit Out	129.5	42.383	107.6	42.338			8:10.594		29	33.697	187.5	34.042	139.2	Pit In	<u>222.2</u>	267.3	1:57.110	
11	36.534	148.6	37.006	109.3	41.880	203.4	241.1	1:55.420		30	Pit Out	160.0	35.012	101.5	45.426			27:15.123	
12	33.709	174.8	34.147	113.0	39.820	219.5	264.1	1:47.676		31	33.886	172.5	34.045	118.6	43.440	216.9	262.8	1:51.371	
13	33.337	186.5	34.035	112.3	39.576	220.9	264.7	1:46.948		32	33.577	187.2	33.832	114.9	<u>39.334</u>	219.5	264.1	1:46.743	
14	36.125	132.2	37.267	110.1	Pit In	219.5	264.1	2:05.541		33	33.278	188.8	33.686	117.1	39.428	219.5	266.7	1:46.392	
15	Pit Out	166.4	34.291	123.7	39.902			4:38.096		34	33.559	187.2	33.568	118.4	39.535	218.2	265.4	1:46.662	
16	33.377	180.0	33.370	132.4	40.169	216.9	263.4	1:46.916		35	33.605	<u>189.1</u>	33.549	120.4	40.089	220.9	266.7	1:47.243	
17	33.405	178.8	33.530	125.3	39.570	219.5	265.4	1:46.505		36	33.640	184.0	33.502	129.0	39.663	219.5	265.4	1:46.805	
18	34.716	154.1	36.097	112.0	42.667	220.9	266.0	1:53.480		37	33.200	187.8	33.646	118.4	39.716	219.5	266.0	1:46.562	
19	33.493	187.8	<u>33.262</u>	<u>140.6</u>	47.554	219.5	265.4	1:54.309		38	33.530	179.7	33.949	118.8	Pit In	218.2	265.4	<u>2:03.325</u>	

11 Graham King										Porsche 718 Cayman GT4RS CS									
lap	Sect-1	Speed	Sect-2	Speed	Sect-3	Speed	TopSpeed	laptime	pit	lap	Sect-1	Speed	Sect-2	Speed	Sect-3	Speed	Topspeed	laptime	pit
1	Pit Out	146.3	38.809	116.6	45.230			2:04.602		14	Pit Out	124.3	43.912	114.0	43.154			36:54.188	
2	36.280	180.3	36.811	112.5	42.757	205.7	252.9	1:55.848		15	35.630	172.2	37.156	109.8	42.271	206.9	252.3	1:55.057	
3	35.595	193.9	36.236	118.4	41.779	208.1	256.5	1:53.610		16	35.316	178.5	37.248	104.9	41.985	208.1	254.7	1:54.549	
4	35.358	178.8	37.660	104.8	43.372	211.8	241.6	1:56.390		17	35.051	195.3	36.238	110.0	41.733	210.5	257.8	1:53.022	
5	36.868	182.4	35.774	122.0	41.796	211.8	<u>259.6</u>	1:54.438		18	35.023	<u>203.8</u>	39.346	112.0	Pit In	211.8	256.5	2:12.802	
6	35.163	188.2	37.006	121.2	42.222	210.5	259.0	1:54.391		19	Pit Out	161.2	38.746	106.7	43.642			26:59.522	
7	35.016	197.4	36.070	<u>131.4</u>	44.516	209.3	257.8	1:55.602		20	36.189	179.1	35.855	111.2	42.463	198.9	244.3	1:54.507	
8	36.099	175.9	35.943	105.5	41.681	<u>213.0</u>	259.0	1:53.723		21	35.347	182.1	35.601	119.7	42.306	209.3	255.9	1:53.254	
9	34.925	188.8	36.100	110.9	42.652	209.3	258.4	1:53.677		22	35.102	185.9	35.352	119.7	41.745	<u>213.0</u>	257.8	1:52.199	
10	35.474	187.2	35.629	122.4	42.272	204.5	252.9	1:53.375		23	34.873	187.8	35.687	121.9	42.410	209.3	256.5	1:52.970	
11	35.506	173.9	36.155	111.8	<u>41.663</u>	210.5	257.8	1:53.324		24	34.893	186.9	35.353	119.5	41.696	210.5	257.8	1:51.942	
12	35.091	193.9	35.809	117.4	41.998	210.5	257.8	1:52.898		25	<u>34.829</u>	188.2	<u>35.258</u>	120.8	41.753	209.3	257.1	<u>1:51.840</u>	
13	35.836	146.7	45.042	99.4	Pit In	210.5	257.1	2:19.813		26	40.417	133.5	43.531	107.0	Pit In	211.8	229.8	2:20.780	

17 Dreke Janssen										Porsche 911 GT3 Cup									
lap	Sect-1	Speed	Sect-2	Speed	Sect-3	Speed	TopSpeed	laptime	pit	lap	Sect-1	Speed	Sect-2	Speed	Sect-3	Speed	Topspeed	laptime	pit
1	Pit Out	112.5	39.443	101.7	Pit In			2:15.652		18	33.745	168.8	<u>33.679</u>	<u>127.1</u>	40.483	220.9	266.0	1:47.907	
2	Pit Out	153.6	36.497	102.2	Pit In			3:00.374		19	33.523	175.0	33.884	116.9	39.421	220.9	265.4	1:46.828	
3	Pit Out	138.1	36.839	104.2	41.316			10:53.908		20	33.321	<u>190.5</u>	34.055	117.9	39.820	220.9	267.3	1:47.196	
4	34.603	177.0	34.788	106.1	41.284	216.9	262.1	1:50.675		21	33.571	177.0	33.842	126.8	40.486	220.9	267.3	1:47.899	
5	34.740	157.4	34.620	111.3	39.678	220.9	266.0	1:49.038		22	33.604	168.8	34.222	118.2	40.199	219.5	266.7	1:48.025	
6	33.854	166.9	35.074	112.7	39.733	<u>223.6</u>	<u>268.0</u>	1:48.661		23	33.553	182.1	33.893	116.5	Pit In	216.9	264.1	1:56.204	
7	34.267	165.6	34.339	117.3	39.733	<u>223.6</u>	267.3	1:48.339		24	Pit Out	155.6	36.546	107.2	40.555			55:20.182	
8	34.277	182.4	33.992	124.3	41.743	222.2	264.1	1:50.012		25	34.402	159.5	34.495	111.0	39.740	218.2	262.8	1:48.637	



PSCSE - Test Day

Test Day

25 - 26 January 2024

Laps and Sector Times - PSCSE Test Day 26-01-2024 - F

Autodromo Internacional Algarve - 4652mtr.

9	34.370	177.3	34.373	111.2	39.820	219.5	265.4	1:48.563	26	33.586	170.6	33.716	115.5	39.662	219.5	266.0	1:46.964
10	33.556	180.6	34.530	114.2	39.651	220.9	267.3	1:47.737	27	<u>33.236</u>	181.8	34.158	116.5	39.469	222.2	267.3	1:46.863
11	34.410	169.0	34.765	116.1	40.636	222.2	267.3	1:49.811	28	33.410	184.3	33.928	112.6	39.845	220.9	<u>268.0</u>	1:47.183
12	35.106	158.4	34.636	110.2	40.082	220.9	264.7	1:49.824	29	33.556	179.1	34.203	116.9	39.400	216.9	263.4	1:47.159
13	34.293	173.1	40.543	107.1	Pit In	222.2	<u>268.0</u>	2:08.006	30	33.467	184.0	34.035	114.6	<u>39.320</u>	220.9	266.0	1:46.822
14	Pit Out	109.2	43.122	88.2	44.369			8:38.905	31	33.268	185.2	33.785	116.4	39.405	222.2	266.7	<u>1:46.458</u>
15	37.627	131.2	37.069	98.2	40.590	211.8	223.6	1:55.286	32	33.236	186.5	34.064	117.4	40.636	220.9	267.3	1:47.936
16	34.607	170.9	34.603	111.0	39.420	218.2	257.1	1:48.630	33	33.547	177.9	33.982	109.3	Pit In	219.5	265.4	1:57.228
17	34.089	177.6	34.336	115.5	39.323	<u>223.6</u>	267.3	1:47.748	34								

18 Jukka Eerola										Porsche 911 GT3 Cup									
lap	Sect-1	Speed	Sect-2	Speed	Sect-3	Speed	TopSpeed	laptime	pit	lap	Sect-1	Speed	Sect-2	Speed	Sect-3	Speed	Topspeed	laptime	pit
1	Pit Out	127.1	43.823	105.7	45.606			2:09.874		16	35.171	154.9	36.244	110.8	41.184	<u>219.5</u>	<u>266.0</u>	1:52.599	
2	37.415	144.4	37.847	111.7	42.149	206.9	224.5	1:57.411		17	34.946	158.6	36.243	113.4	41.026	216.9	262.8	1:52.215	
3	36.968	165.9	37.448	113.0	42.581	211.8	257.8	1:56.997		18	42.313	114.9	41.427	112.3	Pit In	218.2	263.4	2:19.971	
4	35.168	160.7	36.061	115.1	41.314	214.3	260.9	1:52.543		19	Pit Out	118.3	42.808	99.8	45.394			1:18:27.421	
5	34.927	167.7	36.257	109.4	41.344	215.6	262.8	1:52.528		20	36.751	155.4	36.812	109.4	41.256	208.1	254.7	1:54.819	
6	35.107	161.2	36.775	118.7	41.197	216.9	264.1	1:53.079		21	34.986	167.2	35.721	121.1	41.697	218.2	261.5	1:52.404	
7	35.187	154.3	35.914	114.9	40.920	216.9	262.1	1:52.021		22	35.855	159.3	36.075	115.0	41.442	213.0	259.0	1:53.372	
8	34.844	173.1	37.563	106.6	41.561	218.2	262.8	1:53.968		23	35.888	160.7	36.635	116.6	41.134	214.3	260.9	1:53.657	
9	34.866	173.1	36.250	118.0	41.359	<u>219.5</u>	265.4	1:52.475		24	34.948	177.6	35.321	112.6	41.386	216.9	262.8	1:51.655	
10	35.591	144.6	37.920	110.2	41.334	218.2	265.4	1:54.845		25	34.939	173.4	35.319	120.3	40.960	216.9	261.5	1:51.218	
11	35.883	126.9	36.501	117.3	43.010	218.2	264.1	1:55.394		26	34.638	177.3	<u>35.000</u>	119.6	40.933	215.6	262.1	1:50.571	
12	34.590	171.4	36.263	114.6	41.375	218.2	264.7	1:52.228		27	35.134	<u>181.5</u>	35.460	111.9	41.256	216.9	264.1	1:51.850	
13	34.793	171.4	35.681	117.9	42.245	<u>219.5</u>	264.1	1:52.719		28	35.208	148.4	36.625	104.9	41.643	214.3	262.1	1:53.476	
14	35.551	149.6	38.309	110.3	43.336	215.6	264.1	1:57.196		29	<u>34.412</u>	174.5	35.006	119.5	<u>40.783</u>	218.2	264.1	<u>1:50.201</u>	
15	35.075	163.4	35.802	<u>122.4</u>	41.233	213.0	260.9	1:52.110		30	34.632	162.9	41.782	108.1	Pit In	216.9	263.4	2:14.702	

20 Fernando Monje										Porsche 911 GT3 Cup									
lap	Sect-1	Speed	Sect-2	Speed	Sect-3	Speed	TopSpeed	laptime	pit	lap	Sect-1	Speed	Sect-2	Speed	Sect-3	Speed	Topspeed	laptime	pit
1	Pit Out	136.2	38.465	94.3	42.594			1:59.231		20	33.885	184.9	34.180	116.6	39.845	<u>219.5</u>	264.1	1:47.910	
2	34.960	171.7	35.566	107.4	40.563	211.8	258.4	1:51.089		21	33.598	183.4	34.007	<u>124.3</u>	40.372	218.2	263.4	1:47.977	
3	35.628	154.7	36.955	107.4	Pit In	218.2	262.8	2:02.049		22	33.633	183.1	34.140	116.6	39.500	<u>219.5</u>	263.4	1:47.273	
4	Pit Out	119.5	40.034	101.5	44.832			5:54.624		23	33.830	184.3	34.250	115.3	39.780	<u>219.5</u>	263.4	1:47.860	
5	36.915	147.5	40.845	77.8	42.496	210.5	237.4	2:00.256		24	33.819	179.7	34.084	118.8	39.861	<u>219.5</u>	262.8	1:47.764	
6	38.159	102.1	36.573	107.1	41.432	215.6	246.6	1:56.164		25	33.640	186.2	34.090	119.9	39.745	218.2	263.4	1:47.475	
7	34.307	172.8	40.941	96.6	Pit In	215.6	262.1	2:13.016		26	33.646	186.2	34.283	115.9	Pit In	218.2	263.4	1:56.630	
8	Pit Out	162.9	35.786	105.7	43.653			7:01.044		27	Pit Out	119.7	43.750	105.2	42.982			1:11:53.611	
9	34.274	168.8	34.708	110.5	39.834	214.3	260.9	1:48.816		28	39.550	149.2	36.905	101.7	41.324	203.4	212.2	1:57.779	
10	33.668	169.5	34.107	114.6	39.797	<u>219.5</u>	264.1	1:47.572		29	35.233	165.4	34.972	112.6	42.094	210.5	255.9	1:52.299	
11	33.469	177.6	35.283	116.6	41.734	218.2	<u>264.7</u>	1:50.486		30	34.297	179.1	34.042	119.7	39.536	216.9	262.1	1:47.875	
12	33.631	186.2	33.887	122.6	39.498	216.9	264.1	1:47.016		31	33.482	180.0	34.145	114.0	39.628	<u>219.5</u>	264.1	1:47.255	
13	43.708	134.3	38.010	105.5	Pit In	<u>219.5</u>	264.1	2:14.756		32	35.829	160.0	35.714	114.0	Pit In	218.2	247.7	1:59.954	
14	Pit Out	155.4	35.732	108.5	42.636			9:36.530		33	Pit Out	156.5	36.356	111.2	40.400			3:56.103	
15	34.143	174.8	34.178	119.1	39.684	214.3	259.6	1:48.005		34	34.265	<u>192.9</u>	34.226	111.0	43.806	218.2	262.8	1:52.297	
16	33.659	177.3	34.236	114.0	40.074	218.2	263.4	1:47.969		35	33.495	189.1	35.156	95.6	53.297	218.2	264.1	2:01.948	
17	35.657	174.5	37.334	118.6	40.103	216.9	<u>264.7</u>	1:53.094		36	33.565	182.7	33.759	120.3	45.657	215.6	261.5	1:52.981	
18	34.025	179.7	34.313	115.3	40.103	218.2	263.4	1:48.441		37	<u>33.274</u>	186.5	<u>33.745</u>	122.2	<u>39.412</u>	218.2	264.1	<u>1:46.431</u>	
19	33.661	183.7	34.008	122.6	39.694	218.2	263.4	1:47.363		38	37.217	126.3	38.374	97.9	Pit In	218.2	263.4	2:10.737	



PSCSE - Test Day

Test Day

25 - 26 January 2024

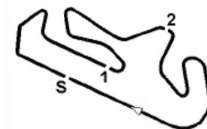
Laps and Sector Times - PSCSE Test Day 26-01-2024 - F

Autodromo Internacional Algarve - 4652mtr.

21 Sacha Norden										Porsche 911 GT3 Cup									
lap	Sect-1	Speed	Sect-2	Speed	Sect-3	Speed	TopSpeed	laptime	pit	lap	Sect-1	Speed	Sect-2	Speed	Sect-3	Speed	Topspeed	laptime	pit
1	Pit Out	132.4	40.038	106.1	43.286			2:04.257		18	Pit Out	138.6	39.546	111.3	41.636			44:29.594	
2	39.249	152.3	37.680	91.8	42.352	175.6	183.7	1:59.281		19	34.737	181.8	35.686	112.9	42.531	206.9	234.3	1:52.954	
3	35.790	167.7	34.431	112.3	43.285	204.5	241.1	1:53.506		20	33.239	182.1	33.740	116.5	<u>39.037</u>	220.9	266.0	1:46.016	
4	33.323	187.8	33.818	116.3	39.653	220.9	265.4	1:46.794		21	32.993	190.1	33.578	115.6	39.101	222.2	267.3	<u>1:45.672</u>	
5	33.460	190.5	33.860	114.4	39.772	219.5	267.3	1:47.092		22	32.998	190.1	33.557	119.3	40.037	<u>223.6</u>	268.0	1:46.592	
6	32.999	<u>196.0</u>	34.106	113.9	39.416	<u>223.6</u>	268.0	1:46.521		23	35.273	174.5	34.743	110.0	39.542	222.2	266.7	1:49.558	
7	33.149	194.2	33.751	118.6	39.579	<u>222.2</u>	266.7	1:46.479		24	<u>32.832</u>	192.9	<u>33.355</u>	<u>122.9</u>	41.132	222.2	266.0	1:47.319	
8	32.933	190.8	33.855	115.3	39.654	<u>223.6</u>	267.3	1:46.442		25	32.921	192.5	33.487	119.5	39.679	<u>223.6</u>	266.0	1:46.087	
9	32.981	188.8	34.072	118.6	Pit In	222.2	268.0	<u>1:53.092</u>		26	33.117	187.8	35.026	114.6	Pit In	220.9	266.7	1:58.801	
10	Pit Out	180.6	34.255	111.8	40.090			6:05.141		27	Pit Out	99.0	56.999	83.9	1:00.597			16:17.758	
11	33.300	185.9	34.797	117.4	40.269	220.9	267.3	1:48.366		28	54.479	125.6	41.081	79.1	44.380	100.3	66.7	2:19.940	
12	35.565	173.1	33.881	115.8	39.600	222.2	266.7	1:49.046		29	44.783	128.9	38.848	98.8	Pit In	137.9	203.8	2:14.592	
13	33.955	186.5	33.715	114.5	39.270	222.2	268.0	1:46.940		30	Pit Out	104.5	59.378	75.0	1:05.316			9:48.273	
14	33.154	192.2	33.825	115.5	39.365	219.5	266.0	1:46.344		31	1:06.386	65.8	52.707	67.2	51.291	86.5	67.2	2:50.384	
15	33.011	192.2	33.766	114.5	39.704	222.2	267.3	1:46.481		32	41.155	95.9	38.555	100.4	44.173	91.8	217.7	2:03.883	
16	32.985	182.7	34.425	108.9	39.536	222.2	<u>268.7</u>	1:46.946		33	37.486	158.1	36.950	97.4	42.984	148.8	232.3	1:57.420	
17	33.340	187.5	33.736	114.0	Pit In	222.2	267.3	<u>1:52.251</u>		34	39.478	123.1	41.666	100.9	Pit In	216.9	231.3	2:11.914	

22 Andrea Buratti										Porsche 911 GT3 Cup									
lap	Sect-1	Speed	Sect-2	Speed	Sect-3	Speed	TopSpeed	laptime	pit	lap	Sect-1	Speed	Sect-2	Speed	Sect-3	Speed	Topspeed	laptime	pit
1	Pit Out	154.7	45.106	100.1	Pit In			2:27.294		19	37.308	181.8	37.359	99.5	42.313	209.3	259.0	1:56.980	
2	Pit Out	177.0	37.271	97.6	45.585			8:12.977		20	37.274	148.6	36.998	101.5	42.319	210.5	259.0	1:56.591	
3	36.779	181.8	42.668	68.2	56.924	208.1	253.5	2:16.371		21	34.967	196.0	35.634	106.2	43.566	210.5	258.4	1:54.167	
4	36.990	166.9	43.565	73.0	53.025	203.4	249.4	2:13.580		22	34.825	188.2	35.210	104.8	41.512	210.5	259.6	1:51.547	
5	36.577	189.8	48.246	88.7	59.627	203.4	251.7	2:24.450		23	34.659	<u>202.2</u>	35.219	<u>116.1</u>	41.812	213.0	260.2	1:51.690	
6	47.904	145.0	45.600	90.4	52.338	202.2	196.7	2:25.842		24	<u>34.439</u>	201.1	<u>34.762</u>	<u>116.1</u>	<u>41.242</u>	<u>214.3</u>	<u>260.9</u>	<u>1:50.443</u>	
7	47.458	149.4	43.868	93.7	54.882	202.2	234.3	2:26.208		25	36.507	167.7	35.998	103.7	41.713	<u>214.3</u>	260.2	1:54.218	
8	44.200	137.4	38.439	90.0	48.638	193.5	246.0	2:11.277		26	35.026	187.5	35.273	109.5	Pit In	211.8	258.4	2:09.105	
9	41.153	98.0	38.140	94.0	Pit In	208.1	253.5	2:24.701		27	Pit Out	169.8	36.875	104.5	43.119			1:10:29.870	
10	Pit Out	172.5	37.091	100.7	43.948			6:34.248		28	35.014	191.2	35.301	107.1	41.966	208.1	257.1	1:52.281	
11	38.015	180.6	37.158	97.3	44.182	201.1	254.1	1:59.355		29	35.158	185.2	35.799	99.4	42.739	209.3	257.8	1:53.696	
12	36.694	182.7	36.661	105.8	44.730	201.1	220.4	1:58.085		30	35.258	194.2	35.816	103.7	42.775	208.1	256.5	1:53.849	
13	35.478	180.6	37.863	104.8	42.984	208.1	255.9	1:56.325		31	35.333	188.5	36.188	113.7	42.599	205.7	257.1	1:54.120	
14	36.143	189.8	36.198	106.9	42.633	209.3	257.8	1:54.974		32	35.367	179.1	36.246	113.2	42.444	208.1	257.1	1:54.057	
15	36.233	191.5	36.167	107.0	42.521	206.9	250.0	1:54.921		33	35.107	188.2	36.097	100.9	42.439	209.3	257.8	1:53.643	
16	35.126	196.4	36.079	97.9	45.425	208.1	258.4	1:56.630		34	35.109	194.2	35.665	109.6	42.908	209.3	257.1	1:53.682	
17	35.076	191.5	35.442	108.7	42.095	202.2	254.7	1:52.613		35	35.522	177.9	38.431	92.8	Pit In	208.1	253.5	2:12.934	
18	34.675	192.5	35.243	112.9	43.023	210.5	259.0	1:52.941		36									

24 Corrado Costa										Porsche 911 GT3 Cup									
lap	Sect-1	Speed	Sect-2	Speed	Sect-3	Speed	TopSpeed	laptime	pit	lap	Sect-1	Speed	Sect-2	Speed	Sect-3	Speed	Topspeed	laptime	pit
1	Pit Out	162.7	38.548	101.8	44.522			2:03.497		10	34.541	177.9	34.972	119.9	45.626	215.6	259.6	1:55.139	
2	35.722	201.1	36.066	120.1	49.645	208.1	255.9	2:01.433		11	34.447	191.8	34.824	116.5	44.032	208.1	257.1	1:53.303	
3	35.662	196.0	38.147	91.8	47.486	203.4	254.1	2:01.295		12	34.301	200.4	34.801	119.1	1:28.906	210.5	259.6	2:38.008	
4	35.239	197.4	35.995	110.4	44.149	209.3	256.5	1:55.383		13	34.620	198.2	40.483	100.3	48.818	208.1	256.5	2:03.921	
5	35.153	<u>208.5</u>	35.049	113.6	41.377	206.9	252.9	1:51.579		14	34.555	201.9	34.715	121.9	41.113	210.5	256.5	1:50.383	
6	34.335	206.5	34.756	120.3	41.154	213.0	258.4	<u>1:50.245</u>		15	34.512	206.5	<u>34.520</u>	123.1	41.235	215.6	259.0	1:50.267	
7	<u>34.274</u>	205.3	34.660	121.5	41.483	215.6	259.6	1:50.417		16	34.764	182.4	42.574	99.8	44.606	215.6	261.5	2:01.944	
8	35.212	189.1	34.706	115.9	<u>41.044</u>	<u>216.9</u>	<u>262.8</u>	1:50.962		17	34.829	180.3	45.933	97.4	Pit In	209.3	257.1	2:30.639	



PSCSE - Test Day

Test Day

25 - 26 January 2024

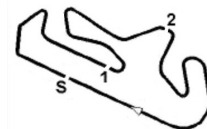
Laps and Sector Times - PSCSE Test Day 26-01-2024 - F

Autodromo Internacional Algarve - 4652mtr.

3	33.325	180.6	33.805	119.6	39.731	219.5	264.7	1:46.861	19	33.261	183.7	34.159	109.0	Pit In	220.9	266.7	1:54.437
4	33.064	179.4	33.717	120.3	39.607	219.5	266.0	1:46.388	20	Pit Out	172.0	34.920	113.3	39.830			32:54.525
5	33.222	180.9	33.991	117.4	39.446	220.9	266.7	1:46.659	21	33.302	179.4	34.056	114.5	39.512	219.5	265.4	1:46.870
6	33.115	188.5	33.563	118.0	Pit In	220.9	267.3	1:54.734	22	33.306	183.7	34.146	108.9	39.384	219.5	266.0	1:46.836
7	Pit Out	142.7	37.436	115.4	40.429			7:55.714	23	33.019	184.9	33.811	110.4	39.414	220.9	267.3	1:46.244
8	33.354	185.2	33.412	123.9	39.179	220.9	260.2	1:45.945	24	33.080	185.9	33.888	109.3	39.699	220.9	267.3	1:46.667
9	33.095	183.4	33.415	115.3	39.077	220.9	266.7	1:45.587	25	33.070	190.8	33.881	110.1	Pit In	220.9	266.0	1:56.026
10	32.916	187.5	33.565	132.7	41.765	<u>223.6</u>	<u>270.0</u>	1:48.246	26	Pit Out	144.4	35.872	109.5	40.177			4:13.856
11	33.011	189.8	33.277	132.4	40.946	222.2	266.7	1:47.234	27	33.732	175.9	33.992	114.4	39.229	218.2	252.9	1:46.953
12	33.033	183.4	33.829	111.9	39.294	220.9	266.7	1:46.156	28	32.825	189.8	33.371	121.5	<u>38.922</u>	219.5	264.7	1:45.118
13	32.958	190.5	33.726	113.2	Pit In	220.9	267.3	1:53.661	29	<u>32.610</u>	<u>193.5</u>	<u>33.129</u>	<u>135.5</u>	39.366	222.2	267.3	<u>1:45.105</u>
14	Pit Out	163.4	35.001	109.0	39.872			30:13.330	30	33.621	160.2	35.358	103.0	41.321	220.9	266.7	1:50.300
15	33.268	180.0	33.646	116.9	39.667	218.2	262.1	1:46.581	31	32.978	189.1	33.527	110.5	39.239	219.5	266.7	1:45.744
16	33.085	184.9	33.694	116.0	39.699	216.9	264.7	1:46.478	32	32.755	189.8	33.549	111.2	Pit In	220.9	268.0	1:54.340

32 Robin Knutsson										Porsche 911 GT3 Cup									
lap	Sect-1	Speed	Sect-2	Speed	Sect-3	Speed	TopSpeed	laptime	pit	lap	Sect-1	Speed	Sect-2	Speed	Sect-3	Speed	Topspeed	laptime	pit
1	Pit Out	149.2	36.515	120.9	40.678			1:53.479		30	33.246	181.2	35.811	115.8	Pit In	222.2	268.0	1:58.112	
2	35.070	163.4	34.383	120.5	39.631	210.5	241.1	1:49.084		31	Pit Out	155.2	40.504	113.6	48.675			40:42.111	
3	33.731	182.7	34.138	125.4	39.329	220.9	265.4	1:47.198		32	33.504	190.8	33.639	123.3	39.256	215.6	261.5	1:46.399	
4	33.282	186.9	33.584	124.9	39.366	222.2	266.7	1:46.232		33	33.340	190.1	33.480	118.3	39.098	220.9	266.0	1:45.918	
5	33.172	187.2	33.727	121.8	39.190	222.2	266.7	1:46.089		34	33.047	187.5	33.521	122.3	39.533	222.2	266.7	1:46.101	
6	33.267	190.5	33.663	120.3	39.188	222.2	268.0	1:46.118		35	34.746	172.2	34.073	122.3	39.263	222.2	268.0	1:48.082	
7	33.243	191.5	33.683	120.5	Pit In	220.9	267.3	1:52.561		36	32.943	189.8	33.410	120.4	39.330	222.2	269.3	1:45.683	
8	Pit Out	135.3	38.023	115.5	43.895			7:45.704		37	33.220	167.4	34.504	115.6	39.608	220.9	268.0	1:47.332	
9	35.257	166.9	36.474	121.5	40.091	208.1	243.8	1:51.822		38	33.077	189.5	33.570	113.8	39.157	220.9	266.0	1:45.804	
10	33.314	185.2	33.535	124.0	39.434	220.9	266.0	1:46.283		39	33.793	193.5	34.134	117.3	Pit In	220.9	264.1	1:53.295	
11	33.337	190.1	34.269	120.4	39.506	222.2	268.0	1:47.112		40	Pit Out	140.4	39.526	117.0	41.081			9:22.508	
12	33.160	187.8	33.411	121.9	39.203	219.5	268.7	1:45.774		41	35.240	161.9	34.985	121.1	39.758	210.5	254.1	1:49.983	
13	35.034	150.4	36.751	120.7	39.811	222.2	268.7	1:51.596		42	33.191	192.5	34.868	106.2	53.804	218.2	264.1	2:01.863	
14	33.057	187.8	34.439	121.2	39.325	218.2	266.7	1:46.821		43	33.112	188.8	39.976	95.7	41.165	218.2	264.7	1:54.253	
15	32.981	189.5	33.639	121.1	Pit In	220.9	268.0	2:02.810		44	32.857	190.5	33.367	122.2	40.783	220.9	265.4	1:47.007	
16	Pit Out	180.6	33.842	115.5	39.598			7:38.960		45	32.826	187.8	33.296	126.6	39.326	222.2	266.7	1:45.448	
17	34.601	186.9	33.374	129.5	41.065	220.9	267.3	1:49.040		46	32.853	194.9	33.250	125.6	42.181	219.5	266.7	1:48.284	
18	34.537	181.2	33.753	120.8	39.503	220.9	269.3	1:47.793		47	32.980	189.8	33.318	125.4	41.929	220.9	265.4	1:48.227	
19	33.016	188.2	33.489	119.2	39.253	<u>223.6</u>	269.3	1:45.758		48	33.464	160.7	35.060	123.0	39.318	222.2	266.0	1:47.842	
20	33.165	191.2	33.646	121.6	39.289	219.5	268.0	1:46.100		49	32.993	190.1	33.480	121.3	Pit In	222.2	265.4	1:52.332	
21	40.681	158.4	34.561	120.7	40.016	<u>223.6</u>	<u>270.7</u>	1:55.258		50	Pit Out	126.9	38.946	111.1	42.095			12:47.272	
22	33.389	190.8	33.504	115.0	40.205	220.9	268.0	1:47.098		51	34.239	173.6	34.451	116.8	39.600	215.6	259.0	1:48.290	
23	33.965	143.4	36.560	116.8	Pit In	222.2	268.7	1:59.424		52	32.782	189.5	<u>33.213</u>	<u>132.8</u>	39.322	220.9	266.7	1:45.317	
24	Pit Out	140.3	36.390	118.4	40.614			8:33.595		53	39.490	144.0	37.721	116.0	41.015	220.9	238.9	1:58.226	
25	36.107	139.7	34.955	124.0	39.427	206.9	245.5	1:50.489		54	32.864	194.2	33.256	124.0	39.013	220.9	266.0	1:45.133	
26	33.306	187.8	33.467	123.3	40.046	220.9	264.7	1:46.819		55	32.844	<u>209.7</u>	36.037	123.6	39.100	222.2	267.3	1:47.981	
27	33.287	192.5	33.343	120.9	44.743	206.9	260.2	1:51.373		56	<u>32.770</u>	193.2	33.284	121.8	<u>38.926</u>	222.2	266.7	<u>1:44.980</u>	
28	33.091	187.2	33.449	124.0	39.147	219.5	266.0	1:45.687		57	32.869	190.5	34.183	121.5	Pit In	222.2	268.0	1:53.862	
29	33.298	170.3	34.691	122.7	41.171	219.5	268.0	1:49.160		58									

37 Alberto Cerqui										Porsche 911 GT3 Cup									
lap	Sect-1	Speed	Sect-2	Speed	Sect-3	Speed	TopSpeed	laptime	pit	lap	Sect-1	Speed	Sect-2	Speed	Sect-3	Speed	Topspeed	laptime	pit
1	Pit Out	122.3	37.533	115.1	40.684			2:03.347		18	33.083	186.5	33.513	<u>129.2</u>	39.298	218.2	264.1	1:45.894	



PSCSE - Test Day

Test Day

25 - 26 January 2024

Laps and Sector Times - PSCSE Test Day 26-01-2024 - F

Autodromo Internacional Algarve - 4652mtr.

2	34.486	166.2	34.198	122.0	39.676	216.9	262.1	1:48.360	19	37.505	157.4	36.728	105.1	Pit In	<u>222.2</u>	265.4	2:03.328
3	34.092	160.5	33.972	122.7	39.528	220.9	<u>266.0</u>	1:47.592	20	Pit Out	140.1	35.401	118.7	40.232			43:23.793
4	33.175	188.8	33.581	121.2	39.532	220.9	265.4	1:46.288	21	34.191	181.8	34.322	121.6	39.502	218.2	263.4	1:48.015
5	33.206	185.2	33.600	122.9	39.261	219.5	264.7	1:46.067	22	33.118	184.6	33.388	126.8	39.343	219.5	264.7	1:45.849
6	33.063	<u>193.2</u>	33.523	119.7	39.407	219.5	<u>266.0</u>	1:45.993	23	33.037	182.7	35.906	111.9	40.729	219.5	262.8	1:49.672
7	33.233	185.9	34.517	113.9	Pit In	219.5	264.7	<u>1:55.497</u>	24	32.987	192.9	33.733	124.6	39.215	219.5	264.1	1:45.935
8	Pit Out	155.4	34.156	119.9	40.005			<u>5:53.449</u>	25	34.734	163.9	33.727	118.7	Pit In	218.2	250.6	1:55.631
9	33.224	186.2	33.717	119.1	39.393	218.2	264.1	1:46.334	26	Pit Out	137.8	38.474	110.7	41.248			4:37.927
10	33.414	184.6	34.928	103.2	Pit In	218.2	264.7	<u>1:57.830</u>	27	34.885	176.5	34.852	107.5	39.717	215.6	259.6	1:49.454
11	Pit Out	165.4	34.016	120.7	48.545			<u>8:53.987</u>	28	35.186	171.4	35.110	109.1	40.481	219.5	264.7	1:50.777
12	33.096	184.9	33.433	128.0	39.354	218.2	265.4	1:45.883	29	33.020	184.6	33.348	123.1	<u>38.766</u>	220.9	264.1	1:45.134
13	33.016	192.2	33.838	120.8	39.242	220.9	265.4	1:46.096	30	32.910	192.2	<u>33.253</u>	122.6	38.968	219.5	264.1	<u>1:45.131</u>
14	35.267	160.5	35.500	113.1	Pit In	219.5	234.8	<u>1:59.482</u>	31	37.854	161.7	37.683	84.3	Pit In	220.9	254.1	2:09.142
15	Pit Out	134.0	39.927	103.3	43.051			<u>7:00.078</u>	32	Pit Out	147.1	34.914	114.9	39.498			3:52.948
16	35.231	161.9	35.726	119.9	40.928	214.3	259.6	1:51.885	33	<u>32.863</u>	186.2	33.350	124.3	39.176	219.5	264.1	1:45.389
17	35.431	159.8	35.333	114.2	40.310	219.5	264.7	1:51.074	34	36.355	156.1	37.126	117.5	Pit In	220.9	264.1	<u>2:06.048</u>

39 Merabi Mekvabishvili										Porsche 911 GT3 Cup									
lap	Sect-1	Speed	Sect-2	Speed	Sect-3	Speed	TopSpeed	laptime	pit	lap	Sect-1	Speed	Sect-2	Speed	Sect-3	Speed	Topspeed	laptime	pit
1	Pit Out	114.8	43.529	95.7	48.436			2:14.741		22	35.268	166.7	34.194	117.1	39.260	215.6	248.3	1:48.722	
2	37.009	154.5	37.688	106.3	Pit In	202.2	253.5	2:03.754		23	<u>32.954</u>	178.5	33.478	116.4	<u>39.044</u>	222.2	268.0	<u>1:45.476</u>	
3	Pit Out	167.4	36.198	110.8	42.004			4:13.997		24	33.161	183.4	33.478	<u>120.7</u>	39.046	220.9	268.0	1:45.685	
4	35.539	166.2	36.518	107.6	Pit In	208.1	257.1	2:01.623		25	33.143	185.6	<u>33.448</u>	117.0	Pit In	<u>223.6</u>	<u>268.7</u>	1:53.147	
5	Pit Out	170.3	35.459	114.5	41.166			4:21.780		26	Pit Out	169.3	33.966	120.0	39.551			4:36.413	
6	34.449	183.1	35.004	113.9	41.627	214.3	260.9	1:51.080		27	33.316	179.4	33.883	116.1	39.311	218.2	263.4	1:46.510	
7	34.638	180.0	35.374	105.5	41.140	215.6	260.9	1:51.152		28	33.326	181.8	33.629	119.6	39.490	219.5	265.4	1:46.445	
8	34.289	185.6	35.017	108.5	40.636	215.6	262.1	1:49.942		29	33.361	177.3	34.221	111.5	Pit In	220.9	265.4	1:53.833	
9	35.526	182.7	35.037	112.7	Pit In	218.2	264.1	<u>1:58.367</u>		30	Pit Out	181.5	34.896	117.4	40.448			8:08.493	
10	Pit Out	140.8	43.068	100.0	44.359			7:33.991		31	34.049	187.5	34.535	118.2	40.756	216.9	262.8	1:49.340	
11	35.946	177.9	35.591	111.0	41.219	206.9	255.3	1:52.756		32	34.534	186.5	34.669	110.1	40.363	216.9	263.4	1:49.566	
12	35.131	180.3	36.642	113.0	41.346	214.3	260.9	1:53.119		33	34.276	188.5	34.931	114.3	41.795	216.9	264.1	1:51.002	
13	34.447	<u>194.6</u>	34.810	116.1	40.744	214.3	260.9	1:50.001		34	34.266	191.5	35.144	111.6	40.383	213.0	261.5	1:49.793	
14	34.773	182.1	34.998	106.2	40.494	215.6	239.5	1:50.265		35	34.201	179.4	34.875	112.1	40.359	218.2	265.4	1:49.435	
15	34.580	183.4	34.768	112.5	40.365	215.6	263.4	1:49.713		36	34.883	159.8	34.844	111.0	40.352	219.5	266.0	1:50.079	
16	34.093	187.5	34.693	112.3	40.790	216.9	265.4	1:49.576		37	34.002	178.8	34.678	110.1	40.762	218.2	265.4	1:49.442	
17	34.917	185.6	35.159	107.0	40.063	218.2	265.4	1:50.139		38	34.200	186.2	34.655	105.7	40.096	216.9	262.8	1:48.951	
18	33.999	191.8	34.706	109.4	41.106	219.5	264.7	1:49.811		39	34.305	181.5	34.607	108.5	39.946	216.9	264.7	1:48.858	
19	34.828	184.6	34.913	113.4	40.280	218.2	265.4	1:50.021		40	33.925	187.2	34.860	104.0	40.770	219.5	264.7	1:49.555	
20	34.685	189.1	35.146	110.1	Pit In	219.5	265.4	<u>1:59.577</u>		41	35.130	183.4			Pit In	218.2	266.7	2:03.164	
21	Pit Out	139.2	35.170	114.2	39.758			34:10.523		42									

44 Christof Langer										Porsche 911 GT3 Cup									
lap	Sect-1	Speed	Sect-2	Speed	Sect-3	Speed	TopSpeed	laptime	pit	lap	Sect-1	Speed	Sect-2	Speed	Sect-3	Speed	Topspeed	laptime	pit
1	Pit Out	115.3	46.996	103.3	47.074			2:18.485		11	34.030	171.7	34.231	124.6	40.395	218.2	261.5	1:48.656	
2	36.759	147.9	37.637	117.4	41.140	205.7	245.5	1:55.536		12	33.866	<u>188.8</u>	34.330	133.8	41.112	219.5	<u>266.0</u>	1:49.308	
3	34.586	162.2	35.308	120.7	40.429	216.9		1:50.323		13	34.166	185.6	34.722	123.4	40.596	<u>222.2</u>	264.7	1:49.484	
4	34.074	169.3	35.186	123.9	40.810	218.2	263.4	1:50.070		14	37.727	144.4	37.066	117.5	Pit In	216.9	264.7	2:06.337	
5	00:44.069	102.6	46.213	82.3	49.818	218.2	260.9	1:02:20.100		15	Pit Out	147.5	34.620	118.7	40.171			10:00.867	
6	39.515	136.5	37.017	125.3	41.332	205.7	208.9	1:57.864		16	34.078	150.2	34.544	109.5	40.750	218.2	262.8	1:49.372	
7	34.753	165.4	34.474	134.7	41.516	214.3	260.9	1:50.743		17	33.317	188.5	33.644	121.9	39.608	219.5	<u>266.0</u>	1:46.569	



PSCSE - Test Day

Test Day

25 - 26 January 2024

Laps and Sector Times - PSCSE Test Day 26-01-2024 - F

Autodromo Internacional Algarve - 4652mtr.

8	34.217	171.7	34.373	<u>135.8</u>	40.885	216.9	260.9	1:49.475	18	33.318	168.5	34.403	118.8	39.463	218.2	265.4	1:47.184
9	33.916	175.3	34.611	121.5	40.204	218.2	264.1	1:48.731	19	<u>33.170</u>	184.6	<u>33.376</u>	122.6	<u>39.408</u>	219.5	264.7	<u>1:45.954</u>
10	33.780	180.9	34.732	122.0	40.225	218.2	264.1	1:48.737	20	33.847	180.9	34.559	112.4	Pit In	220.9	265.4	1:57.027

47 Alexander Reimann										Porsche 911 GT3 Cup									
lap	Sect-1	Speed	Sect-2	Speed	Sect-3	Speed	TopSpeed	laptime	pit	lap	Sect-1	Speed	Sect-2	Speed	Sect-3	Speed	Topspeed	laptime	pit
1	Pit Out	104.2	50.617	83.7	46.515			2:22.441		25	33.643	179.1	33.744	120.3	Pit In	222.2	266.0	1:56.119	
2	42.883	113.0	38.992	100.9	40.561	176.5	230.8	2:02.436		26	Pit Out	139.2	39.425	111.8	40.196			48:45.247	
3	34.127	170.9	34.321	120.8	39.438	220.9	265.4	1:47.886		27	34.164	162.9	34.495	122.0	39.697	219.5	264.7	1:48.356	
4	33.726	173.1	34.067	119.9	<u>39.178</u>	<u>223.6</u>	<u>268.0</u>	1:46.971		28	33.639	175.6	33.865	119.5	39.617	220.9	265.4	1:47.121	
5	33.652	177.9	33.609	126.5	39.241	220.9	266.0	<u>1:46.502</u>		29	34.150	174.8	33.944	121.5	39.848	220.9	266.0	1:47.942	
6	33.417	176.2	33.496	131.9	40.247	<u>223.6</u>	267.3	1:47.160		30	33.697	178.5	33.807	124.7	39.325	219.5	265.4	1:46.829	
7	34.509	161.2	34.770	105.2	43.325	222.2	264.7	1:52.604		31	<u>33.413</u>	182.4	<u>33.478</u>	132.4	39.621	219.5	266.0	1:46.512	
8	36.927	161.0	36.044	102.9	40.548	215.6	262.8	1:53.519		32	33.480	181.8	33.670	<u>137.1</u>	43.466	219.5	265.4	1:50.616	
9	44.146	120.3	46.018	83.1	Pit In	161.4	171.4	2:33.414		33	40.159	145.2	40.171	99.5	42.740	219.5	266.0	2:03.070	
10	Pit Out	121.3	39.602	110.1	40.592			5:40.049		34	33.476	<u>186.5</u>	33.831	124.6	39.709	218.2	263.4	1:47.016	
11	34.066	171.7	34.164	118.2	39.711	218.2	264.7	1:47.941		35	33.445	182.4	34.067	122.7	40.069	219.5	265.4	1:47.581	
12	34.649	167.7	34.656	112.6	Pit In	<u>223.6</u>	<u>268.0</u>	1:55.802		36	33.570	177.6	33.501	132.5	39.806	222.2	265.4	1:46.877	
13	Pit Out	136.5	36.150	117.8	39.709			11:30.941		37	34.411	163.6	34.172	124.3	Pit In	220.9	266.0	1:55.683	
14	35.382	159.5	34.375	120.4	39.609	222.2	265.4	1:49.366		38	Pit Out	133.2	35.304	117.8	39.720			6:19.816	
15	34.182	161.4	34.355	117.8	43.219	222.2	<u>268.0</u>	1:51.756		39	35.064	173.6	33.933	122.9	40.185	219.5	256.5	1:49.182	
16	34.049	175.3	34.020	121.6	41.034	209.3	259.0	1:49.103		40	33.667	173.1	34.095	123.0	39.846	218.2	264.1	1:47.608	
17	34.445	168.8	34.209	121.3	39.867	219.5	266.7	1:48.521		41	33.899	178.2	33.716	130.3	41.027	219.5	264.1	1:48.642	
18	33.814	167.4	33.779	125.0	39.444	219.5	264.1	1:47.037		42	34.500	172.0	34.467	117.4	Pit In	210.5	259.0	1:56.358	
19	35.699	164.4	36.840	123.3	Pit In	222.2	265.4	1:58.567		43	Pit Out	158.1	35.133	117.8	40.089			4:59.499	
20	Pit Out	146.3	36.595	112.0	39.874			3:43.648		44	33.699	174.2	33.907	128.1	40.531	219.5	264.1	1:48.137	
21	33.807	178.2	34.340	118.7	40.005	218.2	264.1	1:48.152		45	34.072	177.6	34.085	118.0	40.351	219.5	264.7	1:48.508	
22	33.722	169.5	33.959	120.8	39.656	219.5	265.4	1:47.337		46	34.038	176.8	34.391	111.5	41.642	219.5	264.7	1:50.071	
23	33.542	179.7	33.838	120.4	39.462	220.9	266.0	1:46.842		47	34.051	175.6	34.186	114.9	40.304	220.9	266.7	1:48.541	
24	33.733	177.0	33.598	129.5	39.837	219.5	266.0	1:47.168		48	35.547	147.7	36.985	102.9	Pit In	216.9	248.8	2:00.024	

48 Thomas Kangro										Porsche 911 GT3 Cup									
lap	Sect-1	Speed	Sect-2	Speed	Sect-3	Speed	TopSpeed	laptime	pit	lap	Sect-1	Speed	Sect-2	Speed	Sect-3	Speed	Topspeed	laptime	pit
1	Pit Out	105.6	44.140	108.0	47.785			2:22.491		14	34.084	155.4	34.690	115.9	40.091	219.5	265.4	1:48.865	
2	40.326	140.1	43.381	102.7	45.113	187.5	225.0	2:08.820		15	33.750	179.7	34.320	114.4	39.710	218.2	264.1	1:47.780	
3	34.400	158.4	35.118	113.9	44.337	216.9	262.1	1:53.855		16	33.705	180.9	34.568	111.7	Pit In	219.5	265.4	2:02.730	
4	35.135	162.2	34.841	116.5	39.930	218.2	260.9	1:49.906		17	Pit Out	120.9	39.245	90.2	51.866			1:04:34.310	
5	34.365	157.7	34.584	120.8	40.588	216.9	264.1	1:49.537		18	37.694	134.8	37.640	101.5	40.557	213.0	242.2	1:55.891	
6	34.451	<u>183.7</u>	35.092	114.6	39.785	213.0	260.9	1:49.328		19	34.003	168.0	35.264	121.6	39.858	215.6	262.8	1:49.125	
7	33.723	168.5	34.297	119.1	39.709	218.2	263.4	1:47.729		20	33.779	169.5	34.314	<u>123.0</u>	39.984	218.2	262.8	1:48.077	
8	33.568	173.4	34.456	117.5	39.757	218.2	264.1	1:47.781		21	34.009	173.9	34.296	118.0	<u>39.465</u>	215.6	261.5	1:47.770	
9	<u>33.428</u>	170.1	36.671	108.4	41.222	218.2	264.1	1:51.321		22	33.711	179.1	34.366	116.4	39.700	218.2	262.8	1:47.777	
10	34.291	159.1	35.908	117.6	39.744	218.2	264.7	1:49.943		23	33.542	175.3	<u>34.144</u>	118.8	39.476	<u>220.9</u>	<u>266.0</u>	<u>1:47.162</u>	
11	33.974	170.3	34.372	118.6	39.917	218.2	263.4	1:48.263		24	33.483	178.2	34.278	119.3	39.506	219.5	264.1	1:47.267	
12	33.761	176.2	34.284	119.6	39.714	218.2	264.1	1:47.759		25	41.541	121.3	44.088	99.0	Pit In	219.5	264.7	2:24.275	
13	33.611	178.8	34.405	114.8	39.815	216.9	264.7	1:47.831		26									

52 Angus Whiteside										Porsche 911 GT3 Cup									
lap	Sect-1	Speed	Sect-2	Speed	Sect-3	Speed	TopSpeed	laptime	pit	lap	Sect-1	Speed	Sect-2	Speed	Sect-3	Speed	Topspeed	laptime	pit
1	Pit Out	124.1	39.205	112.5	42.017			2:04.902		14	33.387	189.1	34.028	119.5	39.214	216.9	262.1	1:46.629	
2	36.512	175.3	35.146	115.4	40.835	169.0	204.5	1:52.493		15	33.231	190.8	33.596	122.2	38.996	219.5	264.7	1:45.823	



PSCSE - Test Day

Test Day

25 - 26 January 2024

Laps and Sector Times - PSCSE Test Day 26-01-2024 - F

Autodromo Internacional Algarve - 4652mtr.

3	33.769	177.0	34.112	118.8	39.417	219.5	<u>266.7</u>	1:47.298	16	33.911	189.5	33.718	120.3	Pit In	219.5	<u>266.7</u>	2:00.872
4	33.291	185.9	33.907	116.6	39.415	220.9	266.0	1:46.613	17	Pit Out	153.0	37.048	114.8	40.473			40:58.460
5	33.481	191.2	33.739	122.9	39.232	220.9	264.7	1:46.452	18	33.896	177.6	33.786	121.8	39.204	218.2	262.1	1:46.886
6	33.376	192.9	34.056	118.0	Pit In	219.5	266.0	2:01.481	19	<u>33.051</u>	<u>193.5</u>	33.466	122.7	39.004	220.9	265.4	<u>1:45.521</u>
7	Pit Out	145.0	39.441	108.5	44.622			5:12.334	20	34.246	158.8	34.473	120.0	39.139	219.5	266.0	1:47.858
8	38.599	173.9	34.824	115.3	39.748	149.4	181.2	1:53.171	21	33.239	187.5	33.928	116.5	Pit In	<u>222.2</u>	<u>266.7</u>	1:58.768
9	33.108	189.8	33.587	120.9	39.849	220.9	264.7	1:46.544	22	Pit Out	177.9	34.207	120.4	39.141			4:22.290
10	33.373	182.7	<u>33.452</u>	123.9	<u>38.818</u>	219.5	265.4	1:45.643	23	33.130	178.8	34.100	125.0	39.634	220.9	266.0	1:46.864
11	33.535	179.1	33.532	124.9	Pit In	<u>222.2</u>	266.0	1:57.577	24	33.305	184.9	33.563	<u>125.7</u>	39.511	<u>222.2</u>	266.0	1:46.379
12	Pit Out	144.0	34.824	115.6	41.820			6:23.696	25	33.386	192.5	33.649	118.3	39.007	220.9	265.4	1:46.042
13	33.184	182.4	33.909	120.9	39.832	218.2	262.1	1:46.925	26	33.503	182.1	40.024	100.5	Pit In	<u>222.2</u>	266.0	2:07.784

54		Hugo Ellis								Porsche 911 GT3 Cup									
lap	Sect-1	Speed	Sect-2	Speed	Sect-3	Speed	TopSpeed	laptime	pit	lap	Sect-1	Speed	Sect-2	Speed	Sect-3	Speed	TopSpeed	laptime	pit
1	Pit Out	132.8	36.571	117.0	40.566			1:53.577		14	33.573	176.8	33.909	121.3	38.948	220.9	266.0	1:46.430	
2	34.621	166.9	36.871	116.9	39.949	218.2	255.9	1:51.441		15	33.271	183.7	34.703	121.2	39.149	220.9	266.7	1:47.123	
3	34.117	173.1	34.136	121.5	39.458	218.2	264.7	1:47.711		16	33.149	178.2	34.794	121.3	41.206	220.9	266.7	1:49.149	
4	33.401	178.8	33.768	123.1	39.477	219.5	265.4	1:46.646		17	33.268	185.9	33.523	120.5	39.608	220.9	<u>269.3</u>	1:46.399	
5	33.557	180.6	34.046	118.0	Pit In	218.2	266.7	1:58.346		18	34.025	178.5	33.936	116.4	38.902	214.3	265.4	1:46.863	
6	Pit Out	122.6	43.404	106.9	42.461			9:42.953		19	33.015	<u>189.1</u>	33.607	122.3	Pit In	222.2	268.0	1:55.799	
7	37.211	146.7	35.263	123.0	39.238	216.9	201.1	1:51.712		20	Pit Out	125.7	39.372	103.5	42.636			10:15.723	
8	33.319	177.0	33.641	126.5	38.948	222.2	266.7	1:45.908		21	36.990	161.7	34.794	117.8	39.450	202.2	183.4	1:51.234	
9	33.057	187.2	33.873	123.3	<u>38.766</u>	<u>223.6</u>	268.0	1:45.696		22	33.387	180.6	33.594	125.1	39.188	220.9	266.0	1:46.169	
10	33.223	184.0	34.206	119.1	39.178	222.2	268.0	1:46.607		23	<u>32.897</u>	188.5	<u>33.364</u>	123.9	39.008	<u>223.6</u>	267.3	<u>1:45.269</u>	
11	32.996	184.6	34.951	100.8	Pit In	220.9	267.3	1:59.524		24	32.993	186.9	33.517	123.7	38.878	222.2	268.0	1:45.388	
12	Pit Out	155.6	35.058	123.1	39.852			54:37.532		25	34.312	169.8	36.469	114.3	Pit In	222.2	267.3	2:02.282	
13	34.965	160.0	33.886	<u>127.5</u>	38.979	218.2	263.4	1:47.830		26									

55		Sid Smith								Porsche 911 GT3 Cup									
lap	Sect-1	Speed	Sect-2	Speed	Sect-3	Speed	TopSpeed	laptime	pit	lap	Sect-1	Speed	Sect-2	Speed	Sect-3	Speed	TopSpeed	laptime	pit
1	Pit Out	109.1	46.185	75.5	50.878			2:23.933		15	Pit Out	137.4	37.205	102.1	40.462			8:24.350	
2	39.473	130.4	40.090	108.8	42.637	190.5	220.4	2:02.200		16	33.718	155.6	34.237	114.4	39.678	215.6	262.1	1:47.633	
3	35.311	146.1	35.034	112.5	40.510	213.0	248.8	1:50.855		17	33.754	159.5	34.288	114.9	39.094	220.9	266.0	1:47.136	
4	34.114	153.0	34.590	112.4	40.191	218.2	266.0	1:48.895		18	33.426	154.3	<u>33.812</u>	116.6	39.480	<u>223.6</u>	<u>268.7</u>	1:46.718	
5	33.913	152.8	34.446	112.6	39.566	216.9	265.4	1:47.925		19	34.829	151.3	36.396	103.9	41.414	222.2	268.0	1:52.639	
6	33.598	161.4	41.970	108.3	40.159	222.2	<u>268.7</u>	1:55.727		20	34.183	157.0	35.647	106.5	Pit In	219.5	266.7	1:57.430	
7	33.518	153.4	34.304	116.1	39.122	220.9	<u>268.7</u>	1:46.944		21	Pit Out	123.4	42.378	96.2	46.921			34:33.762	
8	34.735	139.4	36.357	110.7	Pit In	<u>223.6</u>	268.0	2:00.340		22	36.070	146.3	36.152	108.3	42.150	205.7	255.3	1:54.372	
9	Pit Out	99.9	47.567	86.5	53.248			48:31.775		23	34.253	169.5	34.648	109.3	39.382	213.0	260.2	1:48.283	
10	45.894	129.2	38.648	107.7	42.870	147.5	180.6	2:07.412		24	33.797	163.1	34.198	110.5	39.514	219.5	265.4	1:47.509	
11	35.444	142.1	35.225	109.0	39.763	213.0	259.0	1:50.432		25	33.368	<u>173.4</u>	34.215	107.5	39.810	218.2	265.4	1:47.393	
12	33.846	151.3	33.929	<u>121.6</u>	<u>39.044</u>	218.2	263.4	1:46.819		26	35.550	151.7	35.646	110.2	40.866	220.9	251.7	1:52.062	
13	<u>33.265</u>	166.7	33.973	117.6	39.468	222.2	266.0	<u>1:46.706</u>		27	35.136	156.3	35.403	109.2	44.160	218.2	266.0	1:54.699	
14	35.405	138.5	35.420	111.8	Pit In	219.5	266.7	1:58.979		28	33.587	164.4	34.694	108.4	43.254	220.9	266.7	1:51.535	

56		Lee Mowle								Porsche 911 GT3 Cup									
lap	Sect-1	Speed	Sect-2	Speed	Sect-3	Speed	TopSpeed	laptime	pit	lap	Sect-1	Speed	Sect-2	Speed	Sect-3	Speed	TopSpeed	laptime	pit
1	Pit Out	144.2	37.933	104.3	43.833			2:00.082		18	34.574	185.2	34.734	<u>124.4</u>	41.533	209.3	259.0	1:50.841	
2	35.339	188.8	35.319	118.3	41.650	211.8	259.6	1:52.308		19	34.275	182.7	35.495	105.8	41.088	211.8	260.9	1:50.858	
3	34.738	181.2	34.844	120.1	41.659	213.0	261.5	1:51.241		20	34.084	192.2	<u>34.274</u>	115.1	43.256	215.6	263.4	1:51.614	
4	35.413	189.1	34.879	112.3	41.063	209.3	258.4	1:51.355		21	36.574	190.5	35.159	114.5	41.269	216.9	262.8	1:53.002	



PSCSE - Test Day

Test Day

25 - 26 January 2024

Laps and Sector Times - PSCSE Test Day 26-01-2024 - F

Autodromo Internacional Algarve - 4652mtr.

5	34.327	174.5	35.200	114.0	41.366	213.0	263.4	1:50.893	22	34.290	<u>193.2</u>	35.227	111.0	Pit In	210.5	259.6	1:58.176
6	35.460	178.5	35.068	119.2	Pit In	214.3	261.5	2:01.599	23	Pit Out	154.3	36.904	114.8	43.093			11:17.641
7	Pit Out	167.2	35.579	113.0	41.455			7:09.597	24	34.249	189.8	34.385	122.9	41.248	213.0	260.9	1:49.882
8	34.498	184.0	34.637	122.7	41.147	209.3	259.0	1:50.282	25	34.731	180.6	34.530	123.4	41.056	196.7	252.3	1:50.317
9	34.646	185.6	34.691	120.0	41.091	205.7	257.8	1:50.428	26	34.393	191.8	34.440	117.8	40.340	211.8	260.9	1:49.173
10	34.341	190.1	34.685	114.4	41.324	215.6	263.4	1:50.350	27	35.573	190.8	34.662	116.6	41.025	218.2	264.7	1:51.260
11	35.462	187.5	34.589	117.3	41.177	215.6	<u>265.4</u>	1:51.228	28	34.379	186.9	34.968	111.2	42.687	213.0	262.1	1:52.034
12	34.498	188.2	34.940	108.8	41.023	214.3	264.1	1:50.461	29	34.658	186.9	34.620	116.8	41.407	206.9	259.0	1:50.685
13	34.214	188.5	35.098	116.8	42.504	215.6	262.8	1:51.816	30	34.236	188.2	34.753	117.1	40.764	218.2	262.8	1:49.753
14	34.501	184.9	34.892	108.9	Pit In	215.6	264.1	2:02.295	31	34.346	187.8	34.604	116.5	40.490	215.6	263.4	1:49.440
15	Pit Out	149.8	36.424	120.7	42.229			49:19.820	32	34.080	188.8	34.357	118.2	40.507	218.2	262.8	<u>1:48.944</u>
16	34.845	183.4	34.960	121.2	41.707	208.1	256.5	1:51.512	33	34.387	187.2	34.432	113.7	<u>40.299</u>	218.2	262.8	1:49.118
17	34.710	182.7	34.983	115.0	41.561	208.1	258.4	1:51.254	34	<u>33.983</u>	189.8	35.071	117.0	Pit In	<u>219.5</u>	264.7	2:00.592

70 Mike Mihaylov										Porsche 911 GT3 Cup									
lap	Sect-1	Speed	Sect-2	Speed	Sect-3	Speed	TopSpeed	laptime	pit	lap	Sect-1	Speed	Sect-2	Speed	Sect-3	Speed	Topspeed	laptime	pit
1	Pit Out	175.0	34.930	117.5	40.118			1:49.340		18	35.052	190.5	35.683	108.9	41.817	210.5	259.6	1:52.552	
2	<u>33.140</u>	198.2	33.580	122.7	39.400	215.6	260.9	1:46.120		19	35.765	<u>199.3</u>	35.482	105.8	42.683	211.8	237.9	1:53.930	
3	33.232	198.5	<u>33.472</u>	<u>132.0</u>	<u>39.143</u>	218.2	263.4	<u>1:45.847</u>		20	35.248	184.9	35.993	96.3	41.879	213.0	260.2	1:53.120	
4	34.393	130.9	39.664	121.2	Pit In	<u>219.5</u>	<u>264.1</u>	2:05.875		21	35.152	190.1	35.366	98.3	41.738	211.8	260.2	1:52.256	
5	Pit Out	154.9	39.325	99.7	44.848			7:49.606		22	34.847	191.2	36.571	103.4	Pit In	213.0	259.6	2:01.964	
6	36.192	187.5	36.975	106.7	43.818	208.1	252.3	1:56.985		23	Pit Out	136.9	46.791	89.6	51.336			23:28.822	
7	37.095	170.6	37.488	100.1	44.810	205.7	246.0	1:59.393		24	40.558	170.9	39.366	97.6	42.499	146.3	192.9	2:02.423	
8	37.135	175.6	38.275	92.9	44.211	202.2	241.6	1:59.621		25	35.949	182.1	36.009	109.2	42.416	210.5	241.6	1:54.374	
9	36.210	179.4	36.361	102.8	43.191	208.1	253.5	1:55.762		26	35.087	195.3	35.555	109.5	43.470	210.5	256.5	1:54.112	
10	35.894	184.0	36.203	103.6	43.851	206.9	255.3	1:55.948		27	35.309	184.0	36.025	104.9	42.394	208.1	256.5	1:53.728	
11	36.637	162.2	38.579	105.2	45.013	210.5	256.5	2:00.229		28	35.086	193.2	35.644	104.2	41.934	210.5	257.8	1:52.664	
12	36.369	177.6	36.385	108.0	42.900	206.9	249.4	1:55.654		29	35.306	198.5	35.508	102.4	42.013	213.0	257.8	1:52.827	
13	35.706	190.1	36.523	98.5	43.019	209.3	255.9	1:55.248		30	39.215	184.0	35.926	107.5	42.255	197.8	172.5	1:57.396	
14	36.631	174.5	36.170	101.0	43.275	209.3	257.1	1:56.076		31	35.132	186.5	35.994	103.1	42.118	210.5	256.5	1:53.244	
15	35.610	188.5	35.686	110.8	42.276	209.3	257.8	1:53.572		32	35.058	197.4	35.377	106.4	41.555	210.5	257.1	1:51.990	
16	35.458	193.5	35.861	107.6	41.842	206.9	257.1	1:53.161		33	34.533	198.5	34.906	109.6	40.791	213.0	259.6	1:50.230	
17	35.442	186.5	36.702	107.6	42.343	209.3	258.4	1:54.487		34	34.428	198.5	34.830	107.9	40.801	214.3	260.2	1:50.059	

71 Jurgen Vollet										Porsche 911 GT3 Cup									
lap	Sect-1	Speed	Sect-2	Speed	Sect-3	Speed	TopSpeed	laptime	pit	lap	Sect-1	Speed	Sect-2	Speed	Sect-3	Speed	Topspeed	laptime	pit
1	Pit Out	140.3	41.773	94.8	48.053			2:10.566		14	35.455	162.4	36.718	101.6	45.062	208.1	257.1	1:57.235	
2	36.493	151.7	36.958	99.4	43.109	211.8	258.4	1:56.560		15	35.622	178.2	36.342	102.5	43.975	208.1	258.4	1:55.939	
3	36.077	180.6	36.048	105.6	42.117	211.8	258.4	1:54.242		16	36.137	176.5	36.167	109.5	43.607	209.3	257.1	1:55.911	
4	35.006	178.5	36.495	109.8	42.217	214.3	259.6	1:53.718		17	35.719	173.4	36.236	100.9	Pit In	204.5	254.1	2:06.063	
5	34.834	174.5	35.938	107.9	42.025	210.5	260.2	1:52.797		18	Pit Out	172.0	36.960	104.1	44.301			8:15.351	
6	34.534	184.9	35.333	105.0	42.814	214.3	261.5	1:52.681		19	35.562	179.7	36.023	<u>110.9</u>	43.629	210.5	256.5	1:55.214	
7	<u>34.430</u>	183.1	<u>35.241</u>	104.4	<u>41.513</u>	215.6	<u>263.4</u>	<u>1:51.184</u>		20	36.273	184.0	36.102	108.1	42.953	205.7	223.6	1:55.328	
8	1:26.837	89.4	51.390	92.4	Pit In	<u>216.9</u>	<u>263.4</u>	3:25.970		21	36.197	189.1	35.940	107.8	42.447	213.0	245.5	1:54.584	
9	Pit Out	153.8	39.567	96.3	47.784			1:49:18.395		22	34.976	184.0	35.817	108.4	42.795	211.8	258.4	1:53.588	
10	37.821	180.6	36.760	92.3	43.307	174.8	230.3	1:57.888		23	35.207	<u>191.5</u>	36.125	106.9	43.506	209.3	259.0	1:54.838	
11	36.400	130.6	37.433	100.4	43.854	204.5	255.3	1:57.687		24	35.058	180.3	35.680	103.4	43.336	213.0	261.5	1:54.074	
12	35.108	174.5	36.984	97.5	44.100	213.0	259.0	1:56.192		25	35.296	175.6	36.170	109.8	44.232	209.3	258.4	1:55.698	
13	35.348	173.9	36.032	98.6	43.668	205.7	255.3	1:55.048		26									



PSCSE - Test Day

Test Day

25 - 26 January 2024

Laps and Sector Times - PSCSE Test Day 26-01-2024 - F

Autodromo Internacional Algarve - 4652mtr.

76 Indrek Jaaska										Porsche 911 GT3 Cup									
lap	Sect-1	Speed	Sect-2	Speed	Sect-3	Speed	TopSpeed	laptime	pit	lap	Sect-1	Speed	Sect-2	Speed	Sect-3	Speed	Topspeed	laptime	pit
1	Pit Out	161.2	40.946	107.7	46.094			2:07.379		25	Pit Out	152.1	38.202	110.3	43.670			34:52.724	
2		37.656	167.4	37.916	118.2	42.920	196.7	244.3	1:58.492	26		36.264	192.5	34.540	126.6	40.724	202.2	252.9	1:51.528
3		35.330	174.8	39.218	107.5	Pit In	208.1	255.9	2:17.579	27		34.440	184.0	33.932	125.4	42.405	218.2	262.8	1:50.777
4	Pit Out	157.4	39.766	108.2	44.139				7:25.199	28		34.470	181.5	34.621	111.8	1:19.231	211.8	260.2	2:28.322
5		37.317	180.9	34.845	116.4	42.297	206.9	257.1	1:54.459	29		37.568	190.1	34.715	126.9	41.301	165.1	226.9	1:53.584
6		34.564	191.5	33.883	119.9	40.154	215.6	260.2	1:48.601	30		34.326	192.2	35.931	122.6	42.246	216.9	263.4	1:52.503
7		34.186	148.1	37.113	119.9	43.044	219.5	265.4	1:54.343	31		33.973	189.1	34.460	122.4	40.293	219.5	265.4	1:48.726
8		34.413	200.4	<u>33.805</u>	131.1	40.566	216.9	264.7	1:48.784	32		34.131	190.8	34.319	132.2	40.507	219.5	264.7	1:48.957
9		33.902	<u>206.1</u>	35.747	113.7	40.978	218.2	265.4	1:50.627	33		34.246	197.1	34.107	134.8	40.176	219.5	265.4	1:48.529
10		34.239	193.5	33.993	126.2	40.444	<u>220.9</u>	266.0	1:48.676	34		33.874	193.2	34.143	128.0	41.689	219.5	266.0	1:49.706
11		34.202	192.5	59.596	106.5	43.145	<u>220.9</u>	266.0	2:16.943	35		<u>33.568</u>	196.7	34.344	128.6	40.283	218.2	262.8	1:48.195
12		36.462	194.2	34.196	126.5	40.502	216.9	263.4	1:51.160	36		33.921	192.5	33.886	<u>139.0</u>	40.139	219.5	264.7	1:47.946
13		34.186	191.8	34.344	121.8	40.507	218.2	264.7	1:49.037	37		33.823	202.2	34.478	121.1	41.626	<u>220.9</u>	<u>267.3</u>	1:49.927
14		37.844	169.5	36.900	104.3	Pit In	219.5	265.4	2:11.177	38		38.665	153.8	36.386	114.6	Pit In	219.5	229.3	2:12.032
15	Pit Out	162.7	37.097	122.0	42.472				6:55.298	39	Pit Out	175.6	35.087	122.0	41.803				22:58.142
16		36.993	169.0	37.317	116.1	42.848	214.3	259.6	1:57.158	40		34.655	175.3	34.786	118.4	40.666	209.3	256.5	1:50.107
17		35.165	189.8	34.624	122.9	41.004	214.3	260.9	1:50.793	41		34.015	179.1	34.477	112.9	40.885	218.2	264.7	1:49.377
18		34.907	189.8	34.984	128.4	40.717	219.5	264.1	1:50.608	42		34.329	187.5	34.705	125.4	40.461	219.5	264.7	1:49.495
19		34.601	194.2	34.177	124.7	41.514	218.2	263.4	1:50.292	43		33.952	188.8	34.531	110.8	41.296	218.2	264.1	1:49.779
20		34.040	196.7	34.180	125.4	40.715	218.2	264.7	1:48.935	44		33.672	185.6	34.170	130.6	40.359	218.2	263.4	1:48.201
21		33.763	193.5	35.648	110.3	40.088	218.2	264.7	1:49.499	45		33.909	185.9	33.980	125.4	<u>40.039</u>	218.2	263.4	1:47.928
22		35.658	204.5	34.438	119.1	40.665	218.2	266.0	1:50.761	46		33.756	187.8	33.839	133.8	40.148	218.2	264.1	<u>1:47.743</u>
23		33.876	189.5	34.629	117.0	42.832	219.5	265.4	1:51.337	47		36.737	139.0	44.274	102.1	Pit In	219.5	264.7	2:28.531
24		34.440	185.9	36.943	123.0	Pit In	211.8	259.0	2:09.141	48									

77 Jules Grouwels										Porsche 911 GT3 Cup									
lap	Sect-1	Speed	Sect-2	Speed	Sect-3	Speed	TopSpeed	laptime	pit	lap	Sect-1	Speed	Sect-2	Speed	Sect-3	Speed	Topspeed	laptime	pit
1	Pit Out	102.5	47.054	90.4	Pit In			2:33.690		27		35.947	152.5	35.178	117.9	40.387	213.0	250.6	1:51.512
2	Pit Out	143.4	40.712	106.4	Pit In			6:10.903		28		33.974	181.8	34.543	119.1	40.266	216.9	262.8	1:48.783
3	Pit Out	160.5	36.034	105.2	Pit In			2:50.653		29		34.028	179.1	34.419	120.4	40.265	216.9	263.4	1:48.712
4	Pit Out	143.4	37.813	109.3	42.819			2:59.817		30		34.030	179.7	34.841	117.0	40.307	219.5	264.1	1:49.178
5		35.296	179.1	35.480	111.0	41.238	211.8	250.6	1:52.014	31		33.907	185.2	34.333	123.3	40.259	216.9	264.1	1:48.499
6		36.156	158.8	36.458	113.1	41.666	209.3	259.0	1:54.280	32		34.404	164.1	34.853	116.6	Pit In	218.2	263.4	2:00.603
7		34.859	164.1	35.399	112.1	40.902	213.0	260.9	1:51.160	33	Pit Out	124.4	41.135	91.0	43.098				15:02.906
8		34.754	180.9	35.083	115.8	40.929	215.6	261.5	1:50.766	34		35.744	174.5	35.835	100.3	42.206	206.9	255.9	1:53.785
9		35.092	169.0	36.532	112.7	41.354	215.6	261.5	1:52.978	35		34.692	181.8	34.999	111.6	40.424	215.6	262.1	1:50.115
10		34.717	180.6	35.404	116.8	40.567	215.6	260.9	1:50.688	36		33.907	183.1	34.192	116.8	39.766	219.5	262.1	<u>1:47.865</u>
11		34.361	182.1	36.793	117.4	Pit In	218.2	262.1	2:01.887	37		33.845	185.9	34.651	111.9	39.836	219.5	264.1	1:48.332
12	Pit Out	168.5	35.185	115.9	41.968			8:21.830		38		<u>33.478</u>	185.2	34.393	117.6	40.007	219.5	264.1	1:47.878
13		34.775	177.6	34.750	115.6	40.576	213.0	260.2	1:50.101	39		33.736	188.2	<u>34.038</u>	122.4	40.305	219.5	264.1	1:48.079
14		34.473	180.0	34.828	<u>128.6</u>	41.982	218.2	263.4	1:51.283	40		33.584	183.4	34.610	115.5	40.376	218.2	263.4	1:48.570
15		34.583	177.0	34.728	118.4	40.470	216.9	264.1	1:49.781	41		33.739	178.2	34.772	112.1	40.129	219.5	263.4	1:48.640
16		34.360	181.5	34.623	111.6	41.785	218.2	262.8	1:50.768	42		33.979	180.9	34.584	111.2	39.854	218.2	263.4	1:48.417
17		34.846	178.2	34.668	119.7	42.218	216.9	263.4	1:51.732	43		33.742	185.6	34.431	106.8	<u>39.739</u>	220.9	264.1	1:47.912
18		35.721	174.2	34.448	115.5	40.257	216.9	263.4	1:50.426	44		33.529	<u>191.8</u>	48.123	107.8	Pit In	219.5	263.4	2:14.397
19		34.495	178.2	34.868	112.6	40.458	218.2	263.4	1:49.821	45	Pit Out	141.9	37.428	105.5	41.305				9:06.110
20		34.117	186.5	34.414	117.9	41.781	218.2	262.8	1:50.312	46		34.188	172.5	34.575	115.1	40.850	216.9	260.9	1:49.613
21		34.150	174.5	34.253	126.0	40.609	218.2	264.1	1:49.012	47		33.767	181.2	34.381	117.6	39.832	215.6	261.5	1:47.980



PSCSE - Test Day

Test Day

25 - 26 January 2024

Laps and Sector Times - PSCSE Test Day 26-01-2024 - F

Autodromo Internacional Algarve - 4652mtr.

22	34.150	178.5	34.433	120.1	40.119	218.2	264.1	1:48.702	48	38.322	158.8	34.963	113.7	Pit In	218.2	264.1	2:02.885
23	33.920	186.5	34.168	124.7	41.259	219.5	264.7	1:49.347	49	Pit Out	169.3	35.183	111.6	40.440			3:37.057
24	35.232	179.4	34.708	111.6	Pit In	204.5	238.4	1:59.385	50	34.264	191.2	34.176	118.4	39.789	213.0	261.5	1:48.229
25	Pit Out	177.6	34.652	118.4	40.786			9:47.591	51	34.727	180.0	34.215	115.5	39.848	<u>222.2</u>	<u>265.4</u>	1:48.790
26	34.568	175.9	34.837	117.9	41.270	218.2	260.9	1:50.675	52	38.956	145.9	38.557	100.7	Pit In	220.9	263.4	2:09.686

78 Ariel Levi										Porsche 911 GT3 Cup									
lap	Sect-1	Speed	Sect-2	Speed	Sect-3	Speed	TopSpeed	laptime	pit	lap	Sect-1	Speed	Sect-2	Speed	Sect-3	Speed	Topspeed	laptime	pit
1	Pit Out	161.4	36.364	115.5	40.098			1:54.732		9	33.112	184.3	33.644	120.5	Pit In	220.9	269.3	1:54.223	
2	34.092	181.8	33.755	119.1	39.191	219.5	264.7	1:47.038		10	Pit Out	147.9	40.408	114.2	41.966			22:11.046	
3	33.310	193.9	33.692	119.7	39.983	220.9	266.7	1:46.985		11	35.478	176.2	37.013	122.0	39.998	209.3	246.0	1:52.489	
4	33.364	190.5	33.609	<u>126.9</u>	39.051	<u>222.2</u>	266.7	1:46.024		12	37.986	157.0	34.574	121.6	40.563	219.5	247.1	1:53.123	
5	32.788	190.1	33.588	118.7	Pit In	<u>222.2</u>	266.7	1:58.340		13	<u>32.563</u>	198.9	<u>33.023</u>	126.2	<u>38.546</u>	220.9	266.0	<u>1:44.132</u>	
6	Pit Out	188.5	33.805	123.9	39.010			10:14.908		14	34.027	187.5	33.351	126.2	38.747	<u>222.2</u>	268.7	1:46.125	
7	32.811	<u>199.6</u>	33.488	123.4	39.038	220.9	266.0	1:45.337		15	33.572	196.0	33.339	120.3	39.390	<u>222.2</u>	<u>270.7</u>	1:46.301	
8	32.848	192.5	33.637	124.3	39.150	<u>222.2</u>	266.7	1:45.635		16	32.645	195.3	34.037	117.9	Pit In	<u>222.2</u>	266.0	1:55.373	

84 Marco Gilltrap										Porsche 911 GT3 Cup									
lap	Sect-1	Speed	Sect-2	Speed	Sect-3	Speed	TopSpeed	laptime	pit	lap	Sect-1	Speed	Sect-2	Speed	Sect-3	Speed	Topspeed	laptime	pit
1	Pit Out	121.8	37.659	112.6	41.533			1:56.353		16	Pit Out	142.7	35.789	120.4	40.850			6:39.263	
2	33.811	172.0	34.211	117.9	40.186	216.9	261.5	1:48.208		17	33.983	161.2	34.348	118.7	39.648	218.2	266.0	1:47.979	
3	33.349	173.1	33.920	121.1	39.246	<u>222.2</u>	266.7	1:46.515		18	33.674	157.4	34.254	121.8	39.519	220.9	268.7	1:47.447	
4	34.226	151.9	34.006	120.1	40.152	<u>222.2</u>	268.7	1:48.384		19	33.281	172.8	33.970	116.0	39.710	<u>222.2</u>	<u>269.3</u>	1:46.961	
5	33.267	181.8	34.118	121.1	39.732	220.9	267.3	1:47.117		20	33.352	176.5	33.749	119.6	39.416	220.9	268.7	1:46.517	
6	33.360	175.9	34.285	117.5	39.366	220.9	267.3	1:47.011		21	33.288	176.5	33.829	120.1	39.502	220.9	268.0	1:46.619	
7	33.475	173.1	34.101	118.0	39.395	<u>222.2</u>	268.0	1:46.971		22	33.349	178.2	36.075	103.9	Pit In	220.9	268.7	2:01.958	
8	33.277	175.6	33.875	117.1	Pit In	<u>222.2</u>	268.7	2:00.244		23	Pit Out	130.6	36.977	101.3	41.637			56:07.465	
9	Pit Out	152.3	35.442	118.8	40.757			7:28.998		24	33.904	187.5	36.836	118.9	Pit In	215.6	262.1	2:00.403	
10	34.305	175.0	34.223	120.9	39.821	220.9	266.7	1:48.349		25	Pit Out	121.1	40.613	101.8	46.316			5:06.270	
11	33.576	175.6	34.149	118.6	40.361	219.5	266.0	1:48.086		26	37.575	141.0	36.401	125.6	41.249	206.9	250.0	1:55.225	
12	33.390	175.6	34.089	119.7	39.626	<u>222.2</u>	268.0	1:47.105		27	33.255	177.6	33.823	124.9	39.329	215.6	262.1	1:46.407	
13	33.352	179.1	33.868	120.8	39.232	<u>222.2</u>	268.7	1:46.452		28	33.132	181.8	33.536	126.2	<u>38.950</u>	219.5	266.7	1:45.618	
14	33.204	174.2	34.418	114.5	39.473	220.9	<u>269.3</u>	1:47.095		29	<u>32.958</u>	<u>188.8</u>	<u>33.261</u>	<u>128.1</u>	39.086	220.9	267.3	<u>1:45.305</u>	
15	33.775	177.3	34.023	123.1	Pit In	220.9	<u>269.3</u>	1:56.988		30	34.611	146.9	35.855	112.9	Pit In	220.9	253.5	2:00.071	

91 Anthony Imperato										Porsche 911 GT3 Cup									
lap	Sect-1	Speed	Sect-2	Speed	Sect-3	Speed	TopSpeed	laptime	pit	lap	Sect-1	Speed	Sect-2	Speed	Sect-3	Speed	Topspeed	laptime	pit
1	Pit Out	105.9	41.195	98.1	43.167			2:05.093		12	33.465	174.5	34.093	115.1	39.768	220.9	265.4	1:47.326	
2	36.470	159.3	35.486	110.0	43.916	211.8	256.5	1:55.872		13	33.914	178.5	35.576	115.8	Pit In	220.9	266.0	2:00.235	
3	34.494	168.2	34.396	<u>123.3</u>	40.551	214.3	259.6	1:49.441		14	Pit Out	154.3	35.133	113.6	40.367			4:33.451	
4	34.140	167.2	34.293	114.2	Pit In	218.2	263.4	1:58.096		15	34.173	176.5	34.155	116.5	39.573	218.2	263.4	1:47.901	
5	Pit Out	128.9	40.993	102.2	42.131			6:46.823		16	33.534	181.2	33.809	116.3	39.485	219.5	264.7	1:46.828	
6	36.185	163.1	35.120	113.6	39.806	214.3	259.0	1:51.111		17	33.676	178.8	33.899	116.8	39.795	220.9	263.4	1:47.370	
7	33.991	180.3	33.992	123.1	39.852	219.5	262.8	1:47.835		18	33.704	181.2	34.031	111.6	39.478	218.2	265.4	1:47.213	
8	33.923	178.5	33.956	118.6	40.415	218.2	263.4	1:48.294		19	<u>33.386</u>	<u>184.6</u>	33.919	117.1	42.213	220.9	<u>266.7</u>	1:49.518	
9	33.751	182.7	34.132	114.9	<u>39.169</u>	216.9	262.1	1:47.052		20	33.460	183.4	33.813	118.8	39.571	218.2	264.1	1:46.844	
10	33.519	177.0	<u>33.717</u>	118.7	39.567	220.9	265.4	<u>1:46.803</u>		21	33.472	184.0	34.335	112.7	43.087	<u>222.2</u>	266.0	1:50.894	
11	33.520	180.3	34.145	109.8	39.354	219.5	264.7	1:47.019		22	33.808	175.9	33.980	115.9	Pit In	219.5	265.4	2:04.535	



PSCSE - Test Day

Test Day

25 - 26 January 2024

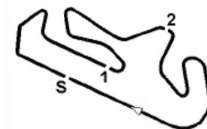
Laps and Sector Times - PSCSE Test Day 26-01-2024 - F

Autodromo Internacional Algarve - 4652mtr.

94 Jaubert Mathys 2										Porsche 911 GT3 Cup									
lap	Sect-1	Speed	Sect-2	Speed	Sect-3	Speed	TopSpeed	laptme	pit	lap	Sect-1	Speed	Sect-2	Speed	Sect-3	Speed	Topspeed	laptme	pit
1	Pit Out	133.2	36.636	110.7	40.164			1:54.386		17	32.902	<u>187.2</u>	<u>33.376</u>	118.0	Pit In	222.2	267.3	1:53.238	
2		33.655	173.6	33.906	116.3	39.038	218.2	264.7	1:46.599	18	Pit Out	151.0	37.517	114.9	40.935			8:24.273	
3		33.121	177.6	33.536	119.7	38.875	<u>223.6</u>	<u>268.7</u>	1:45.532	19	33.242	179.7	33.577	118.9	38.886	220.9	265.4	1:45.705	
4		35.523	150.6	37.255	104.9	Pit In	<u>223.6</u>	263.4	2:02.298	20	32.890	184.3	33.565	119.1	39.058	222.2	268.0	1:45.513	
5	Pit Out	156.7	34.910	116.4	39.190			10:09.057		21	33.016	180.9	34.088	116.8	46.226	220.9	<u>268.7</u>	1:53.330	
6		32.963	181.2	33.833	119.3	42.468	222.2	266.7	1:49.264	22	33.131	181.8	33.486	115.5	Pit In	222.2	266.7	1:55.265	
7		<u>32.879</u>	177.6	33.507	120.1	38.867	<u>223.6</u>	268.0	<u>1:45.253</u>	23	Pit Out	87.2	48.535	81.2	49.532			25:52.793	
8		33.092	180.0	34.938	108.8	Pit In	220.9	268.0	1:57.384	24	42.523	127.5	38.447	101.1	45.040	201.1	187.2	2:06.010	
9	Pit Out	163.9	34.326	121.1	40.480			7:56.624		25	36.686	140.6	36.558	104.2	41.894	213.0	240.0	1:55.138	
10		33.295	170.6	33.868	119.1	38.910	219.5	266.7	1:46.073	26	36.053	154.5	35.264	112.3	40.564	215.6	213.0	1:51.881	
11		33.009	182.7	33.531	118.3	39.066	222.2	267.3	1:45.606	27	34.687	162.2	34.752	115.0	40.867	219.5	263.4	1:50.306	
12		33.184	180.0	33.466	118.2	Pit In	222.2	267.3	1:54.737	28	34.841	159.8	34.715	122.7	40.070	218.2	259.0	1:49.626	
13	Pit Out	131.1	43.577	114.8	40.500			38:45.279		29	34.433	164.6	34.372	118.7	39.859	219.5	265.4	1:48.664	
14		33.733	172.8	34.000	117.0	39.024	219.5	262.8	1:46.757	30	34.192	151.9	34.339	120.0	39.783	219.5	265.4	1:48.314	
15		33.460	166.7	34.950	114.0	39.152	220.9	266.7	1:47.562	31	33.970	167.2	33.924	<u>128.4</u>	39.868	219.5	266.0	1:47.762	
16		33.047	177.6	33.815	118.3	<u>38.825</u>	<u>223.6</u>	266.7	1:45.687	32	33.983	167.7	35.672	117.4	Pit In	220.9	260.9	2:08.807	

191 Javier Ripoll Jr										Porsche 911 GT3 Cup									
lap	Sect-1	Speed	Sect-2	Speed	Sect-3	Speed	TopSpeed	laptme	pit	lap	Sect-1	Speed	Sect-2	Speed	Sect-3	Speed	Topspeed	laptme	pit
1	Pit Out	146.5	44.600	100.9	50.544			2:16.419		23	40.580	140.1	38.798	99.7	46.405	200.0	237.4	2:05.783	
2		40.448	152.8	39.860	93.4	45.959	197.8	245.5	2:06.267	24	35.745	175.3	35.739	109.6	45.217	209.3	258.4	1:56.701	
3		37.064	177.9	37.098	105.7	45.136	205.7	254.7	1:59.298	25	35.241	181.5	35.612	109.1	41.454	210.5	258.4	1:52.307	
4		36.611	173.4	37.030	98.7	43.533	203.4	253.5	1:57.174	26	34.613	181.8	34.980	111.2	41.148	215.6	262.1	1:50.741	
5		35.503	185.9	36.241	99.7	41.975	211.8	260.2	1:53.719	27	35.598	173.1	34.670	110.2	40.621	215.6	243.8	1:50.889	
6		35.264	178.2	35.328	107.8	41.188	215.6	262.8	1:51.780	28	35.269	179.7	34.860	119.1	41.537	<u>220.9</u>	<u>267.3</u>	1:51.666	
7		34.548	188.2	35.274	104.9	40.924	216.9	264.1	1:50.746	29	34.299	183.4	34.670	116.0	40.595	215.6	260.9	1:49.564	
8		40.527	118.6	42.756	107.5	Pit In	218.2	266.7	2:16.279	30	35.430	173.1	34.686	<u>126.6</u>	Pit In	218.2	265.4	2:01.257	
9	Pit Out	163.9	36.872	103.1	42.584			7:06.065		31	Pit Out	169.8	36.258	109.1	42.044			3:18.858	
10		34.611	187.8	35.680	104.9	41.521	216.9	261.5	1:51.812	32	34.547	182.7	34.410	119.7	40.539	216.9	264.1	1:49.496	
11		34.563	187.2	35.084	108.1	41.124	216.9	264.1	1:50.771	33	<u>33.732</u>	185.2	<u>34.227</u>	118.3	40.556	219.5	266.7	<u>1:48.515</u>	
12		35.527	193.9	35.000	114.0	41.090	218.2	266.0	1:51.617	34	33.862	193.2	34.378	113.0	40.279	219.5	266.0	1:48.519	
13		34.520	180.3	35.135	109.9	41.350	215.6	264.7	1:51.005	35	35.557	174.8	34.579	123.6	Pit In	218.2	266.7	2:02.021	
14		34.448	186.9	34.603	112.7	41.115	218.2	264.7	1:50.166	36	Pit Out	155.4	37.111	105.9	42.778			25:23.296	
15		34.438	194.9	34.818	110.4	41.175	215.6	263.4	1:50.431	37	35.044	179.4	35.542	102.3	41.488	214.3	259.6	1:52.074	
16		34.903	187.2	36.806	108.1	Pit In	219.5	264.1	2:03.586	38	35.138	179.4	35.123	103.4	40.657	214.3	260.9	1:50.918	
17	Pit Out	176.5	35.667	105.0	41.488			3:27.055		39	34.155	188.5	34.283	109.0	40.424	219.5	264.1	1:48.862	
18		34.674	191.2	35.480	101.4	41.372	216.9	264.1	1:51.526	40	34.025	185.9	34.580	108.4	40.419	214.3	262.8	1:49.024	
19		35.027	179.7	35.171	109.0	40.973	216.9	264.1	1:51.171	41	33.912	184.3	34.503	112.1	40.317	215.6	263.4	1:48.732	
20		34.479	<u>214.3</u>	1:37.193	97.7	Pit In	216.9	265.4	3:05.564	42	33.908	186.2	34.627	109.4	<u>40.252</u>	219.5	266.0	1:48.787	
21	Pit Out	131.4	44.944	95.1	53.179			36:50.568		43	37.857	116.0	37.734	111.3	Pit In	218.2	264.7	2:09.439	
22		41.120	154.9	40.452	103.1	46.003	169.8	213.9	2:07.575	44									

217 Florin Tincescu										Porsche 911 GT3 Cup									
lap	Sect-1	Speed	Sect-2	Speed	Sect-3	Speed	TopSpeed	laptme	pit	lap	Sect-1	Speed	Sect-2	Speed	Sect-3	Speed	Topspeed	laptme	pit
1	Pit Out	127.5	40.698	115.3	44.316			2:10.495		13	34.070	187.8	34.587	103.6	40.492	216.9	261.5	1:49.149	
2		36.327	180.9	36.341	119.5	42.274	205.7	252.9	1:54.942	14	34.276	192.9	49.882	117.6	41.023	216.9	262.8	2:05.181	
3		34.767	196.0	35.441	115.4	42.210	214.3	260.2	1:52.418	15	34.299	192.2	35.217	111.8	Pit In	216.9	262.1	2:34.416	
4		35.651	198.2	35.997	107.8	41.617	211.8	260.2	1:53.265	16	Pit Out	154.9	39.442	108.5	41.496			21:46.470	
5		34.459	197.1	34.989	105.4	40.745	213.0	260.2	1:50.193	17	34.299	197.1	35.186	105.4	41.449	213.0	260.2	1:50.934	



PSCSE - Test Day

Test Day

25 - 26 January 2024

Laps and Sector Times - PSCSE Test Day 26-01-2024 - F

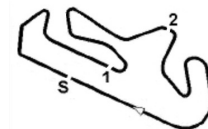
Autodromo Internacional Algarve - 4652mtr.

6	34.893	186.9	35.531	113.9	41.574	215.6	262.8	1:51.998	18	34.578	194.9	34.627	<u>122.0</u>	40.851	215.6	262.8	1:50.056
7	34.901	196.0	36.071	112.4	Pit In	215.6	261.5	2:00.920	19	34.116	<u>201.9</u>	<u>34.202</u>	117.0	40.564	214.3	260.2	1:48.882
8	Pit Out	141.2	37.338	111.2	42.401			3:44.286	20	<u>33.881</u>	199.3	34.335	108.7	<u>40.235</u>	215.6	260.9	<u>1:48.451</u>
9	34.816	175.0	35.281	115.9	40.930	213.0	259.0	1:51.027	21	34.134	197.8	34.624	113.1	Pit In	216.9	261.5	1:59.732
10	34.762	188.5	35.643	92.6	42.288	<u>219.5</u>	<u>263.4</u>	1:52.693	22	Pit Out	185.2	38.416	102.2	42.684			10:45.845
11	34.360	195.3	35.021	106.0	40.915	215.6	261.5	1:50.296	23	36.166	183.4	38.009	118.6	Pit In	206.9	253.5	2:12.823
12	34.207	186.2	34.800	113.4	41.161	215.6	262.1	1:50.168	24								

222 Seb Hopkins										Porsche 718 Cayman GT4RS CS									
lap	Sect-1	Speed	Sect-2	Speed	Sect-3	Speed	TopSpeed	laptime	pit	lap	Sect-1	Speed	Sect-2	Speed	Sect-3	Speed	Topspeed	laptime	pit
1	Pit Out	145.0	37.891	105.1	42.917			1:58.570		11	35.298	182.4	34.578	<u>125.0</u>	40.898	215.6	<u>266.0</u>	1:50.774	
2	34.500	<u>198.9</u>	35.579	114.5	40.991	209.3	260.2	1:51.070		12	33.932	189.8	35.339	122.0	40.747	214.3	262.8	1:50.018	
3	34.182	176.2	34.996	117.9	40.909	214.3	263.4	1:50.087		13	35.377	141.9	36.200	110.8	Pit In	215.6	264.7	1:59.672	
4	33.902	184.9	34.794	120.5	40.670	213.0	262.8	1:49.366		14	Pit Out	161.9	36.276	104.9	42.269			49:18.956	
5	34.209	190.1	34.676	114.8	Pit In	215.6	264.7	2:01.909		15	34.128	190.8	34.712	118.0	40.816	211.8	260.9	1:49.656	
6	Pit Out	148.8	38.993	109.8	44.168			9:53.676		16	33.861	186.9	34.705	122.4	<u>40.333</u>	213.0	262.8	1:48.899	
7	38.475	151.5	37.581	106.2	43.257	197.8	232.8	1:59.313		17	33.825	189.5	34.632	121.6	40.745	214.3	264.1	1:49.202	
8	33.829	189.8	34.590	122.2	40.528	215.6	263.4	1:48.947		18	33.906	187.2	34.580	120.7	40.820	214.3	262.8	1:49.306	
9	<u>33.733</u>	184.9	<u>34.570</u>	122.0	40.370	215.6	<u>266.0</u>	<u>1:48.673</u>		19	34.651	188.8	34.766	115.0	Pit In	214.3	262.1	1:56.193	
10	34.236	166.9	34.789	120.0	40.596	<u>216.9</u>	<u>266.0</u>	1:49.621		20									

717 John Loggie										Porsche 911 GT3 Cup									
lap	Sect-1	Speed	Sect-2	Speed	Sect-3	Speed	TopSpeed	laptime	pit	lap	Sect-1	Speed	Sect-2	Speed	Sect-3	Speed	Topspeed	laptime	pit
1	Pit Out	144.6	37.783		Pit In			2:09.578		14	33.617	178.5	35.036		41.384	<u>218.2</u>	263.4	1:50.037	
2	Pit Out	161.7	37.204		40.711			7:34.023		15	33.416	201.9	33.461		40.389	213.0	266.0	1:47.266	
3	33.916	192.9	33.958		39.793	209.3	262.8	1:47.667		16	33.176	203.0	34.524		39.874	213.0	268.7	1:47.574	
4	33.725	193.5	33.892		39.959	215.6	268.0	1:47.576		17	33.426	197.4	34.033		39.931	215.6	268.7	1:47.390	
5	33.978	185.6	33.888		40.613	214.3	264.7	1:48.479		18	33.318	191.8	33.654		39.548	215.6	264.1	1:46.520	
6	34.547	190.8	34.149		39.853	204.5	255.9	1:48.549		19	33.322	200.7	36.874		Pit In	<u>218.2</u>	<u>270.0</u>	2:02.952	
7	33.733	200.4	33.810		40.051	213.0	266.0	1:47.594		20	Pit Out	176.8	35.107		40.823			42:42.705	
8	33.957	192.9	34.258		40.331	210.5	259.0	1:48.546		21	33.588	193.9	34.065		39.783	215.6	268.0	1:47.436	
9	33.405	198.2	33.756		40.017	214.3	<u>270.0</u>	1:47.178		22	33.417	190.8	33.515		<u>39.298</u>	215.6	<u>270.0</u>	1:46.230	
10	33.379	199.6	33.875		40.302	216.9	266.7	1:47.556		23	<u>33.122</u>	<u>204.9</u>	33.703		39.327	216.9	268.0	1:46.152	
11	34.410	189.8	34.156		Pit In		267.3	2:02.716		24	33.138	191.8	<u>33.426</u>		39.441	213.0	268.7	<u>1:46.005</u>	
12	Pit Out	143.2	37.869		42.346			5:52.547		25	33.399	191.2	34.348		Pit In	<u>218.2</u>	266.0	1:56.208	
13	35.318	144.6	36.383		40.731	213.0	263.4	1:52.432		26									

989 Henk van Norel										Porsche 718 Cayman GT4RS CS									
lap	Sect-1	Speed	Sect-2	Speed	Sect-3	Speed	TopSpeed	laptime	pit	lap	Sect-1	Speed	Sect-2	Speed	Sect-3	Speed	Topspeed	laptime	pit
1	Pit Out	156.5	40.504	110.2	44.672			2:05.693		27	36.261	174.2	36.607	123.1	42.726	209.3	251.7	1:55.594	
2	36.422	184.0	37.674	110.4	43.932	204.5	251.7	1:58.028		28	35.836	<u>199.6</u>	37.928	124.3	43.870	<u>214.3</u>	256.5	1:57.634	
3	36.459	180.6	37.036	112.3	43.374	208.1	250.0	1:56.869		29	36.847	179.4	36.713	121.1	Pit In	211.8	<u>260.2</u>	2:17.429	
4	35.545	180.3	36.414	124.1	45.641	209.3	257.8	1:57.600		30	Pit Out	137.8	42.288	102.5	46.103			49:50.292	
5	36.099	185.6	37.394	120.9	43.067	211.8	<u>260.2</u>	1:56.560		31	36.618	186.2	36.624	116.4	43.361	206.9	255.9	1:56.603	
6	36.247	174.2	36.857	110.4	43.257	210.5	249.4	1:56.361		32	35.673	180.9	39.177	105.8	42.720	205.7	255.9	1:57.570	
7	37.104	172.2	38.547	106.4	43.174	211.8	257.1	1:58.825		33	36.387	192.9	36.686	112.1	42.593	209.3	256.5	1:55.666	
8	36.630	152.3	37.280	118.0	43.323	210.5	238.9	1:57.233		34	35.833	172.8	37.345	113.6	42.901	210.5	258.4	1:56.079	
9	36.768	176.2	37.386	<u>128.0</u>	Pit In	209.3	237.9	2:06.136		35	36.518	172.2	36.540	112.7	42.625	211.8	250.6	1:55.683	
10	Pit Out	130.4	40.378	121.3	43.445			7:42.077		36	35.762	175.3	36.008	119.6	42.333	211.8	255.3	1:54.103	
11	37.667	142.7	39.561	113.7	43.345	209.3	255.9	2:00.573		37	37.109	173.9	36.167	126.8	45.272	<u>214.3</u>	253.5	1:58.548	
12	38.105	158.4	37.038	109.4	42.622	210.5	244.9	1:57.765		38	36.489	179.1	36.764	114.0	42.643	210.5	256.5	1:55.896	



PSCSE - Test Day

Test Day

25 - 26 January 2024

Laps and Sector Times - PSCSE Test Day 26-01-2024 - F

Autodromo Internacional Algarve - 4652mtr.

13	36.234	178.2	36.740	117.0	Pit In	210.5	254.1	2:04.404	39	36.093	164.9	38.160	118.0	45.438	211.8	259.0	1:59.691
14	Pit Out	170.9	38.353	113.1	43.536			9:18.241	40	36.315	190.8	36.418	114.3	44.177	210.5	257.8	1:56.910
15	35.773	184.0	36.823	123.3	43.632	208.1	257.8	1:56.228	41	35.807	189.5	36.116	114.0	43.122	211.8	<u>260.2</u>	1:55.045
16	37.221	154.9	37.312	119.6	44.711	209.3	252.9	1:59.244	42	35.216	182.1	<u>35.670</u>	121.5	42.346	210.5	258.4	<u>1:53.232</u>
17	35.708	171.4	38.262	112.9	42.835	210.5	259.0	1:56.805	43	36.952	190.5	40.275	109.8	Pit In	<u>214.3</u>	240.5	<u>2:09.216</u>
18	35.744	192.5	36.942	113.4	41.970	210.5	257.1	1:54.656	44	Pit Out	177.3	36.825	109.3	42.620			4:12.266
19	36.886	169.5	38.457	125.4	44.148	211.8	254.7	1:59.491	45	36.307	178.2	37.624	112.9	42.835	208.1	254.1	1:56.766
20	35.832	176.2	36.176	127.8	42.455	210.5	237.4	1:54.463	46	35.754	171.4	36.869	119.2	43.258	<u>214.3</u>	<u>260.2</u>	1:55.881
21	36.446	187.2	36.339	125.3	44.663	213.0	250.6	1:57.448	47	35.609	191.5	36.141	112.7	<u>41.916</u>	210.5	259.0	1:53.666
22	35.792	186.5	36.865	<u>128.0</u>	44.723	211.8	<u>260.2</u>	1:57.380	48	36.152	177.9	37.464	110.3	42.146	211.8	254.1	1:55.762
23	36.629	185.2	37.883	121.9	42.607	211.8	255.9	1:57.119	49	<u>35.146</u>	185.9	37.339	115.6	43.687	213.0	259.0	1:56.172
24	35.910	175.3	36.569	126.5	43.631	211.8	252.3	1:56.110	50	35.860	175.3	37.385	114.3	42.693	211.8	254.1	1:55.938
25	36.198	195.3	36.576	125.3	42.781	210.5	258.4	1:55.555	51	36.288	175.9	37.793	113.9	Pit In	210.5	254.7	<u>2:18.918</u>
26	36.047	162.9	37.653	120.0	44.475	211.8	259.0	1:58.175	52								