

PSCSE - Test Day

Test Day

25 - 26 January 2024

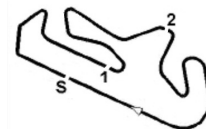
Laps and Sector Times - PSCSE Test Day 26-01-2024 - A

Autodromo Internacional Algarve - 4652mtr.

2 Paulius Zadeika										Porsche 911 GT3 Cup									
lap	Sect-1	Speed	Sect-2	Speed	Sect-3	Speed	TopSpeed	laptime	pit	lap	Sect-1	Speed	Sect-2	Speed	Sect-3	Speed	Topspeed	laptime	pit
1	Pit Out	78.7	52.880	75.2	53.757			<u>2:42.733</u>		21	34.005	186.2	34.337	112.7	40.489	218.2	262.8	1:48.831	
2	48.042	116.1	42.295	86.5	47.672	89.8	130.4	2:18.009		22	34.047	164.6	38.978	108.2	Pit In	215.6	262.1	<u>2:03.130</u>	
3	39.253	158.4	38.258	93.4	43.859	140.1	227.4	2:01.370		23	Pit Out	176.2	35.780	104.8	40.781			24:53.099	
4	35.826	162.2	37.384	98.2	Pit In	209.3	254.7	<u>2:04.519</u>		24	34.307	174.5	34.761	112.4	40.719	213.0	258.4	1:49.787	
5	Pit Out	148.6	39.008	96.4	43.280			<u>3:42.217</u>		25	34.017	180.3	34.490	115.5	40.543	215.6	260.9	1:49.050	
6	35.810	154.3	36.650	108.0	42.134	211.8	257.1	1:54.594		26	35.314	187.8	34.639	116.0	40.967	215.6	262.1	1:50.920	
7	35.094	192.9	36.229	104.2	42.340	213.0	257.1	1:53.663		27	34.009	185.9	34.626	113.3	40.265	216.9	262.1	1:48.900	
8	35.300	177.9	35.758	107.1	41.459	213.0	258.4	1:52.517		28	38.676	157.4	36.120	110.2	Pit In	216.9	262.1	2:06.825	
9	34.540	191.5	35.020	104.9	41.158	214.3	259.0	1:50.718		29	Pit Out	165.1	35.944	108.7	41.403			31:57.706	
10	34.668	193.2	35.059	103.8	40.724	215.6	260.2	1:50.451		30	34.144	183.1	35.138	109.1	40.106	215.6	260.2	1:49.388	
11	34.153	<u>201.9</u>	35.290	101.3	40.261	216.9	261.5	1:49.704		31	34.047	192.5	34.347	114.3	39.756	219.5	264.1	1:48.150	
12	34.944	165.4	37.996	102.0	Pit In	216.9	261.5	<u>2:06.413</u>		32	33.869	198.5	34.297	101.0	39.573	<u>220.9</u>	264.7	1:47.739	
13	Pit Out	91.2	47.409	95.5	Pit In			28:57.429		33	35.094	192.2	35.194	106.7	Pit In	219.5	261.5	2:00.341	
14	Pit Out	148.1	38.225	101.3	43.029			24:47.515		34	Pit Out	121.6	45.282	86.6	47.307			5:03.897	
15	37.350	165.4	35.554	114.5	42.541	213.0	257.1	1:55.445		35	40.590	139.5	37.219	105.2	43.245	153.2	186.9	2:01.054	
16	34.232	173.9	35.757	107.6	43.456	215.6	260.2	1:53.445		36	34.820	191.5	34.410	115.5	39.989	215.6	260.2	1:49.219	
17	35.229	182.4	34.834	118.7	40.737	204.5	256.5	1:50.800		37	37.067	191.5	34.121	106.5	<u>39.293</u>	216.9	218.2	1:50.481	
18	34.271	182.1	35.895	102.6	44.145	218.2	263.4	1:54.311		38	<u>33.178</u>	197.1	<u>33.987</u>	114.2	39.661	<u>220.9</u>	263.4	<u>1:46.826</u>	
19	34.867	183.1	34.789	<u>120.0</u>	40.272	213.0	260.9	1:49.928		39	33.594	191.5	34.615	90.8	40.219	<u>220.9</u>	264.7	1:48.428	
20	33.927	194.2	34.635	111.1	40.153	215.6	263.4	1:48.715		40	33.376	194.6	34.556	111.9	Pit In	<u>220.9</u>	<u>265.4</u>	2:04.291	

3 Thomas Winkler										Porsche 911 GT3 Cup									
lap	Sect-1	Speed	Sect-2	Speed	Sect-3	Speed	TopSpeed	laptime	pit	lap	Sect-1	Speed	Sect-2	Speed	Sect-3	Speed	Topspeed	laptime	pit
1	Pit Out	123.9	40.738	106.3	49.126			2:11.315		16	36.666	155.6	36.842	110.5	41.858	202.2	253.5	1:55.366	
2	39.120	139.9	38.275	110.4	44.263	193.5	213.9	2:01.658		17	36.129	159.8	36.450	94.2	42.655	204.5	254.7	1:55.234	
3	37.198	164.4	38.062	98.1	45.015	205.7	251.2	2:00.275		18	35.378	164.4	35.212	114.4	41.687	211.8	260.2	1:52.277	
4	36.656	151.9	37.358	105.5	44.142	205.7	253.5	1:58.156		19	35.115	165.6	35.408	116.5	41.072	213.0	261.5	1:51.595	
5	38.200	158.4	37.669	96.3	42.371	208.1	259.0	1:58.240		20	41.775	146.7	41.781	99.4	Pit In	214.3	262.1	2:23.978	
6	36.005	173.1	36.445	113.9	42.064	211.8	260.9	1:54.514		21	Pit Out	130.6	40.599	105.7	44.839			38:22.042	
7	35.578	166.4	36.379	107.5	42.429	214.3	262.1	1:54.386		22	36.319	164.4	36.885	106.8	42.294	206.9	256.5	1:55.498	
8	35.522	165.9	37.822	102.0	Pit In	214.3	<u>264.1</u>	2:08.081		23	37.194	167.2	36.453	116.6	41.867	211.8	258.4	1:55.514	
9	Pit Out	150.2	37.878	101.7	42.094			8:50.785		24	35.462	175.6	35.640	117.6	41.254	213.0	260.2	1:52.356	
10	37.222	166.7	36.583	98.9	42.482	211.8	246.0	1:56.287		25	34.964	176.8	35.136	108.7	41.448	214.3	260.9	1:51.548	
11	35.544	161.2	35.990	115.9	41.977	215.6	260.9	1:53.511		26	34.874	174.8	35.454	107.8	<u>41.032</u>	213.0	260.9	1:51.360	
12	36.263	160.7	36.461	<u>118.3</u>	44.319	213.0	259.6	1:57.043		27	34.962	178.2	35.038	114.2	41.336	215.6	263.4	1:51.336	
13	36.127	166.9	35.622	109.6	41.317	213.0	263.4	1:53.066		28	<u>34.564</u>	173.4	<u>34.927</u>	113.7	41.193	<u>216.9</u>	262.8	<u>1:50.684</u>	
14	40.882	137.8	43.472	90.1	Pit In	214.3	236.3	2:20.983		29	34.869	<u>179.7</u>	35.039	116.4	41.221	215.6	262.8	1:51.129	
15	Pit Out	114.5	41.064	99.7	46.499			1:03:35.071		30	40.858	136.7	41.632	101.5	Pit In	210.5	236.8	2:18.274	

4 Yan Lofterod										Porsche 911 GT3 Cup									
lap	Sect-1	Speed	Sect-2	Speed	Sect-3	Speed	TopSpeed	laptime	pit	lap	Sect-1	Speed	Sect-2	Speed	Sect-3	Speed	Topspeed	laptime	pit
1	Pit Out	126.0	41.841	88.6	46.075			2:12.197		8	35.659	145.6	38.581	<u>121.2</u>	Pit In	<u>215.6</u>	<u>262.1</u>	3:58.731	
2	37.751	143.2	37.238	100.5	42.193	202.2	236.3	1:57.182		9	Pit Out	124.3	38.554	107.2	42.860			10:04.276	
3	35.456	163.4	37.990	109.8	41.871	210.5	258.4	1:55.317		10	36.139	160.5	36.766	106.9	41.799	214.3	261.5	1:54.704	
4	35.022	151.9	<u>35.524</u>	110.7	41.658	211.8	259.6	<u>1:52.204</u>		11	35.462	152.3	36.971	112.9	44.478	214.3	261.5	1:56.911	
5	<u>34.874</u>	<u>166.9</u>	36.881	104.0	Pit In	213.0	256.5	2:04.814		12	35.630	160.5	36.817	107.0	42.633	213.0	<u>262.1</u>	1:55.080	
6	Pit Out	152.3	37.943	107.2	42.247			15:03.287		13	36.708	164.9	36.941	100.5	42.724	213.0	254.7	1:56.373	
7	35.112	164.1	36.680	112.4	<u>41.604</u>	214.3	260.2	1:53.396		14									



PSCSE - Test Day

Test Day

25 - 26 January 2024

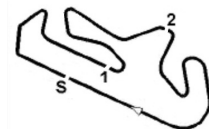
Laps and Sector Times - PSCSE Test Day 26-01-2024 - A

Autodromo Internacional Algarve - 4652mtr.

6 Jules Marien										Porsche 718 Cayman GT4RS CS									
lap	Sect-1	Speed	Sect-2	Speed	Sect-3	Speed	TopSpeed	laptime	pit	lap	Sect-1	Speed	Sect-2	Speed	Sect-3	Speed	Topspeed	laptime	pit
1	Pit Out	127.7	48.059	87.0	Pit In			2:37.162		19	39.913	149.4	39.355	115.0	46.328	189.5	220.4	2:05.596	
2	Pit Out	113.7	43.734	109.0	48.747			7:02.727		20	37.550	173.6	38.350	110.5	45.548	202.2	246.0	2:01.448	
3	40.485	132.7	42.358	92.6	47.123	195.7	211.4	2:09.966		21	36.763	179.4	37.722	109.6	43.697	201.1	243.8	1:58.182	
4	39.326	158.4	40.090	89.0	47.662	200.0	206.9	2:07.078		22	36.340	163.9	36.989	114.8	43.679	209.3	248.8	1:57.008	
5	38.870	158.6	40.626	96.7	46.237	198.9	242.7	2:05.733		23	36.156	164.6	37.440	119.6	45.315	206.9	256.5	1:58.911	
6	39.826	149.4	39.619	113.8	45.674	198.9	236.8	2:05.119		24	36.128	159.8	37.090	114.5	Pit In	208.1	246.6	2:08.831	
7	37.664	153.8	39.467	106.1	45.512	202.2	235.8	2:02.643		25	Pit Out	115.4	38.809	110.0	44.004			8:30.712	
8	38.034	168.2	38.965	121.6	Pit In	204.5	242.7	2:12.433		26	36.754	163.4	37.998	113.6	44.885	203.4	251.2	1:59.637	
9	Pit Out	145.4	42.023	108.5	48.429			41:28.371		27	38.060	145.0	38.418	110.2	43.375	205.7	255.3	1:59.853	
10	38.019	166.4	38.779	107.8	44.692	196.7	241.6	2:01.490		28	48.902	80.8	47.970	100.1	Pit In	209.3	257.1	2:35.363	
11	36.994	168.5	39.115	118.4	45.042	202.2	249.4	2:01.151		29	Pit Out	165.6	39.840	107.0	44.328			29:07.819	
12	37.349	170.1	38.204	114.5	44.471	201.1	240.0	2:00.024		30	36.959	188.8	38.803	105.2	46.948	204.5	250.6	2:02.710	
13	36.862	169.3	38.646	112.6	Pit In	205.7	246.6	2:16.342		31	41.732	147.3	38.644	112.4	43.947	201.1	218.2	2:04.323	
14	Pit Out	165.9	36.158	115.1	42.457			27:55.658		32	37.703	163.1	38.399	110.2	43.474	203.4	221.3	1:59.576	
15	35.285	181.5	35.371	121.3	<u>41.104</u>	201.1	250.0	1:51.760		33	41.404	182.4	37.247	111.9	43.369	205.7	250.0	2:02.020	
16	<u>34.404</u>	<u>191.8</u>	34.981	122.6	41.141	<u>213.0</u>	<u>258.4</u>	<u>1:50.526</u>		34	36.132	180.0	37.161	116.4	42.962	206.9	251.7	1:56.255	
17	38.541	175.0	<u>34.942</u>	<u>122.7</u>	Pit In	211.8	250.6	2:09.543		35	36.933	181.2	36.749	115.4	Pit In	208.1	232.3	2:03.955	
18	Pit Out	114.9	44.233	107.9	49.755			29:48.555		36									

8 Cengiz Oguzhan										Porsche 911 GT3 Cup									
lap	Sect-1	Speed	Sect-2	Speed	Sect-3	Speed	TopSpeed	laptime	pit	lap	Sect-1	Speed	Sect-2	Speed	Sect-3	Speed	Topspeed	laptime	pit
1	Pit Out	113.4	41.502	101.7	44.741			2:09.593		20	37.685	165.6	36.252	116.1	41.151	213.0	201.9	1:55.088	
2	37.437	145.9	36.007	102.4	39.978	206.9	216.0	1:53.422		21	35.154	169.3	34.971	116.9	41.039	214.3	260.9	1:51.164	
3	34.874	157.0	34.424	115.0	39.231	<u>220.9</u>	240.5	1:48.529		22	37.358	143.8	38.913	104.2	46.076	215.6	262.1	2:02.347	
4	34.599	171.4	34.216	107.8	Pit In	219.5	260.2	2:02.528		23	35.424	149.0	36.626	104.1	44.496	214.3	260.2	1:56.546	
5	Pit Out	120.3	38.577	111.5	40.471			5:48.622		24	43.352	129.3	41.096	106.3	43.217	210.5	153.0	2:07.665	
6	35.711	151.9	39.699	101.7	46.601	209.3	222.2	2:02.011		25	35.094	<u>189.5</u>	37.873	108.5	41.821	215.6	260.9	1:54.788	
7	33.542	172.8	33.642	114.5	<u>39.054</u>	218.2	262.1	1:46.238		26	35.153	168.8	35.520	115.4	40.964	215.6	261.5	1:51.637	
8	36.188	145.0	36.731	108.2	Pit In	219.5	239.5	2:00.532		27	34.581	184.9	35.694	109.5	40.924	219.5	262.1	1:51.199	
9	Pit Out	137.1	37.646	107.8	42.217			12:31.116		28	35.043	171.4	36.396	92.0	Pit In	215.6	261.5	2:12.271	
10	34.672	186.5	35.607	115.5	40.902	214.3	260.2	1:51.181		29	Pit Out	121.9	47.773	91.8	51.361			6:38.662	
11	34.377	186.5	36.300	95.9	42.732	215.6	260.2	1:53.409		30	44.407	149.6	37.951	110.0	42.520	149.4	178.8	2:04.878	
12	34.868	186.5	36.487	101.0	41.549	215.6	261.5	1:52.904		31	36.057	172.2	35.847	99.6	43.430	213.0	256.5	1:55.334	
13	35.060	160.5	36.212	116.9	41.483	214.3	259.6	1:52.755		32	34.990	184.3	34.916	119.6	40.976	215.6	261.5	1:50.882	
14	35.248	185.6	34.959	118.4	41.772	213.0	260.9	1:51.979		33	34.371	183.4	34.651	113.1	40.528	216.9	260.9	1:49.550	
15	59:48.572	153.4	35.522	110.3	40.991	210.5	259.6	1:01:05.085		34	35.381	178.2	34.713	115.9	40.689	216.9	262.8	1:50.783	
16	33.666	175.9	33.863	115.6	44.253	215.6	260.2	1:51.782		35	43.675	109.0	49.540	95.1	47.873	216.9	239.5	2:21.088	
17	<u>33.243</u>	180.6	<u>33.493</u>	<u>123.1</u>	39.130	218.2	264.1	<u>1:45.866</u>		36	42.801	145.7	41.125	96.9	48.455	213.0	259.6	2:12.381	
18	34.607	173.1	34.112	120.0	Pit In	<u>220.9</u>	<u>264.7</u>	1:56.325		37	35.383	177.3	40.716	98.2	Pit In	211.8	259.0	2:11.396	
19	Pit Out	99.9	42.419	115.5	46.254			14:25.064		38									

9 Filip - Ioan Ugran										Porsche 911 GT3 Cup									
lap	Sect-1	Speed	Sect-2	Speed	Sect-3	Speed	TopSpeed	laptime	pit	lap	Sect-1	Speed	Sect-2	Speed	Sect-3	Speed	Topspeed	laptime	pit
1			Pit In		Pit In			2:23.600		18	33.824	183.4	34.236	111.9	40.091	216.9	262.1	1:48.151	
2			39.211		44.163			4:05.990		19	33.601	185.9	33.900	111.9	39.979	219.5	265.4	1:47.480	
3	35.322		35.673		42.394			1:53.389		20	33.994	185.6	34.081	110.7	Pit In	219.5	<u>266.7</u>	1:55.832	
4	35.009		35.125		40.838			1:50.972		21	Pit Out	121.8	43.857	92.0	46.181			6:32.881	
5					43.932		264.1	1:54.826		22	39.843	155.2	38.225	98.7	Pit In	209.3	215.1	2:11.647	
6	34.452		34.699		39.928		262.8	1:49.079		23	Pit Out	151.5	38.262	104.0	42.909			4:59.142	



PSCSE - Test Day

Test Day

25 - 26 January 2024

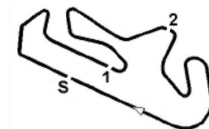
Laps and Sector Times - PSCSE Test Day 26-01-2024 - A

Autodromo Internacional Algarve - 4652mtr.

Lap	Sect-1	Speed	Sect-2	Speed	Sect-3	Speed	TopSpeed	laptime	pit	Lap	Sect-1	Speed	Sect-2	Speed	Sect-3	Speed	Topspeed	laptime	pit
7			Pit In				266.0	2:21.973	24	33.935	187.5	36.076	106.5	42.334	216.9	264.1	1:52.345		
8			39.047		43.478			6:29.818	25	34.280	183.7	33.944	114.2	39.728	213.0	260.9	1:47.952		
9	34.032		34.669		39.703			1:48.404	26	33.566	180.3	33.812	116.0	<u>39.521</u>	219.5	266.0	<u>1:46.899</u>		
10	33.610		34.171		39.782			1:47.563	27	33.995	177.0	34.630	113.7	39.959	218.2	266.0	1:48.584		
11					40.925			1:49.049	28	33.516	184.9	<u>33.674</u>	118.9	40.144	219.5	265.4	1:47.334		
12					40.132			1:49.753	29	33.484	188.2	33.779	<u>122.3</u>	40.728	219.5	264.7	1:47.991		
13					41.753			1:51.591	30	33.464	187.2	34.058	109.8	40.157	219.5	265.4	1:47.679		
14					39.972		265.4	1:48.236	31	33.664	<u>194.2</u>	39.471	100.2	43.030	<u>220.9</u>	266.0	1:56.165		
15	34.109		36.540		Pit In			2:08.617	32	<u>33.406</u>	190.1	33.704	116.0	39.935	219.5	265.4	1:47.045		
16	Pit Out	119.6	42.534	95.5	45.903			1:03:45.537	33	33.498	192.5	34.014	112.1	Pit In	219.5	266.0	1:55.127		
17	38.264	126.6	38.129	92.2	43.843	192.5	219.5	2:00.236	34										

10 Pietro Armanni										Porsche 911 GT3 Cup									
Lap	Sect-1	Speed	Sect-2	Speed	Sect-3	Speed	TopSpeed	laptime	pit	Lap	Sect-1	Speed	Sect-2	Speed	Sect-3	Speed	Topspeed	laptime	pit
1	Pit Out	114.6	43.815	100.7	47.186			2:13.710		22	33.795	172.8	33.818	121.5	39.529	220.9	267.3	1:47.142	
2	38.790	130.8	43.350	99.2	42.768	203.4	247.7	2:04.908		23	33.807	176.8	33.715	120.9	<u>39.332</u>	220.9	266.7	1:46.854	
3	35.419	149.4	36.596	116.3	40.629	215.6	262.1	1:52.644		24	33.458	<u>184.6</u>	33.807	119.9	39.549	219.5	266.7	1:46.814	
4	34.345	164.6	35.007	113.0	39.874	216.9	262.1	1:49.226		25	36.500	148.4	37.329	126.8	Pit In	220.9	264.7	2:03.168	
5	33.949	161.2	35.002	116.5	39.524	218.2	266.0	1:48.475		26	Pit Out	163.9	34.759	122.3	39.872			4:39.355	
6	35.258	149.4	36.281	118.0	Pit In	218.2	265.4	2:07.336		27	33.539	180.0	33.618	119.3	39.412	218.2	265.4	1:46.569	
7	Pit Out	155.4	36.054	121.3	40.298			5:59.765		28	33.494	168.2	33.902	114.4	39.716	219.5	267.3	1:47.112	
8	33.857	172.5	36.866	97.1	Pit In	219.5	262.1	2:12.716		29	37.116	141.0	38.287	106.3	Pit In	219.5	232.8	2:14.753	
9	Pit Out	119.1	43.945	81.9	Pit In			14:22.542		30	Pit Out	128.3	38.631	101.7	42.602			33:12.888	
10	Pit Out	143.0	35.361	115.5	42.127			6:38.097		31	34.544	161.0	34.658	107.9	40.964	213.0	260.9	1:50.166	
11	34.523	168.8	34.828	116.4	39.880	218.2	264.7	1:49.231		32	33.919	172.0	33.934	120.5	39.612	218.2	264.1	1:47.465	
12	35.964	152.1	35.090	112.4	39.417	220.9	266.7	1:50.471		33	33.510	180.0	<u>33.430</u>	124.7	39.574	218.2	265.4	1:46.514	
13	33.791	177.3	34.091	120.8	39.378	220.9	264.7	1:47.260		34	33.336	176.2	34.049	<u>134.8</u>	40.091	219.5	266.7	1:47.476	
14	33.744	174.5	34.196	110.3	40.261	<u>222.2</u>	<u>268.0</u>	1:48.201		35	33.667	181.5	33.664	120.4	39.792	218.2	264.7	1:47.123	
15	33.942	172.2	34.079	120.4	39.560	218.2	266.7	1:47.581		36	33.338	182.4	33.868	129.7	41.006	219.5	264.7	1:48.212	
16	33.566	177.3	34.121	113.7	39.710	219.5	266.0	1:47.397		37	33.484	177.6	33.489	125.0	39.512	218.2	264.7	<u>1:46.485</u>	
17	38.398	138.8	36.470	115.8	Pit In	220.9	266.7	2:06.625		38	33.560	173.1	33.964	123.0	39.500	219.5	265.4	1:47.024	
18	Pit Out	122.2	41.251	107.5	44.754			32:46.064		39	33.337	179.4	33.684	125.3	39.695	219.5	264.7	1:46.716	
19	36.083	166.2	40.762	114.2	44.045	201.1	229.8	2:00.890		40	<u>33.236</u>	179.7	33.565	117.9	39.828	220.9	266.7	1:46.629	
20	33.913	176.2	33.845	120.4	39.734	218.2	264.7	1:47.492		41	38.335	133.7	35.266	124.7	Pit In	219.5	267.3	2:02.790	
21	33.443	179.7	34.136	115.0	39.506	220.9	266.7	1:47.085		42									

11 Graham King										Porsche 718 Cayman GT4RS CS									
Lap	Sect-1	Speed	Sect-2	Speed	Sect-3	Speed	TopSpeed	laptime	pit	Lap	Sect-1	Speed	Sect-2	Speed	Sect-3	Speed	Topspeed	laptime	pit
1	Pit Out	152.8	38.463	122.7	44.431			2:01.984		16	38.864	188.2	35.709	117.5	42.865	203.4	198.2	1:57.438	
2	37.816	161.0	38.922	110.7	Pit In	187.5	231.8	2:18.479		17	35.397	181.2	<u>35.373</u>	<u>129.3</u>	44.120	208.1	254.7	1:54.890	
3	Pit Out	168.2	37.068	113.0	42.997			5:36.668		18	<u>34.710</u>	184.3	35.640	119.5	41.793	210.5	<u>258.4</u>	1:52.143	
4	37.608	172.2	37.091	120.9	44.692	198.9	242.7	1:59.391		19	35.106	172.0	38.063	89.9	Pit In	210.5	255.9	2:19.281	
5	36.209	163.1	39.291	86.4	45.443	206.9	253.5	2:00.943		20	Pit Out	161.4	36.214	115.1	41.520			30:23.222	
6	36.772	176.2	37.131	115.8	46.582	208.1	251.2	2:00.485		21	36.296	183.7	35.754	121.6	41.731	208.1	255.3	1:53.781	
7	37.653	174.5	37.678	99.6	Pit In	206.9	252.9	2:25.279		22	38.566	135.2	38.275	110.4	43.625	<u>211.8</u>	257.8	2:00.466	
8	Pit Out	169.5	36.278	121.8	42.919			7:32.341		23	35.826	183.7	35.691	121.1	41.494	210.5	254.1	1:53.011	
9	36.070	177.6	37.346	115.0	42.854	200.0	250.0	1:56.270		24	35.649	189.1	35.770	117.8	41.599	210.5	251.7	1:53.018	
10	36.116	171.7	36.431	111.5	42.354	201.1	252.3	1:54.901		25	34.868	<u>190.8</u>	35.783	119.3	41.453	209.3	256.5	<u>1:52.104</u>	
11	35.703	187.2	35.661	114.5	44.467	210.5	257.1	1:55.831		26	35.843	169.5	35.724	120.8	42.549	209.3	255.9	1:54.116	
12	35.979	153.0	36.356	112.3	Pit In	206.9	255.9	2:04.873		27	36.213	141.0	36.324	120.8	41.955	198.9	250.6	1:54.492	



PSCSE - Test Day

Test Day

25 - 26 January 2024

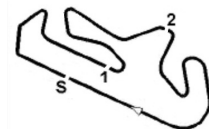
Laps and Sector Times - PSCSE Test Day 26-01-2024 - A

Autodromo Internacional Algarve - 4652mtr.

13	Pit Out	136.4	38.927	106.8	44.072		48:23.394	28	35.491	170.9	37.933	103.0	42.607	210.5	252.9	1:56.031		
14		36.244	152.5	36.921	111.0	41.852	205.7	251.7	1:55.017	29	35.311	180.3	35.759	112.1	<u>41.366</u>	209.3	256.5	1:52.436
15		35.609	180.3	36.003	117.4	42.762	209.3	255.3	1:54.374	30	41.362	124.4	46.484	115.8	Pit In	209.3	257.1	2:31.360

17	Dreke Janssen										Porsche 911 GT3 Cup								
lap	Sect-1	Speed	Sect-2	Speed	Sect-3	Speed	TopSpeed	laptime	pit	lap	Sect-1	Speed	Sect-2	Speed	Sect-3	Speed	Topspeed	laptime	pit
1	Pit Out	111.0	41.749	94.4	45.545			2:10.784		30	33.637	168.0	34.321	116.6	39.548	220.9	265.4	1:47.506	
2		36.885	130.1	36.637	96.0	42.189	210.5	240.0	1:55.711	31	33.783	171.2	34.142	115.6	40.323	220.9	264.7	1:48.248	
3		35.599	156.7	35.193	112.6	41.375	219.5	221.8	1:52.167	32	34.000	176.8	34.196	115.6	39.996	216.9	263.4	1:48.192	
4		2:42.656	91.8	39.709	98.4	41.480	215.6	260.2	4:03.845	33	34.364	151.7	35.341	107.6	Pit In	219.5	264.7	2:01.626	
5		37.387	140.4	35.401	107.0	40.812	216.9	255.9	1:53.600	34	Pit Out	157.2	35.026	112.4	40.542			6:14.555	
6		34.541	159.1	35.234	106.2	Pit In	216.9	262.8	2:04.111	35	34.469	165.1	34.526	113.3	40.515	218.2	253.5	1:49.510	
7	Pit Out	109.4						8:29.878		36	34.138	162.9	34.233	121.5	40.001	209.3	260.9	1:48.372	
8		36.617	151.0	38.186	99.9	42.111	214.3	232.8	1:56.914	37	33.733	168.0	34.004	<u>124.9</u>	39.752	220.9	266.0	1:47.489	
9		35.909	144.6	35.285	110.7	41.062	214.3	226.4	1:52.256	38	34.170	171.7	34.706	109.5	40.159	220.9	<u>267.3</u>	1:49.035	
10		34.678	155.8	35.377	112.4	40.263	218.2	262.1	1:50.318	39	34.187	166.7	34.167	113.9	39.714	220.9	264.1	1:48.068	
11		40.886	100.0	45.048	88.9	Pit In	219.5	265.4	2:33.988	40	33.982	177.6	34.490	104.7	41.353	219.5	266.0	1:49.825	
12	Pit Out	115.5	38.754	100.3	43.168			30:51.671		41	33.869	170.9	34.297	109.5	39.802	215.6	262.1	1:47.968	
13		36.214	149.6	35.423	107.9	40.249	214.3	251.2	1:51.886	42	33.575	163.9	34.282	115.8	39.724	219.5	265.4	1:47.581	
14		34.544	166.9	35.076	114.4	40.725	218.2	264.7	1:50.345	43	33.688	164.9	34.528	112.5	39.649	219.5	266.0	1:47.865	
15		34.579	151.0	34.895	113.4	39.974	214.3	254.7	1:49.448	44	33.781	178.8	34.261	112.5	Pit In	219.5	266.0	2:01.155	
16		35.627	154.3	34.715	112.7	39.795	218.2	264.7	1:50.137	45	Pit Out	139.9	36.233	106.7	40.805			29:16.961	
17		34.110	166.4	36.649	108.4	40.206	220.9	264.7	1:50.965	46	34.880	163.6	34.851	112.1	40.311	219.5	257.8	1:50.042	
18		59.680	60.5	53.288	78.1	Pit In	219.5	264.7	3:04.634	47	1:04.294	78.2	1:02.247	73.8	Pit In	202.2	112.0	3:22.986	
19	Pit Out	131.5	36.361	111.7	45.867			5:25.624		48	Pit Out	143.2	36.132	101.0	40.676			2:16.607	
20		34.234	161.0	36.481	91.1	42.891	216.9	262.1	1:53.606	49	34.343	156.7	39.871	106.3	Pit In	219.5	264.1	2:04.528	
21		33.973	165.6	34.301	123.4	44.922	220.9	264.7	1:53.196	50	Pit Out	111.2	37.872	101.1	41.717			7:44.304	
22		34.597	164.6	35.214	119.7	41.526	188.5	250.0	1:51.337	51	37.469	159.5	34.923	114.0	40.240	190.5	202.2	1:52.632	
23		1:01.292	89.0	52.839	76.7	Pit In	112.1	93.3	2:59.783	52	34.612	169.8	34.222	117.6	39.546	219.5	262.1	1:48.380	
24	Pit Out	129.8	36.962	101.4	41.576			25:01.454		53	33.923	176.8	34.313	109.3	39.581	220.9	265.4	1:47.817	
25		34.841	161.7	34.930	115.3	40.694	218.2	262.8	1:50.465	54	33.833	171.2	34.117	112.3	<u>39.286</u>	<u>222.2</u>	266.7	1:47.236	
26		34.213	155.4	34.717	120.3	39.901	219.5	264.7	1:48.831	55	33.593	175.6	34.024	113.8	39.434	219.5	265.4	1:47.051	
27		34.180	163.9	34.724	104.3	39.966	<u>222.2</u>	265.4	1:48.870	56	34.662	176.2	34.452	113.3	39.940	219.5	264.7	1:49.054	
28		1:07.364	141.5	35.626	107.7	40.837	220.9	266.0	2:23.827	57	<u>33.408</u>	173.9	<u>33.750</u>	118.8	39.563	220.9	264.7	<u>1:46.721</u>	
29		33.899	170.6	34.225	119.3	39.737	<u>222.2</u>	265.4	1:47.861	58	33.749	<u>180.0</u>	33.893	118.2	Pit In	<u>222.2</u>	265.4	2:01.401	

18	Jukka Eerola										Porsche 911 GT3 Cup								
lap	Sect-1	Speed	Sect-2	Speed	Sect-3	Speed	TopSpeed	laptime	pit	lap	Sect-1	Speed	Sect-2	Speed	Sect-3	Speed	Topspeed	laptime	pit
1	Pit Out	117.6	45.111	99.3	47.112			2:15.088		13	36.193	140.3	37.464	113.8	42.078	209.3	248.8	1:55.735	
2		39.997	124.0	40.992	100.0	45.278	202.2	209.7	2:06.267	14	36.299	136.4	37.293	117.0	41.775	214.3	259.6	1:55.367	
3		37.949	130.8	39.258	105.8	43.496	208.1	220.9	2:00.703	15	<u>34.981</u>	156.7	36.371	110.3	42.545	216.9	262.1	1:53.897	
4		36.378	151.0	38.874	104.9	42.746	211.8	246.0	1:57.998	16	35.397	162.7	<u>36.076</u>	106.2	<u>40.825</u>	215.6	252.9	1:52.298	
5		38.568	138.1	37.687	106.3	42.947	211.8	228.8	1:59.202	17	34.999	<u>168.2</u>	36.361	113.2	40.997	216.9	262.8	1:52.357	
6		35.471	157.7	37.252	108.5	41.694	211.8	259.6	1:54.417	18	35.068	154.9	36.237	117.9	40.968	216.9	261.5	<u>1:52.273</u>	
7		35.503	150.4	39.557	104.8	42.014	214.3	261.5	1:57.074	19	35.352	136.5	42.193	89.2	Pit In	<u>219.5</u>	<u>264.1</u>	2:16.578	
8		35.723	136.2	38.863	108.2	42.685	214.3	259.0	1:57.271	20	Pit Out	125.4	45.131	109.3	48.344			39:05.366	
9		37.128	154.7	40.107	117.8	43.220	215.6	260.2	2:00.455	21	38.130	125.7	39.727	114.8	42.128	205.7	250.6	1:59.985	
10		38.025	99.4	51.235	82.6	Pit In	215.6	260.2	2:34.628	22	38.149	154.7	36.475	112.6	42.493	213.0	257.1	1:57.117	
11	Pit Out	117.6	41.450	108.8	51.031			43:07.041		23	43.169	123.7	41.452	103.3	Pit In	206.9	258.4	2:22.065	
12		37.619	129.8	37.202	<u>120.3</u>	42.908	200.0	246.6	1:57.729	24									



PSCSE - Test Day

Test Day

25 - 26 January 2024

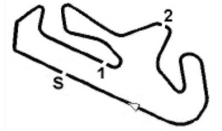
Laps and Sector Times - PSCSE Test Day 26-01-2024 - A

Autodromo Internacional Algarve - 4652mtr.

20										Porsche 911 GT3 Cup									
Fernando Monje																			
lap	Sect-1	Speed	Sect-2	Speed	Sect-3	Speed	TopSpeed	laptime	pit	lap	Sect-1	Speed	Sect-2	Speed	Sect-3	Speed	Topspeed	laptime	pit
1	Pit Out	102.6	47.580	93.4	49.486			2:24.917		14	36.622	170.1	34.922	106.7	40.202	211.8	259.0	1:51.746	
2		44.127	108.0	41.000	89.2	46.125	182.7	183.7	2:11.252	15	34.004	175.9	34.604	113.9	40.119	216.9	262.1	1:48.727	
3		38.567	132.2	39.312	97.6	43.292	211.8	233.8	2:01.171	16	36.541	160.0	34.937	112.6	41.534	216.9	262.8	1:53.012	
4		38.097	134.2	40.920	98.5	42.171	196.7	226.4	2:01.188	17	33.753	178.2	<u>33.984</u>	<u>128.1</u>	40.698	216.9	262.1	1:48.435	
5		36.007	152.1	37.886	101.7	41.868	211.8	259.0	1:55.761	18	33.806	170.1	34.551	116.8	40.117	216.9	<u>263.4</u>	1:48.474	
6		39.547	118.6	40.368	98.5	Pit In	211.8	251.2	2:23.149	19	41.257	145.4	36.485	112.3	Pit In	216.9	240.5	2:07.574	
7	Pit Out	141.2	36.598	102.9	42.068			8:18.886		20	Pit Out	113.2	41.365	100.0	44.201			46:33.834	
8		35.547	164.4	35.633	106.6	40.758	209.3	257.1	1:51.938	21	36.451	134.7	36.144	103.3	41.381	201.1	237.4	1:53.976	
9		35.044	180.9	34.807	103.2	40.325	213.0	259.6	1:50.176	22	37.447	158.4	35.281	104.5	40.735	208.1	234.8	1:53.463	
10		33.887	<u>184.6</u>	34.287	117.0	42.446	214.3	259.6	1:50.620	23	33.703	168.2	34.437	113.0	40.020	215.6	261.5	1:48.160	
11		34.165	182.7	34.913	104.4	40.891	213.0	260.2	1:49.969	24	33.718	172.5	34.336	108.2	<u>39.774</u>	<u>218.2</u>	262.1	<u>1:47.828</u>	
12		34.359	159.1	47.513	83.1	Pit In	215.6	260.2	2:24.794	25	<u>33.533</u>	179.1	5:41.852	89.3	Pit In	<u>218.2</u>	262.1	7:16.038	
13	Pit Out	151.5	35.897	106.0	42.100			6:59.497		26									

21										Porsche 911 GT3 Cup									
Sacha Norden																			
lap	Sect-1	Speed	Sect-2	Speed	Sect-3	Speed	TopSpeed	laptime	pit	lap	Sect-1	Speed	Sect-2	Speed	Sect-3	Speed	Topspeed	laptime	pit
1	Pit Out	98.2	45.372	91.8	49.128			2:19.876		25	33.570	174.5	34.207	118.8	39.376	219.5	262.1	1:47.153	
2		41.293	149.2	37.241	120.9	41.048	162.2	184.9	1:59.582	26	33.778	184.6	33.678	111.1	39.219	219.5	266.0	1:46.675	
3		35.034	152.8	34.914	121.6	40.256	218.2	262.8	1:50.204	27	33.239	185.9	33.688	120.0	39.401	220.9	265.4	1:46.328	
4		34.007	167.2	34.051	111.5	41.595	220.9	266.0	1:49.653	28	33.345	183.7	33.625	121.5	39.772	220.9	266.7	1:46.742	
5		33.636	159.1	33.957	118.2	39.790	220.9	266.0	1:47.383	29	33.086	190.1	33.579	120.7	39.299	<u>222.2</u>	267.3	1:45.964	
6		33.637	161.9	34.720	115.5	39.809	220.9	264.7	1:48.166	30	<u>32.969</u>	191.5	<u>33.560</u>	122.9	39.572	<u>222.2</u>	266.7	1:46.101	
7		44.172	140.3	36.593	121.5	Pit In	<u>222.2</u>	265.4	2:07.112	31	33.131	186.2	33.648	118.7	Pit In	220.9	267.3	1:52.469	
8	Pit Out	157.2	34.145	125.7	39.607			4:21.531		32	Pit Out	141.5	42.410	96.1	43.411			48:03.537	
9		33.461	170.9	33.780	122.3	39.918	220.9	265.4	1:47.159	33	37.748	146.3	37.143	103.2	40.192	181.8	212.2	1:55.083	
10		33.305	176.8	33.851	119.5	39.408	220.9	267.3	1:46.564	34	33.646	173.9	34.393	102.3	Pit In	218.2	263.4	2:06.677	
11		33.022	181.2	33.699	117.8	40.567	<u>222.2</u>	267.3	1:47.288	35	Pit Out	168.2	34.143	118.7	40.377			6:19.556	
12		33.202	176.5	34.367	114.6	41.453	219.5	265.4	1:49.022	36	34.133	188.5	33.780	113.9	39.280	201.1	241.6	1:47.193	
13		33.437	184.6	33.731	122.9	39.809	220.9	<u>269.3</u>	1:46.977	37	33.076	184.0	33.604	114.6	39.401	<u>222.2</u>	267.3	1:46.081	
14		33.165	182.7	33.573	120.7	Pit In	<u>222.2</u>	267.3	2:01.550	38	33.074	<u>191.8</u>	33.633	111.7	<u>39.115</u>	219.5	266.7	<u>1:45.822</u>	
15	Pit Out	139.9	38.997	121.2	42.156			31:52.636		39	33.095	189.8	33.922	113.9	39.403	220.9	268.0	1:46.420	
16		37.755	154.5	35.450	116.9	39.817	175.6	204.9	1:53.022	40	33.109	191.2	33.798	108.8	40.307	220.9	260.9	1:47.214	
17		33.346	171.7	33.684	120.1	39.599	220.9	264.1	1:46.629	41	33.764	175.0	33.790	114.3	Pit In	<u>222.2</u>	266.7	1:54.099	
18		35.016	176.8	33.685	118.9	39.670	220.9	266.0	1:48.371	42	Pit Out	172.2	34.201	111.5	40.240			3:57.451	
19		33.238	168.2	34.332	<u>128.0</u>	39.406	220.9	265.4	1:46.976	43	33.109	191.5	33.966	109.2	39.596	220.9	264.7	1:46.671	
20		33.445	161.4	34.449	109.9	39.612	<u>222.2</u>	268.0	1:47.506	44	33.210	190.1	33.677	114.4	39.633	219.5	266.0	1:46.520	
21		33.183	181.2	33.875	113.0	39.460	<u>222.2</u>	266.7	1:46.518	45	33.221	189.8	33.839	108.9	39.517	<u>222.2</u>	266.0	1:46.577	
22		33.111	178.2	3:34.719	74.5	Pit In	220.9	265.4	5:16.667	46	33.112	189.8	33.677	111.0	39.854	220.9	265.4	1:46.643	
23	Pit Out	133.2	39.090	111.3	42.948			46:46.894		47	34.599	156.1	34.346	109.2	Pit In	220.9	267.3	1:55.051	
24		38.103	149.2	34.940	118.9	39.756	173.1	200.0	1:52.799	48									

22										Porsche 911 GT3 Cup									
Andrea Buratti																			
lap	Sect-1	Speed	Sect-2	Speed	Sect-3	Speed	TopSpeed	laptime	pit	lap	Sect-1	Speed	Sect-2	Speed	Sect-3	Speed	Topspeed	laptime	pit
1	Pit Out	97.1	48.861	89.0	50.191			2:28.530		20	37.476	125.4	49.060	89.1	56.625	204.5	244.9	2:23.161	
2		43.581	141.5	41.501	92.2	50.444	198.9	220.0	2:15.526	21	42.292	165.6	38.333	95.2	43.551	196.7	189.5	2:04.176	
3		38.154	152.8	39.759	90.7	44.653	203.4	223.1	2:02.566	22	35.934	180.3	36.573	103.4	43.016	203.4	250.0	1:55.523	
4		41.919	148.6	42.383	91.1	Pit In	202.2	222.7	2:36.033	23	35.882	184.6	36.315	101.2	42.861	205.7	250.6	1:55.058	
5	Pit Out	142.5	39.440	93.7	46.833			8:20.811		24	35.566	178.8	36.475	90.5	42.374	208.1	255.9	1:54.415	
6		40.976	120.7	40.731	91.6	47.237	198.9	238.4	2:08.944	25	37.772	146.7	40.256	92.1	Pit In	211.8	257.8	2:15.828	



PSCSE - Test Day

Test Day

25 - 26 January 2024

Laps and Sector Times - PSCSE Test Day 26-01-2024 - A

Autodromo Internacional Algarve - 4652mtr.

7	37.091	170.9	38.791	96.5	45.788	200.0	242.7	2:01.670	26	Pit Out	172.5	37.010	99.5	43.221			5:44.883
8	37.933	170.3	37.649	101.0	44.381	201.1	235.3	1:59.963	27	36.222	191.5	36.887	103.6	47.528	206.9	255.3	2:00.637
9	40.199	167.4	37.804	83.9	44.327	206.9	254.1	2:02.330	28	35.939	186.9	36.463	99.2	42.878	205.7	254.7	1:55.280
10	36.294	166.4	37.474	94.8	43.089	205.7	250.0	1:56.857	29	35.203	178.2	36.382	103.3	42.577	206.9	254.7	1:54.162
11	37.304	169.0	37.414	90.5	43.086	209.3	204.5	1:57.804	30	36.032	190.5	36.430	97.8	42.371	210.5	242.7	1:54.833
12	36.981	172.0	39.289	102.3	44.883	208.1	220.4	2:01.153	31	35.057	191.2	35.850	101.8	42.643	208.1	<u>259.6</u>	1:53.550
13	36.370	170.9	38.112	90.0	Pit In	206.9	253.5	<u>2:14.351</u>	32	37.076	171.7	39.781	87.4	44.624	211.8	<u>259.6</u>	2:01.481
14	Pit Out	151.3	40.476	92.7	49.131			7:00.559	33	50.789	140.1	43.036	98.5	42.475	208.1	255.9	2:16.300
15	48.002	164.9	39.091	90.6	Pit In	204.5	237.9	<u>2:26.577</u>	34	35.148	187.2	35.715	105.4	<u>41.687</u>	209.3	256.5	1:52.550
16	Pit Out	125.1	52.891	81.6	Pit In			21:55.304	35	34.944	189.1	35.470	104.7	41.811	<u>213.0</u>	259.0	1:52.225
17	Pit Out	111.9	46.570	79.5	58.499			7:14.233	36	<u>34.702</u>	200.7	<u>35.157</u>	103.4	41.947	211.8	258.4	<u>1:51.806</u>
18	56.504	149.6	43.005	93.3	52.908	160.7	168.2	2:32.417	37	34.861	<u>207.3</u>	35.385	<u>110.3</u>	41.726	211.8	259.0	1:51.972
19	47.200	173.4	37.631	102.8	44.074	197.8	210.1	2:08.905	38	40.125	171.2	36.528	100.2	44.837	211.8	223.1	2:01.490

24 Corrado Costa										Porsche 911 GT3 Cup									
lap	Sect-1	Speed	Sect-2	Speed	Sect-3	Speed	TopSpeed	laptime	pit	lap	Sect-1	Speed	Sect-2	Speed	Sect-3	Speed	TopSpeed	laptime	pit
1	Pit Out	121.8	44.056	91.2	48.270			2:17.242		14	35.741	203.0	42.202	84.3	Pit In	206.9	244.3	2:19.157	
2	43.890	144.2	38.596	95.6	43.210	203.4	237.4	2:05.696		15	Pit Out	187.2	37.180	93.8	46.495			3:53.993	
3	43.034	160.5	45.141	88.1	Pit In	206.9	255.9	<u>2:40.372</u>		16	38.991	144.0	35.821	102.5	46.002	205.7	247.1	2:00.814	
4	Pit Out	163.6	39.758	89.4	52.099			7:28.195		17	35.131	197.8	35.282	107.1	45.780	208.1	254.7	1:56.193	
5	35.812	175.0	41.636	98.5	46.053	208.1	256.5	2:03.501		18	35.762	206.5	35.177	106.5	41.474	202.2	220.9	1:52.413	
6	37.548	175.0	38.467	95.8	45.842	203.4	231.8	2:01.857		19	1:30.983	170.3	39.567	82.6	50.196	215.6	260.9	3:00.746	
7	37.803	170.3	37.009	104.4	43.704	170.6	233.3	1:58.516		20	34.700	207.7	34.892	113.8	41.316	210.5	257.1	1:50.908	
8	36.710	174.5	36.380	106.9	43.679	208.1	215.6	1:56.769		21	34.406	201.5	35.719	106.4	41.799	211.8	257.1	1:51.924	
9	35.043	190.1	35.280	113.0	41.544	214.3	260.9	1:51.867		22	34.659	195.7	<u>34.352</u>	118.8	41.110	214.3	260.2	1:50.121	
10	34.559	192.9	35.218	<u>123.1</u>	41.413	215.6	260.2	1:51.190		23	37.108	169.0	36.307	107.8	41.545	<u>216.9</u>	<u>261.5</u>	1:54.960	
11	<u>34.361</u>	189.5	34.812	119.7	<u>40.543</u>	214.3	259.6	<u>1:49.716</u>		24	36.105	189.5	41.952	104.3	46.366	213.0	257.1	2:04.423	
12	42.708	129.0	46.960	89.4	Pit In	<u>216.9</u>	218.6	<u>2:35.614</u>		25	34.637	197.4	35.150	116.9	43.889	206.9	255.3	1:53.676	
13	Pit Out	150.2	45.015	85.9	46.092			54:27.972		26	34.523	<u>208.1</u>	35.127	114.2	Pit In	211.8	259.0	<u>2:07.074</u>	

27 Giuseppe Guirri										Porsche 911 GT3 Cup									
lap	Sect-1	Speed	Sect-2	Speed	Sect-3	Speed	TopSpeed	laptime	pit	lap	Sect-1	Speed	Sect-2	Speed	Sect-3	Speed	TopSpeed	laptime	pit
1	Pit Out	136.0	39.812	110.9	43.564			2:03.615		19	38.443	141.5	36.423	121.1	Pit In	219.5	257.8	2:03.783	
2	35.544	161.2	35.073	115.9	39.947	211.8	254.7	1:50.564		20	Pit Out	148.1	36.272	119.1	40.569			35:49.673	
3	34.291	175.9	34.434	124.1	39.857	215.6	262.1	1:48.582		21	35.626	169.5	34.157	127.8	39.804	205.7	244.3	1:49.587	
4	33.849	181.5	33.954	126.2	41.586	218.2	263.4	1:49.389		22	33.685	182.1	33.734	132.8	39.705	220.9	266.7	1:47.124	
5	34.023	182.4	34.137	116.9	39.744	215.6	262.8	1:47.904		23	34.014	174.8	33.921	135.2	Pit In	<u>222.2</u>	267.3	1:58.602	
6	33.959	174.5	36.131	113.0	Pit In	216.9	262.8	2:01.753		24	Pit Out	135.5	41.178	113.8	44.693			7:53.370	
7	Pit Out	140.6	37.061	109.1	41.615			7:13.885		25	36.274	157.0	34.761	117.3	41.972	184.6	227.8	1:53.007	
8	35.197	154.5	37.457	115.5	Pit In	215.6	260.9	2:03.987		26	33.497	178.8	33.460	130.9	39.135	219.5	264.1	1:46.092	
9	Pit Out	155.2	35.407	118.2	40.637			4:04.260		27	36.843	179.1	34.548	126.2	39.365	<u>222.2</u>	196.4	1:50.756	
10	34.765	149.4	35.424	127.5	40.731	216.9	263.4	1:50.920		28	33.430	181.8	33.393	139.7	Pit In	218.2	267.3	2:31.685	
11	34.363	160.5	34.750	127.2	40.690	216.9	262.8	1:49.803		29	Pit Out	134.3	41.853	114.4	40.127			12:37.269	
12	34.506	158.4	34.610	126.3	41.969	219.5	265.4	1:51.085		30	33.428	184.6	33.313	124.7	39.445	219.5	264.1	1:46.186	
13	34.278	159.8	34.290	126.5	40.456	218.2	267.3	1:49.024		31	33.194	185.2	33.391	<u>141.9</u>	48.202	219.5	267.3	1:54.787	
14	34.244	173.4	34.673	116.9	Pit In	218.2	264.7	<u>2:10.936</u>		32	33.272	188.5	33.457		40.603	219.5	266.0	1:47.332	
15	Pit Out	147.5	35.371	115.8	45.888			6:56.256		33	33.285	191.5	33.361	124.1	<u>38.949</u>	<u>222.2</u>	<u>268.0</u>	<u>1:45.595</u>	
16	34.079	165.6	34.258	126.0	40.201	218.2	264.1	1:48.538		34	<u>32.992</u>	<u>193.2</u>	<u>33.191</u>	139.0	47.360	<u>222.2</u>	266.7	1:53.543	
17	41.602	148.1	36.105	128.4	41.772	205.7	258.4	1:59.479		35	33.285	190.8	33.447		Pit In	220.9	267.3	1:53.800	
18	33.956	167.4	34.618	126.3	39.884	219.5	265.4	1:48.458		36									

PSCSE - Test Day

Test Day

25 - 26 January 2024

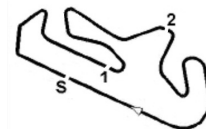
Laps and Sector Times - PSCSE Test Day 26-01-2024 - A

Autodromo Internacional Algarve - 4652mtr.

29 Louis Rousset										Porsche 911 GT3 Cup									
lap	Sect-1	Speed	Sect-2	Speed	Sect-3	Speed	TopSpeed	laptime	pit	lap	Sect-1	Speed	Sect-2	Speed	Sect-3	Speed	Topspeed	laptime	pit
1	Pit Out	101.9	41.503	96.7	Pit In			2:17.470		16	33.373	182.7	36.367	102.0	Pit In	219.5	266.0	2:02.690	
2	Pit Out	121.1	37.585	105.7	42.280			5:31.037		17	Pit Out	141.2	36.487	106.3	40.475			41:24.028	
3	35.809	147.9	37.106	109.9	40.570	205.7	235.8	1:53.485		18	33.920	172.5	34.245	112.1	39.819	216.9	262.8	1:47.984	
4	35.152	148.4	36.593	118.4	40.426	214.3	250.6	1:52.171		19	33.688	173.1	34.181	110.9	39.495	218.2	265.4	1:47.364	
5	34.564	163.6	34.289	118.9	39.894	216.9	263.4	1:48.747		20	33.581	176.5	34.144	106.5	39.480	219.5	264.7	1:47.205	
6	34.014	169.3	40.528	105.5	Pit In	219.5	264.7	2:10.222		21	33.512	176.5	<u>33.619</u>	<u>124.6</u>	51.049	218.2	265.4	1:58.180	
7	Pit Out	156.3	35.404	124.1	42.490			10:39.331		22	33.374	180.6	33.870	114.4	39.396	218.2	265.4	1:46.640	
8	34.392	157.2	34.676	116.3	40.398	215.6	262.8	1:49.466		23	33.317	<u>186.2</u>	34.138	110.9	Pit In	218.2	266.0	2:02.564	
9	34.539	154.5	34.702	115.0	39.945	218.2	264.1	1:49.186		24	Pit Out	143.0	35.446	112.3	40.149			14:25.632	
10	33.752	166.4	34.138	109.4	39.854	219.5	263.4	1:47.744		25	34.076	161.4	34.996	110.4	39.474	220.9	266.0	1:48.546	
11	33.814	182.4	36.654	102.2	Pit In	218.2	266.0	2:11.583		26	33.967	147.7	34.656	110.7	39.942	220.9	266.0	1:48.565	
12	Pit Out	147.5	35.148	107.0	39.944			8:04.143		27	33.508	177.0	33.678	113.1	<u>39.212</u>	219.5	266.7	1:46.398	
13	33.811	170.3	34.161	113.3	40.621	219.5	263.4	1:48.593		28	33.397	182.4	34.149	111.5	39.395	220.9	<u>268.0</u>	1:46.941	
14	33.813	180.3	35.619	111.5	39.727	218.2	264.7	1:49.159		29	<u>33.199</u>	182.1	33.661	113.9	39.246	<u>222.2</u>	267.3	<u>1:46.106</u>	
15	33.534	173.1	33.911	122.0	39.748	218.2	263.4	1:47.193		30	33.337	182.7	36.206	100.9	Pit In	220.9	266.7	2:01.220	

31 Sebastian Freymuth										Porsche 911 GT3 Cup									
lap	Sect-1	Speed	Sect-2	Speed	Sect-3	Speed	TopSpeed	laptime	pit	lap	Sect-1	Speed	Sect-2	Speed	Sect-3	Speed	Topspeed	laptime	pit
1	Pit Out	142.7	35.081	120.1	40.374			1:48.732		26	34.585	168.0	34.083	117.9	39.447	219.5	266.7	1:48.115	
2	33.843	172.0	34.820	122.9	39.979	218.2	264.1	1:48.642		27	33.449	177.3	33.979	117.4	39.402	218.2	<u>267.3</u>	1:46.830	
3	33.845	156.7	34.067	121.6	39.858	216.9	264.1	1:47.770		28	33.617	177.0	33.760	120.8	39.309	219.5	266.0	1:46.686	
4	33.603	172.8	33.600	<u>131.5</u>	40.557	218.2	265.4	1:47.760		29	33.104	186.9	33.767	116.9	39.444	<u>220.9</u>	266.0	1:46.315	
5	33.636	172.0	34.477	112.6	40.209	219.5	265.4	1:48.322		30	33.042	185.9	33.592	115.6	39.465	219.5	266.0	1:46.099	
6	33.654	172.5	34.074	109.5	39.456	218.2	263.4	1:47.184		31	33.099	177.9	33.789	117.6	Pit In	<u>220.9</u>	266.7	1:53.629	
7	33.481	181.2	34.056	117.8	Pit In	218.2	266.0	1:54.492		32	Pit Out	158.4	34.909	113.8	39.389			6:57.939	
8	Pit Out	161.9	34.250	117.8	39.818			4:50.736		33	33.273	182.1	33.641	114.6	39.421	219.5	265.4	1:46.335	
9	33.389	181.2	34.274	108.9	39.822	218.2	266.0	1:47.485		34	33.018	182.7	33.530	114.8	<u>39.207</u>	<u>220.9</u>	266.7	<u>1:45.755</u>	
10	33.207	181.2	33.993	112.0	39.471	218.2	266.7	1:46.671		35	33.248	181.8	33.655	116.0	Pit In	<u>220.9</u>	<u>267.3</u>	1:53.496	
11	33.648	181.8	33.854	116.6	39.930	219.5	266.7	1:47.432		36	Pit Out	137.9	36.639	109.3	41.143			37:09.526	
12	35.127	133.0	37.471	106.4	Pit In	<u>220.9</u>	266.0	2:03.965		37	34.077	151.5	34.840	118.7	39.878	218.2	260.2	1:48.795	
13	Pit Out	137.2	37.690	106.0	41.251			28:21.030		38	33.827	173.4	34.016	120.9	39.553	219.5	264.7	1:47.396	
14	34.494	179.1	35.633	100.8	40.869	214.3	250.6	1:50.996		39	33.208	177.6	33.799	119.7	Pit In	<u>220.9</u>	266.0	1:53.609	
15	35.453	171.7	34.642	111.6	39.512	218.2	264.1	1:49.607		40	Pit Out	140.6	35.783	114.6	42.692			6:47.581	
16	33.503	180.3	34.563	112.3	40.006	219.5	264.7	1:48.072		41	33.680	177.3	33.637	120.4	39.337	215.6	261.5	1:46.654	
17	33.468	177.3	34.189	118.4	39.819	218.2	265.4	1:47.476		42	33.103	<u>187.5</u>	<u>33.436</u>	116.8	39.258	219.5	265.4	1:45.797	
18	33.591	179.1	34.293	112.7	Pit In	216.9	264.1	1:54.020		43	33.072	183.1	34.033	112.0	39.455	219.5	266.0	1:46.560	
19	Pit Out	142.5	45.365	74.9	Pit In			5:20.371		44	33.222	183.4	33.518	117.5	39.733	216.9	264.7	1:46.473	
20	Pit Out	147.1	35.854	111.5	40.043			31:58.296		45	33.178	187.2	33.919	103.3	40.577	219.5	265.4	1:47.674	
21	42.358	102.9	38.575	96.3	Pit In	216.9	241.6	2:14.442		46	33.263	180.6	33.632	117.1	39.216	216.9	263.4	1:46.111	
22	Pit Out	140.8	36.972	106.0	40.709			7:32.533		47	<u>33.013</u>	185.2	33.772	116.0	39.690	219.5	264.7	1:46.475	
23	33.976	169.0	34.319	115.9	40.004	216.9	261.5	1:48.299		48	33.347	182.7	34.644	112.5	39.521	<u>220.9</u>	266.7	1:47.512	
24	33.712	175.6	33.747	117.8	39.290	218.2	264.1	1:46.749		49	33.229	184.3	34.173	113.0	Pit In	<u>220.9</u>	266.0	1:53.376	
25	33.650	175.0	34.152	117.5	39.717	219.5	266.7	1:47.519		50									

32 Robin Knutsson										Porsche 911 GT3 Cup									
lap	Sect-1	Speed	Sect-2	Speed	Sect-3	Speed	TopSpeed	laptime	pit	lap	Sect-1	Speed	Sect-2	Speed	Sect-3	Speed	Topspeed	laptime	pit
1	Pit Out	125.6	40.437	103.9	Pit In			2:14.898		16	34.716	175.3	36.047	120.5	Pit In	218.2	264.1	1:56.872	
2	Pit Out	138.3	37.110	115.4	41.083			5:28.937		17	Pit Out	140.8	42.354	123.4	48.979			8:50.997	
3	35.764	150.2	34.673	118.2	40.467	206.9	234.8	1:50.904		18	35.978	157.4	34.754	120.0	41.723	201.1	243.2	1:52.455	



PSCSE - Test Day

Test Day

25 - 26 January 2024

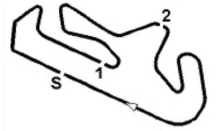
Laps and Sector Times - PSCSE Test Day 26-01-2024 - A

Autodromo Internacional Algarve - 4652mtr.

4	34.503	162.2	34.618	118.7	40.189	216.9	260.2	1:49.310	19	33.889	173.9	34.174	119.6	44.441	219.5	264.1	1:52.504
5	34.172	168.8	33.945	124.0	39.511	215.6	262.1	1:47.628	20	33.488	186.9	34.894	118.4	41.341	216.9	265.4	1:49.723
6	33.895	175.9	33.678	125.0	40.525	219.5	264.1	1:48.098	21	1:01.411	88.2	52.788	86.0	Pit In	108.4	105.5	2:58.552
7	33.499	183.4	33.931	122.3	39.409	218.2	263.4	1:46.839	22	Pit Out	172.0	34.016	133.5	40.199			4:51.396
8	33.305	179.4	33.759	122.2	39.452	219.5	265.4	1:46.516	23	33.555	181.2	33.574	125.3	39.270	216.9	263.4	1:46.399
9	33.869	175.3	33.977	124.4	Pit In	216.9	264.7	1:54.716	24	33.453	168.0	34.189	124.3	39.318	220.9	266.7	1:46.960
10	Pit Out	141.9	35.703	121.9	40.441			52:55.316	25	33.396	180.9	34.095	115.0	39.817	220.9	267.3	1:47.308
11	35.379	167.4	34.137	126.0	39.767	213.0	259.6	1:49.283	26	33.516	183.1	34.676	124.0	39.217	218.2	266.0	1:47.409
12	33.536	180.6	34.610	106.1	42.239	218.2	265.4	1:50.385	27	33.958	144.2	34.348	125.0	41.087	220.9	266.0	1:49.393
13	33.482	182.1	33.595	127.2	39.842	218.2	263.4	1:46.919	28	33.309	182.7	33.920	122.0	41.524	222.2	267.3	1:48.753
14	34.381	177.3	33.754	123.0	40.142	214.3	262.1	1:48.277	29	33.942	180.0			Pit In	220.9	267.3	2:02.359
15	33.347	177.9	34.101	120.3	40.336	218.2	264.1	1:47.784	30			33.839	120.1				

37 Alberto Cerqui										Porsche 911 GT3 Cup									
lap	Sect-1	Speed	Sect-2	Speed	Sect-3	Speed	TopSpeed	laptme	pit	lap	Sect-1	Speed	Sect-2	Speed	Sect-3	Speed	Topspeed	laptme	pit
1	Pit Out	61.7	41.209	105.2	Pit In			2:27.047		23	36.296	151.0	34.439	121.1	39.317	211.8	244.3	1:50.052	
2	Pit Out	133.7	38.734	114.4	40.927			5:44.860		24	33.295	183.7	33.484	128.0	39.238	216.9	262.1	1:46.017	
3	33.962	173.1	34.648	124.6	39.750	216.9	259.0	1:48.360		25	33.870	167.4	35.946	110.1	41.776	219.5	264.1	1:51.592	
4	33.599	168.0	34.095	120.1	39.976	218.2	263.4	1:47.670		26	36.643	152.1	35.667	118.0	39.765	219.5	263.4	1:52.075	
5	33.618	155.4	34.036	123.6	39.313	219.5	264.1	1:46.967		27	33.095	183.4	33.308	127.7	39.390	219.5	264.1	1:45.793	
6	33.304	162.7	33.877	125.4	39.208	218.2	264.1	1:46.389		28	36.058	156.5	35.440	114.3	Pit In	219.5	260.9	1:59.398	
7	33.264	170.3	38.570	96.4	Pit In	219.5	262.8	2:08.913		29	Pit Out	158.1	38.148	100.7	40.942			4:44.491	
8	Pit Out	123.7	35.666	119.1	40.918			23:50.773		30	33.105	185.9	33.350	127.1	39.399	219.5	264.1	1:45.854	
9	33.887	166.4	34.517	123.4	39.574	215.6	259.0	1:47.978		31	34.296	160.7	35.178	111.7	39.949	220.9	266.0	1:49.423	
10	33.322	183.7	34.083	123.6	39.540	216.9	262.1	1:46.945		32	32.961	190.5	33.440	128.0	39.503	219.5	265.4	1:45.904	
11	33.277	175.3	33.841	119.6	39.425	219.5	264.1	1:46.543		33	36.673	154.5	34.225	120.0	Pit In	219.5	264.7	1:59.507	
12	33.303	164.9	33.764	129.2	Pit In	218.2	264.1	1:55.793		34	Pit Out	85.6	38.861	102.4	40.526			4:58.907	
13	Pit Out	107.6	42.321	105.9	42.621			4:49.476		35	34.160	168.0	33.981	121.3	43.125	216.9	262.1	1:51.266	
14	34.441	170.6	34.894	111.6	41.723	215.6	260.9	1:51.058		36	33.463	181.5	34.700	116.1	40.439	218.2	262.1	1:48.602	
15	33.899	173.9	34.875	118.2	39.341	218.2	263.4	1:48.115		37	33.241	186.9	33.649	124.3	39.023	219.5	263.4	1:45.913	
16	33.284	179.1	34.299	122.0	Pit In	218.2	263.4	2:02.632		38	33.160	181.2	33.481	124.0	39.179	218.2	264.7	1:45.820	
17	Pit Out	162.2	34.281	118.8	39.617			4:44.929		39	36.992	148.6	39.215	101.6	Pit In	219.5	262.8	2:07.810	
18	33.615	162.4	33.876	126.6	39.428	218.2	262.8	1:46.919		40	Pit Out	145.9	34.812	114.0	41.364			8:24.183	
19	33.224	180.3	33.990	114.2	48.200	219.5	264.1	1:55.414		41	33.154	188.5	33.417	126.9	39.864	218.2	262.1	1:46.435	
20	33.365	180.3	33.737	123.9	39.320	219.5	264.1	1:46.422		42	33.064	187.2	33.234	121.9	39.502	215.6	262.8	1:45.800	
21	36.119	144.0	37.748	109.1	Pit In	218.2	253.5	2:04.965		43	33.083	189.1	33.496	124.0	39.313	218.2	264.7	1:45.892	
22	Pit Out	67.4	39.308	114.3	44.872			38:38.817		44	36.302	157.7	38.284	99.0	Pit In	219.5	252.9	2:07.521	

39 Merabi Mekvabishvili										Porsche 911 GT3 Cup									
lap	Sect-1	Speed	Sect-2	Speed	Sect-3	Speed	TopSpeed	laptme	pit	lap	Sect-1	Speed	Sect-2	Speed	Sect-3	Speed	Topspeed	laptme	pit
1	Pit Out	150.4	36.342	112.0	39.965			1:53.555		17	35.230	184.3	35.217	109.3	Pit In	215.6	263.4	1:59.031	
2	33.723	166.2	33.934	116.0	39.447	219.5	265.4	1:47.104		18	Pit Out	155.8	34.522	111.8	39.733			13:55.654	
3	33.497	172.0	34.071	112.1	39.278	220.9	267.3	1:46.846		19	33.710	164.1	34.024	120.3	39.196	220.9	265.4	1:46.930	
4	33.532	156.7	34.214	105.7	39.023	220.9	268.7	1:46.769		20	33.527	163.9	34.299	111.5	40.435	222.2	269.3	1:48.261	
5	33.070	168.5	34.141	112.5	39.699	225.0	268.7	1:46.910		21	33.090	179.4	33.415	117.1	40.137	222.2	268.0	1:46.642	
6	33.284	186.9	34.071	108.9	Pit In	222.2	267.3	2:03.672		22	33.073	175.6	34.304	108.7	39.087	220.9	267.3	1:46.464	
7	Pit Out	122.3	44.977	89.9	47.968			30:26.366		23	33.057	181.8	33.430	117.8	39.040	222.2	268.7	1:45.527	
8	38.162	127.2	37.451	106.5	41.556	195.7	237.9	1:57.169		24	33.059	181.8	33.654	116.0	Pit In	222.2	268.7	1:52.190	
9	34.436	178.5	35.600	104.7	41.169	213.0	259.6	1:51.205		25	Pit Out	123.1	39.284	106.5	42.682			23:50.884	
10	34.202	181.5	35.544	108.8	40.919	214.3	262.1	1:50.665		26	34.526	175.3	35.422	116.9	41.453	209.3	258.4	1:51.401	



PSCSE - Test Day

Test Day

25 - 26 January 2024

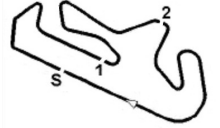
Laps and Sector Times - PSCSE Test Day 26-01-2024 - A

Autodromo Internacional Algarve - 4652mtr.

11	35.193	173.1	35.478	106.9	40.714	215.6	262.8	1:51.385	27	34.852	161.0	36.737	109.2	41.264	213.0	261.5	1:52.853
12	34.001	183.4	34.871	101.4	41.283	218.2	265.4	1:50.155	28	34.618	148.4	35.505	112.7	40.885	215.6	262.8	1:51.008
13	34.719	185.9	35.070	106.1	43.326	214.3	262.1	1:53.115	29	34.286	185.6	34.803	117.3	41.551	211.8	262.8	1:50.640
14	34.883	185.6	35.067	88.1	41.130	208.1	259.0	1:51.080	30	34.259	182.1	35.860	112.6	41.134	214.3	261.5	1:51.253
15	34.331	185.6	35.253	108.7	41.039	216.9	264.1	1:50.623	31	34.218	<u>189.8</u>	35.406	100.6	40.779	216.9	262.8	1:50.403
16	34.142	184.0	35.016	109.1	40.608	215.6	262.1	1:49.766	32	34.265	186.5	34.946	110.0	Pit In	216.9	262.1	<u>2:00.159</u>

44 Christof Langer										Porsche 911 GT3 Cup									
lap	Sect-1	Speed	Sect-2	Speed	Sect-3	Speed	TopSpeed	laptime	pit	lap	Sect-1	Speed	Sect-2	Speed	Sect-3	Speed	Topspeed	laptime	pit
1	Pit Out	106.3	47.301		52.333			2:25.480		18	Pit Out	126.0	36.947	123.7	46.485			8:21.455	
2	44.138	114.8	42.160		43.937		178.8	2:10.235		19	34.736	151.0	34.737	131.4	41.142	<u>222.2</u>	261.5	1:50.615	
3	37.390	161.9	35.974	124.1	41.975		220.9	1:55.339		20	34.273	163.1	34.678	114.6	40.598	219.5	264.7	1:49.549	
4	36.641	167.4	35.229	136.0	41.899	211.8	224.5	1:53.769		21	37.184	141.0	37.964	115.4	41.244	219.5	194.6	1:56.392	
5	35.746	182.7	34.962	134.7	41.196	214.3	243.2	1:51.904		22	34.762	182.4	34.563	132.7	42.779	216.9	259.6	1:52.104	
6	34.726	175.6	34.613	130.8	41.603	219.5	263.4	1:50.942		23	34.667	174.5	34.266	137.2	48.347	215.6	260.9	1:57.280	
7	34.449	176.5	34.779	126.8	40.799	218.2	262.8	1:50.027		24	34.471	171.7	34.204	133.0	40.970	216.9	262.8	1:49.645	
8	35.282	175.0	34.990	126.5	40.759	216.9	261.5	1:51.031		25	34.238	183.1	34.437	125.4	40.468	220.9	265.4	1:49.143	
9	35.109	160.7	38.882	123.4	40.872	218.2	260.2	1:54.863		26	39.003	143.0	36.884	114.5	Pit In	220.9	216.9	<u>2:07.573</u>	
10	34.137	<u>192.2</u>	37.511	118.6	Pit In	218.2	262.8	<u>2:12.191</u>		27	Pit Out	145.2	35.626	115.0	40.623			8:42.060	
11	Pit Out	163.9	36.766	126.9	41.176			8:42.032		28	34.184	165.4	34.418	121.6	40.112	218.2	263.4	1:48.714	
12	34.326	187.8	35.215	112.3	45.616	216.9	265.4	1:55.157		29	35.514	162.9	34.422	116.1	41.475	220.9	243.8	1:51.411	
13	34.354	189.5	34.592	<u>140.8</u>	Pit In	215.6	261.5	7:15.488		30	33.867	169.0	33.978	118.3	39.899	218.2	264.7	1:47.744	
14	Pit Out	77.4	45.409	105.7	47.718			1:03:22.743		31	33.889	172.5	33.986	117.1	<u>39.581</u>	219.5	<u>268.7</u>	1:47.456	
15	44.622	114.0	38.608	112.0	Pit In	137.9	173.4	2:13.734		32	33.700	170.9	33.958	118.9	Pit In	219.5	264.1	1:55.999	
16	Pit Out	141.9	36.040	125.0	41.188			2:46.393		33	Pit Out	164.9	34.524	115.3	39.790			11:23.657	
17	34.777	169.8	34.979	129.8	Pit In	214.3	260.9	<u>2:05.014</u>		34	<u>33.667</u>	175.3	<u>33.717</u>	121.1	39.642	218.2	264.1	<u>1:47.026</u>	

47 Alexander Reimann										Porsche 911 GT3 Cup									
lap	Sect-1	Speed	Sect-2	Speed	Sect-3	Speed	TopSpeed	laptime	pit	lap	Sect-1	Speed	Sect-2	Speed	Sect-3	Speed	Topspeed	laptime	pit
1	Pit Out	113.6	41.325	90.7	43.471			2:07.758		26	33.822	169.8	35.369	115.1	<u>39.412</u>	210.5	259.6	1:48.603	
2	36.698	150.8	36.637	97.7	41.031	216.9	236.3	1:54.366		27	33.755	176.5	34.222	111.3	39.580	219.5	266.0	1:47.557	
3	36.180	157.4	35.357	105.2	40.557	219.5	251.7	1:52.094		28	33.773	175.6	34.308	116.3	40.060	219.5	265.4	1:48.141	
4	34.668	161.9	35.043	109.9	40.283	218.2	262.1	1:49.994		29	34.295	168.5	36.628	96.9	39.936	219.5	266.0	1:50.859	
5	34.939	151.3	34.839	118.6	40.256	219.5	256.5	1:50.034		30	36.741	135.8	48.701	70.7	Pit In	219.5	264.7	<u>2:24.857</u>	
6	34.633	164.1	34.946	117.9	40.003	219.5	264.7	1:49.582		31	Pit Out	156.3	35.638	113.1	39.801			7:50.650	
7	34.321	167.7	34.595	123.3	40.118	220.9	265.4	1:49.034		32	33.984	169.0	34.089	115.8	42.769	219.5	263.4	1:50.842	
8	34.319	170.9	34.543	111.7	40.425	219.5	264.1	1:49.287		33	33.846	169.3	33.969	125.7	39.778	219.5	265.4	1:47.593	
9	34.011	175.6	34.712	115.3	40.186	216.9	263.4	1:48.909		34	35.685	126.2	38.867	100.0	Pit In	220.9	266.0	2:14.186	
10	34.140	172.5	34.357	114.6	40.180	218.2	263.4	1:48.677		35	Pit Out	133.8	35.832	116.3	40.732			6:15.785	
11	34.343	178.5	36.776	102.3	Pit In	220.9	265.4	1:59.467		36	33.754	158.4	33.932	125.3	39.689	218.2	264.1	1:47.375	
12	Pit Out	158.1	35.783	103.3	40.479			4:09.218		37	33.791	165.6	33.889	123.9	39.677	219.5	266.7	1:47.357	
13	34.130	169.0	34.563	115.5	40.439	218.2	263.4	1:49.132		38	35.216	175.9	33.977	118.9	Pit In	220.9	<u>267.3</u>	1:55.793	
14	34.792	152.3	36.009	111.7	40.802	219.5	264.1	1:51.603		39	Pit Out	134.0	36.037	114.6	42.410			28:40.297	
15	34.082	169.0	34.318	113.2	40.386	219.5	264.1	1:48.786		40	34.897	160.2	34.322	117.9	43.647	215.6	240.5	1:52.866	
16	34.170	170.1	34.561	110.8	39.933	218.2	264.1	1:48.664		41	33.781	175.0	33.799	125.9	39.933	220.9	266.0	1:47.513	
17	34.244	176.5	34.073	122.6	40.142	220.9	264.7	1:48.459		42	33.878	169.8	34.012	125.3	39.819	219.5	265.4	1:47.709	
18	34.145	174.5	36.034	112.0	41.335	218.2	264.1	1:51.514		43	<u>33.569</u>	<u>180.6</u>	<u>33.777</u>	<u>126.8</u>	39.942	219.5	266.0	<u>1:47.288</u>	
19	33.951	177.3	36.318	115.9	40.421	219.5	264.7	1:50.690		44	33.818	179.7	34.234	117.3	39.666	219.5	266.7	1:47.718	
20	34.086	175.6	34.289	117.0	40.183	219.5	265.4	1:48.558		45	33.694	168.8	34.438	115.4	39.979	220.9	265.4	1:48.111	
21	34.057	175.6	34.385	115.0	41.323	218.2	264.1	1:49.765		46	34.490	171.4	34.168	118.6	39.765	<u>222.2</u>	<u>267.3</u>	1:48.423	



PSCSE - Test Day

Test Day

25 - 26 January 2024

Laps and Sector Times - PSCSE Test Day 26-01-2024 - A

Autodromo Internacional Algarve - 4652mtr.

22	34.049	173.1	34.645	108.0	Pit In	218.2	264.1	2:06.426	47	34.280	168.5	34.256	116.8	40.129	219.5	264.7	1:48.665
23	Pit Out	100.0	47.594	93.0	47.031			29:57.877	48	34.028	175.6	34.086	122.4	39.719	219.5	266.7	1:47.833
24	39.176	141.7	38.208	99.4	43.149	179.1	220.4	2:00.533	49	33.777	176.5	34.134	113.8	39.627	220.9	266.0	1:47.538
25	34.541	158.4	34.451	118.8	40.466	219.5	265.4	1:49.458	50	34.461	147.9	36.734	97.2	Pit In	219.5	266.0	1:59.889

48 Thomas Kangro										Porsche 911 GT3 Cup									
lap	Sect-1	Speed	Sect-2	Speed	Sect-3	Speed	TopSpeed	laptime	pit	lap	Sect-1	Speed	Sect-2	Speed	Sect-3	Speed	Topspeed	laptime	pit
1	Pit Out	120.8	44.651	105.0	46.202			2:13.589		7	<u>33.729</u>	176.2	<u>34.054</u>	121.8	40.293	218.2	264.7	1:48.076	
2	36.881	132.2	45.915	103.1	40.953	209.3	230.3	2:03.749		8	35.903	144.0	37.015	118.4	40.873	215.6	264.1	1:53.791	
3	34.782	160.2	35.155	121.3	Pit In	215.6	259.6	2:07.297		9	34.802	160.0	34.656	113.2	40.320	218.2	226.9	1:49.778	
4	Pit Out	136.2	36.067	118.6	41.483			7:44.945		10	34.070	<u>181.2</u>	34.190	120.9	<u>39.762</u>	218.2	262.8	<u>1:48.022</u>	
5	34.957	155.4	34.535	119.9	39.911	214.3	232.8	1:49.403		11	33.744	176.8	35.256	118.8	39.887	<u>219.5</u>	264.1	1:48.887	
6	34.300	164.1	35.332	117.5	40.174	218.2	264.7	1:49.806		12	33.930	175.0	34.113	<u>122.3</u>	Pit In	218.2	<u>266.0</u>	2:24.085	

52 Angus Whiteside										Porsche 911 GT3 Cup									
lap	Sect-1	Speed	Sect-2	Speed	Sect-3	Speed	TopSpeed	laptime	pit	lap	Sect-1	Speed	Sect-2	Speed	Sect-3	Speed	Topspeed	laptime	pit
1	Pit Out	125.4	48.755	82.8	Pit In			2:26.591		14	33.333	180.0	33.845	120.0	39.160	218.2	262.8	1:46.338	
2	Pit Out	142.9	35.236	120.0	40.507			6:22.188		15	33.404	190.8	33.887	122.4	Pit In	<u>219.5</u>	<u>266.0</u>	2:00.436	
3	33.950	170.3	34.073	125.9	39.453	214.3	255.9	1:47.476		16	Pit Out	151.5	39.147	108.1	42.343			57:21.047	
4	33.295	178.8	33.793	124.1	39.296	218.2	262.8	1:46.384		17	35.024	173.9	34.363	121.6	39.414	182.7	230.8	1:48.801	
5	33.331	184.6	33.748	123.7	39.192	<u>219.5</u>	263.4	1:46.271		18	40.564	112.9	41.807	103.6	Pit In	<u>219.5</u>	262.8	2:18.259	
6	33.761	170.9	<u>33.574</u>	124.4	40.628	<u>219.5</u>	263.4	1:47.963		19	Pit Out	178.5	36.009	119.6	39.470			3:39.870	
7	34.391	176.5	33.705	<u>127.4</u>	39.903	<u>219.5</u>	264.1	1:47.999		20	33.947	187.5	35.686	118.7	39.239	218.2	262.8	1:48.872	
8	33.676	192.2	33.831	121.2	Pit In	<u>219.5</u>	262.8	2:01.453		21	33.586	187.8	33.705	123.3	39.396	218.2	263.4	1:46.687	
9	Pit Out	145.4	35.496	107.8	41.552			11:25.259		22	33.260	187.8	33.797	123.0	39.469	216.9	264.1	1:46.526	
10	35.250	160.7	34.349	120.5	40.171	190.5	240.0	1:49.770		23	33.751	186.5	34.102	119.3	39.411	218.2	<u>266.0</u>	1:47.264	
11	33.397	180.6	33.763	118.8	39.463	215.6	261.5	1:46.623		24	33.271	184.0	33.706	120.9	39.409	<u>219.5</u>	264.1	1:46.386	
12	34.775	175.0	34.068	121.2	39.196	216.9	222.2	1:48.039		25	<u>33.199</u>	<u>192.9</u>	34.156	120.4	39.708	<u>219.5</u>	265.4	1:47.063	
13	33.268	182.7	33.866	121.3	<u>39.070</u>	218.2	262.8	<u>1:46.204</u>		26	33.650	186.2	34.270	119.7	Pit In	218.2	262.1	2:00.273	

54 Hugo Ellis										Porsche 911 GT3 Cup									
lap	Sect-1	Speed	Sect-2	Speed	Sect-3	Speed	TopSpeed	laptime	pit	lap	Sect-1	Speed	Sect-2	Speed	Sect-3	Speed	Topspeed	laptime	pit
1	Pit Out	135.5	39.386	96.5	42.734			1:59.511		13	35.896	123.0	40.886	96.1	Pit In	218.2	264.1	2:13.587	
2	36.884	145.6	36.262	108.2	40.790	213.0	225.0	1:53.936		14	Pit Out	161.9	34.967	121.2	39.739			3:19.124	
3	35.065	149.0	36.144	104.3	40.494	216.9	253.5	1:51.703		15	35.536	170.3	34.805	115.6	40.093	219.5	264.7	1:50.434	
4	34.695		Pit In		Pit In	216.9		2:06.996		16	35.818	167.4	34.248	<u>123.4</u>	39.412	<u>220.9</u>	<u>267.3</u>	1:49.478	
5	Pit Out	145.6	35.733	111.5	41.058			2:36:15.625		17	33.832	175.0	34.233	118.3	39.747	219.5	266.0	1:47.812	
6	34.024	171.7	34.190	119.1	39.774	209.3	259.0	1:47.988		18	33.794	173.9	34.006	122.3	39.374	215.6	262.8	1:47.174	
7	33.774	174.5	34.119	119.9	39.265	219.5	264.1	1:47.158		19	33.675	177.6	34.070	119.5	39.359	219.5	265.4	1:47.104	
8	<u>33.466</u>	182.7	34.196	116.8	<u>39.212</u>	219.5	266.0	1:46.874		20	33.572	181.8	33.757	121.9	39.412	219.5	265.4	1:46.741	
9	33.701	180.9	34.008	117.8	39.382	219.5	266.0	1:47.091		21	33.579	176.8	34.022	122.3	39.501	219.5	264.1	1:47.102	
10	34.716	175.9	34.203	118.4	Pit In	218.2	266.0	1:59.265		22	33.643	<u>184.6</u>	<u>33.693</u>	121.1	39.369	218.2	264.7	<u>1:46.705</u>	
11	Pit Out	139.4	36.055	112.6	40.485			31:18.818		23	33.963	180.6	34.694	113.2	Pit In	219.5	266.0	2:00.083	
12	34.250	166.7	34.377	121.5	39.661	215.6	260.9	1:48.288		24									

55 Sid Smith										Porsche 911 GT3 Cup									
lap	Sect-1	Speed	Sect-2	Speed	Sect-3	Speed	TopSpeed	laptime	pit	lap	Sect-1	Speed	Sect-2	Speed	Sect-3	Speed	Topspeed	laptime	pit
1	Pit Out	85.6	54.586	78.8	Pit In			3:08.017		22	34.543	144.6	34.941	104.9	39.978	218.2	267.3	1:49.462	
2	Pit Out	90.9	50.956	82.4	54.739			8:48.198		23	34.341	147.5	34.859	104.5	39.748	219.5	264.7	1:48.948	
3	48.104	96.3	49.001	88.9	51.383	169.8	180.9	2:28.488		24	34.117	147.7	34.765	109.1	39.617	219.5	265.4	1:48.499	
4	47.760	107.4	46.186	88.7	51.174	171.4	193.9	2:25.120		25	34.433	147.5	35.165	107.1	39.815	219.5	265.4	1:49.413	



PSCSE - Test Day

Test Day

25 - 26 January 2024

Laps and Sector Times - PSCSE Test Day 26-01-2024 - A

Autodromo Internacional Algarve - 4652mtr.

5	44.972	120.5	45.256	84.8	51.198	170.6	182.4	2:21.426	26	34.114	153.4	34.597	108.9	39.441	219.5	266.0	1:48.152
6	43.574	114.4	43.674	85.6	49.950	173.1	203.0	2:17.198	27	33.876	153.0	34.943	109.0	<u>39.308</u>	<u>222.2</u>	266.0	1:48.127
7	44.450	114.0	43.955	85.4	Pit In	182.7	194.2	2:29.119	28	33.974	154.9	35.565	91.8	Pit In	220.9	266.0	2:02.860
8	Pit Out	104.4	46.244	85.9	50.481			25:38.672	29	Pit Out	108.4	41.468	95.6	43.964			41:38.166
9	43.321	115.0	45.725	89.0	49.027	180.9	200.0	2:18.073	30	36.779	138.3	38.006	105.9	40.732	210.5	237.9	1:55.517
10	41.528	125.6	43.043	89.9	49.647	187.5	205.7	2:14.218	31	35.411	120.1	38.257	109.4	40.607	214.3	261.5	1:54.275
11	44.641	115.1	44.758	83.5	48.875	186.5	212.2	2:18.274	32	33.956	155.6	34.660	111.7	39.833	216.9	263.4	1:48.449
12	43.764	116.1	44.995	84.7	50.606	188.5	201.9	2:19.365	33	33.753	158.6	34.591	110.2	39.593	218.2	264.7	1:47.937
13	41.374	115.4	47.135	81.1	50.011	193.5	216.9	2:18.520	34	34.114	150.0	34.631	108.3	40.017	219.5	265.4	1:48.762
14	41.962	111.5	44.984	84.8	Pit In	176.5	238.4	2:25.159	35	33.855	151.0	34.939	105.2	40.221	220.9	264.7	1:49.015
15	Pit Out	112.3	44.945	83.2	48.773			31:38.533	36	33.945	154.5	35.640	102.2	Pit In	219.5	264.1	1:58.552
16	41.192	113.8	42.419	90.7	45.342	194.6	213.0	2:08.953	37	Pit Out	128.3	37.105	100.8	40.499			7:02.523
17	38.637	126.2	41.473	95.7	44.443	205.7	220.4	2:04.553	38	34.153	154.3	34.852	104.7	40.633	218.2	264.1	1:49.638
18	37.760	126.8	39.503	86.7	Pit In	209.3	241.1	2:11.805	39	<u>33.724</u>	<u>159.5</u>	<u>34.286</u>	<u>115.6</u>	39.654	219.5	265.4	<u>1:47.664</u>
19	Pit Out	126.9	39.235	89.7	42.523			6:50.957	40	33.959	146.9	36.438	109.4	40.329	219.5	266.0	1:50.726
20	35.983	133.3	36.584	101.7	41.194	209.3	257.1	1:53.761	41	35.104	151.0	35.006	111.1	44.414	218.2	<u>268.0</u>	1:54.524
21	35.312	134.7	35.701	99.6	40.454	211.8	260.9	1:51.467	42	33.836	154.7	34.407	113.4	Pit In	218.2	266.0	1:55.178

56	Lee Mowle										Porsche 911 GT3 Cup									
lap	Sect-1	Speed	Sect-2	Speed	Sect-3	Speed	TopSpeed	laptime	pit	lap	Sect-1	Speed	Sect-2	Speed	Sect-3	Speed	Topspeed	laptime	pit	
1	Pit Out	118.2	44.267	97.3	Pit In			2:28.245		21	34.806	186.9	35.064	106.5	41.553	213.0	261.5	1:51.423		
2	Pit Out	131.4	40.548	114.0	46.951			5:29.752		22	34.713	186.5	34.735	107.4	Pit In	206.9	256.5	1:57.781		
3	39.510	141.5	41.493	91.8	47.360	185.6	218.2	2:08.363		23	Pit Out	147.9	37.138	110.4	42.138			41:54.379		
4	39.151	138.3	39.023	114.3	46.432	193.5	228.8	2:04.606		24	34.602	176.5	35.198	111.7	41.957	214.3	260.9	1:51.757		
5	38.709	153.8	38.726	100.2	Pit In	191.5	230.3	2:11.693		25	35.263	176.5	34.820	111.6	43.646	210.5	259.6	1:53.729		
6	Pit Out	151.0	37.831	112.4	43.764			8:31.349		26	34.349	185.9	34.530	<u>116.6</u>	41.094	214.3	263.4	1:49.973		
7	36.377	172.5	36.648	111.0	44.530	201.1	241.6	1:57.555		27	34.885	184.0	34.898	92.7	41.735	208.1	254.7	1:51.518		
8	36.794	165.9	36.831	108.5	42.848	201.1	243.8	1:56.473		28	36.020	185.9	34.938	98.2	41.108	216.9	195.7	1:52.066		
9	36.802	157.7	38.581	110.7	44.427	196.7	246.6	1:59.810		29	35.352	188.2	34.960	113.0	40.861	209.3	248.8	1:51.173		
10	36.711	166.7	36.806	105.7	44.854	202.2	250.0	1:58.371		30	34.575	<u>194.2</u>	35.071	115.9	40.719	<u>219.5</u>	<u>265.4</u>	1:50.365		
11	36.606	172.2	40.911	91.3	Pit In	202.2	248.8	2:18.391		31	34.231	190.1	<u>34.467</u>	114.6	41.841	216.9	263.4	1:50.539		
12	Pit Out	157.4	36.959	114.3	44.762			16:36.598		32	34.542	178.8	34.557	111.2	Pit In	218.2	264.7	1:57.531		
13	39.116	157.0	36.949	108.1	44.373	200.0	253.5	2:00.438		33	Pit Out	152.8	36.135	113.9	40.996			19:41.686		
14	44.207	131.9	39.149	95.7	Pit In	204.5	254.7	2:15.312		34	34.509	174.5	34.908	107.0	40.992	211.8	259.6	1:50.409		
15	Pit Out	164.4	36.514	109.6	42.807			6:18.553		35	34.690	179.4	34.865	106.3	43.171	213.0	259.0	1:52.726		
16	35.865	175.9	35.485	108.4	42.746	202.2	253.5	1:54.096		36	34.820	176.5	34.852	116.0	40.722	215.6	262.8	1:50.394		
17	35.428	170.1	35.586	110.5	42.730	213.0	260.9	1:53.744		37	34.405	183.1	34.475	112.4	<u>40.286</u>	215.6	262.1	<u>1:49.166</u>		
18	35.168	189.8	35.150	109.4	41.259	209.3	258.4	1:51.577		38	34.535	188.2	34.612	114.8	40.299	<u>219.5</u>	264.7	1:49.446		
19	35.547	180.3	35.221	109.8	41.429	211.8	254.7	1:52.197		39	<u>34.146</u>	190.5	35.399	109.4	Pit In	218.2	263.4	2:03.610		
20	34.796	185.2	34.908	106.9	41.648	210.5	260.2	1:51.352		40										

70	Mike Mihaylov										Porsche 911 GT3 Cup									
lap	Sect-1	Speed	Sect-2	Speed	Sect-3	Speed	TopSpeed	laptime	pit	lap	Sect-1	Speed	Sect-2	Speed	Sect-3	Speed	Topspeed	laptime	pit	
1	Pit Out	151.5	35.283	121.2	39.909			1:51.211		9	40.000	120.1	42.353	96.3	Pit In	201.1	249.4	2:15.326		
2	33.203	186.9	33.671	123.3	39.127	216.9	260.9	1:46.001		10	Pit Out	162.7	38.952	99.9	44.947			6:58.388		
3	33.152	<u>198.5</u>	33.517	<u>124.4</u>	<u>38.902</u>	218.2	263.4	1:45.571		11	36.608	175.9	37.247	104.1	44.315	204.5	241.6	1:58.170		
4	<u>32.965</u>	197.4	<u>33.258</u>	124.0	39.034	218.2	264.7	<u>1:45.257</u>		12	36.484	187.5	37.451	95.2	44.460	205.7	246.6	1:58.395		
5	33.789	192.9	33.768	115.8	Pit In	<u>220.9</u>	<u>266.0</u>	1:53.086		13	37.247	175.9	37.499	93.4	44.693	206.9	247.7	1:59.439		
6	Pit Out	131.9	38.288	104.4	43.406			9:39.017		14	38.893	177.0	40.116	96.1	45.341	204.5	230.3	2:04.350		
7	36.321	174.8	36.310	108.3	43.677	208.1	248.8	1:56.308		15	38.228	183.4	37.111	99.0	44.585	203.4	187.2	1:59.924		



PSCSE - Test Day

Test Day

25 - 26 January 2024

Laps and Sector Times - PSCSE Test Day 26-01-2024 - A

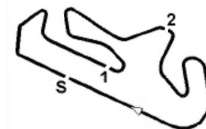
Autodromo Internacional Algarve - 4652mtr.

8	36.418	171.7	36.999	98.6	44.663	204.5	254.7	1:58.080	16	37.144	166.9	38.018	99.6	Pit In	205.7	235.8	2:06.585
---	--------	-------	--------	------	--------	-------	-------	----------	----	--------	-------	--------	------	--------	-------	-------	----------

71 Jorgen Vollet										Porsche 911 GT3 Cup									
lap	Sect-1	Speed	Sect-2	Speed	Sect-3	Speed	TopSpeed	laptime	pit	lap	Sect-1	Speed	Sect-2	Speed	Sect-3	Speed	Topspeed	laptime	pit
1	Pit Out	130.6	45.555	80.3	54.134			2:20.627		12	35.160	<u>187.5</u>	35.903	87.9	43.436	<u>214.3</u>	260.9	1:54.499	
2	39.379	156.1	38.615	102.5	43.150	191.5	220.0	2:01.144		13	35.629	177.0	38.620	90.0	Pit In	211.8	<u>261.5</u>	2:27.714	
3	36.663	162.7	38.295	107.0	44.422	211.8	259.6	1:59.380		14	Pit Out	159.5	40.247	101.1	Pit In			54:19.793	
4	36.751	159.3	37.228	102.0	44.486	210.5	253.5	1:58.465		15	Pit Out	140.6	36.852	109.8	42.622			13:41.374	
5	36.385	161.4	37.296	101.2	42.404	209.3	259.0	1:56.085		16	38.527	161.4	38.595	105.8	45.182	210.5	258.4	2:02.304	
6	35.578	169.0	36.622	109.5	42.492	210.5	258.4	1:54.692		17	37.158	173.4	36.438	103.4	42.448	200.0	222.2	1:56.044	
7	35.568	172.2	36.554	105.7	43.343	<u>214.3</u>	260.9	1:55.465		18	35.920	170.6	35.845	98.7	42.774	204.5	254.1	1:54.539	
8	39.604	157.7	40.040	106.6	Pit In	182.7	198.9	2:19.688		19	<u>34.789</u>	182.1	35.775	<u>110.7</u>	41.770	<u>214.3</u>	260.9	<u>1:52.334</u>	
9	Pit Out	115.0	39.811	104.1	45.203			30:10.297		20	35.312	186.9	36.284	95.1	<u>41.589</u>	210.5	257.8	1:53.185	
10	36.564	158.1	36.206	101.8	43.631	209.3	257.8	1:56.401		21	35.407	185.2	<u>35.521</u>	109.6	Pit In	213.0	260.9	2:05.142	
11	35.108	177.6	35.559	110.0	42.945	209.3	257.1	1:53.612		22									

76 Indrek Jaaska										Porsche 911 GT3 Cup									
lap	Sect-1	Speed	Sect-2	Speed	Sect-3	Speed	TopSpeed	laptime	pit	lap	Sect-1	Speed	Sect-2	Speed	Sect-3	Speed	Topspeed	laptime	pit
1	Pit Out	129.7	43.667	89.6	44.735			2:10.233		23	34.293	193.9	34.678	119.9	40.859	216.9	262.8	1:49.830	
2	36.780	144.8	37.089	108.0	42.317	209.3	257.1	1:56.186		24	34.830	148.4	35.862	122.7	41.774	218.2	263.4	1:52.466	
3	34.783	182.1	36.221	106.7	41.553	215.6	260.9	1:52.557		25	34.342	184.6	34.898	122.9	41.236	216.9	262.8	1:50.476	
4	35.148	176.8	35.335	116.1	41.346	215.6	261.5	1:51.829		26	34.269	182.1	34.682	126.5	41.274	218.2	264.1	1:50.225	
5	35.348	176.2	37.094	108.8	40.922	213.0	260.2	1:53.364		27	<u>34.079</u>	192.9	34.649	122.6	40.965	<u>219.5</u>	265.4	1:49.693	
6	34.847	174.2	38.824	104.7	Pit In	216.9	262.1	2:15.056		28	34.508	190.5	34.147	129.8	41.196	<u>219.5</u>	264.7	1:49.851	
7	Pit Out	187.2	35.623	115.3	41.850			5:44.253		29	34.974	193.5	34.685	124.7	40.983	<u>219.5</u>	<u>267.3</u>	1:50.642	
8	35.067	172.0	35.235	115.6	42.424	216.9	260.9	1:52.726		30	34.356	190.1	34.578	126.3	41.330	<u>219.5</u>	265.4	1:50.264	
9	34.816	183.7	34.999	118.9	43.020	215.6	261.5	1:52.835		31	34.257	191.5	34.022	130.0	41.181	216.9	262.8	1:49.460	
10	35.715	153.2	36.074	112.0	44.455	216.9	262.8	1:56.244		32	34.086	193.2	34.383	132.2	41.657	218.2	264.7	1:50.126	
11	34.547	186.9	36.926	82.2	Pit In	216.9	263.4	2:14.191		33	35.061	156.1	40.285	127.1	Pit In	216.9	264.1	2:15.797	
12	Pit Out	157.4	38.025	107.8	Pit In			19:36.148		34	Pit Out	166.7	37.616	115.5	43.202			33:18.652	
13	Pit Out	183.7	37.696	105.3	42.049			8:39.556		35	35.644	165.4	44.820	95.3	Pit In	208.1	257.1	2:23.491	
14	36.661	147.5	37.513	101.4	42.480	214.3	260.2	1:56.654		36	Pit Out	176.2	37.210	110.1	43.982			4:05.811	
15	35.224	168.8	35.271	120.4	40.811	213.0	261.5	1:51.306		37	34.752	187.2	34.970	111.3	42.581	214.3	260.2	1:52.303	
16	34.546	173.6	36.314	120.0	41.823	216.9	262.1	1:52.683		38	35.228	173.4	35.051	124.9	41.147	214.3	262.1	1:51.426	
17	34.353	178.8	35.173	117.1	41.685	214.3	262.1	1:51.211		39	34.107	192.5	34.348	<u>133.8</u>	40.925	216.9	264.1	1:49.380	
18	34.641	184.3	34.935	123.1	41.151	216.9	262.1	1:50.727		40	34.099	196.4	<u>33.964</u>	131.4	41.202	218.2	263.4	1:49.265	
19	52.760	192.2	34.853	115.5	41.342	218.2	263.4	2:08.955		41	34.087	197.8	34.142	130.8	40.846	216.9	262.8	<u>1:49.075</u>	
20	34.573	181.5	34.651	117.5	<u>40.765</u>	215.6	262.8	1:49.989		42	34.229	<u>203.0</u>	34.305	127.7	41.086	218.2	263.4	1:49.620	
21	34.162	187.5	34.702	122.4	41.122	216.9	263.4	1:49.986		43	34.388	178.5	34.671	127.8	41.065	<u>219.5</u>	263.4	1:50.124	
22	34.502	193.9	34.765	118.6	41.063	218.2	263.4	1:50.330		44	38.567	158.8	40.465	118.6	Pit In	218.2	255.3	2:20.110	

77 Jules Grouwels										Porsche 911 GT3 Cup									
lap	Sect-1	Speed	Sect-2	Speed	Sect-3	Speed	TopSpeed	laptime	pit	lap	Sect-1	Speed	Sect-2	Speed	Sect-3	Speed	Topspeed	laptime	pit
1	Pit Out	106.6	46.769	98.7	49.744			2:27.710		33	33.625	187.8	34.116	117.9	39.731	218.2	263.4	1:47.472	
2	40.643	155.4	39.773	115.3	44.192	171.4	206.9	2:04.608		34	35.099	172.2	34.316	123.1	40.021	218.2	258.4	1:49.436	
3	39.423	131.4	38.982	108.1	43.130	192.5	231.8	2:01.535		35	33.938	163.6	34.466	122.7	Pit In	218.2	264.1	2:00.495	
4	36.371	168.5	36.238	113.3	41.765	203.4	240.0	1:54.374		36	Pit Out	152.1	36.484	113.2	41.669			17:45.309	
5	36.915	168.0	35.431	117.4	41.410	202.2	227.8	1:53.756		37	34.972	170.1	34.985	115.9	40.553	214.3	259.6	1:50.510	
6	35.723	178.2	35.721	120.0	Pit In	206.9	240.5	2:00.227		38	34.717	164.6	34.737	122.4	40.585	215.6	262.8	1:50.039	
7	Pit Out	149.8	38.847	106.3	44.384			7:35.112		39	35.940	177.3	34.571	124.1	41.034	216.9	262.1	1:51.545	
8	37.283	153.6	37.023	119.3	42.403	206.9	239.5	1:56.709		40	35.330	160.0	34.757	117.1	40.341	216.9	228.8	1:50.428	



PSCSE - Test Day

Test Day

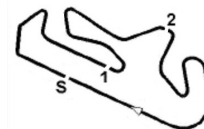
25 - 26 January 2024

Laps and Sector Times - PSCSE Test Day 26-01-2024 - A

Autodromo Internacional Algarve - 4652mtr.

9	36.070	157.2	35.837	119.5	43.301	210.5	240.5	1:55.208	41	34.483	170.1	35.062	113.6	40.984	218.2	263.4	1:50.529
10	36.153	154.5	35.527	115.5	41.721	213.0	255.9	1:53.401	42	34.500	175.6	34.711	119.5	40.407	216.9	263.4	1:49.618
11	35.433	174.5	35.858	114.5	41.148	214.3	257.1	1:52.439	43	34.604	176.5	34.598	115.1	41.020	218.2	263.4	1:50.222
12	37.362	155.4	35.887	118.9	42.090	216.9	252.3	1:55.339	44	34.135	176.2	35.015	115.9	40.300	218.2	264.7	1:49.450
13	37.328	163.1	35.757	111.9	41.364	214.3	259.0	1:54.449	45	34.305	183.7	34.569	115.0	40.488	218.2	264.7	1:49.362
14	34.927	175.0	35.989	109.0	41.189	211.8	257.1	1:52.105	46	39.531	166.2	41.026	110.5	41.524	218.2	264.7	2:02.081
15	35.062	175.0	35.554	108.4	40.708	215.6	260.2	1:51.324	47	34.493	168.5	36.232	98.9	42.405	216.9	262.8	1:53.130
16	34.946	171.4	35.594	110.4	41.083	214.3	260.9	1:51.623	48	34.519	180.0	34.807	115.1	40.236	216.9	263.4	1:49.562
17	36.304	167.2	35.513	110.5	Pit In	218.2	261.5	<u>2:04.422</u>	49	34.294	186.5	34.825	114.3	40.284	218.2	264.1	1:49.403
18	Pit Out	134.7	47.132	106.6	47.215			43:58.414	50	34.821	179.7	34.817	110.2	40.820	219.5	265.4	1:50.458
19	37.158	147.5	36.457	107.9	41.516	203.4	216.4	1:55.131	51	34.208	181.8	34.587	116.6	40.444	216.9	264.1	1:49.239
20	35.132	159.3	35.729	114.0	42.484	214.3	260.2	1:53.345	52	34.200	177.6	34.549	120.8	40.940	218.2	264.1	1:49.689
21	35.655	149.2	37.790	117.4	42.429	208.1	236.8	1:55.874	53	36.472	151.7	37.873	109.6	Pit In	216.9	262.8	2:04.961
22	34.739	155.8	36.514	106.3	42.119	214.3	259.6	1:53.372	54	Pit Out	156.3	36.027	124.0	40.145			5:17.445
23	37.115	164.6	35.755	113.0	41.330	216.9	236.3	1:54.200	55	33.445	181.8	33.972	125.1	39.425	220.9	264.1	1:46.842
24	48.343	58.8	52.985	96.1	Pit In	218.2	261.5	<u>2:53.130</u>	56	33.387	187.5	33.555	124.6	39.432	220.9	266.0	1:46.374
25	Pit Out	167.7	35.420	110.0	42.473			<u>2:22.024</u>	57	33.224	186.5	33.871	121.8	Pit In	222.2	<u>267.3</u>	1:56.102
26	34.450	177.6	35.110	115.6	40.499	215.6	260.9	1:50.059	58	Pit Out	148.4	36.238	121.8	40.911			8:21.353
27	34.413	181.2	37.083	120.9	41.561	215.6	261.5	1:53.057	59	33.885	178.8	34.113	127.2	39.726	220.9	263.4	1:47.724
28	34.189	175.3	36.814	116.4	40.967	216.9	262.1	1:51.970	60	33.674	173.9	34.039	<u>127.8</u>	39.501	220.9	266.0	1:47.214
29	34.997	151.0	35.286	117.3	42.675	214.3	260.9	1:52.958	61	<u>32.841</u>	190.1	33.467	122.6	<u>39.186</u>	222.2	266.0	<u>1:45.494</u>
30	34.440	172.0	36.989	89.9	Pit In	215.6	262.1	<u>2:18.086</u>	62	34.219	174.2	34.458	126.9	39.687	<u>223.6</u>	266.7	1:48.364
31	Pit Out	179.7	34.806	120.1	41.170			<u>6:34.907</u>	63	32.941	<u>192.5</u>	<u>33.442</u>	124.7	39.248	220.9	266.0	1:45.631
32	34.103	181.5	34.283	121.1	40.058	210.5	257.1	1:48.444	64	33.088	187.8	33.617	125.6	Pit In	222.2	265.4	1:55.942

78 Ariel Levi									Porsche 911 GT3 Cup								
lap	Sect-1	Speed	Sect-2	Speed	Sect-3	Speed	TopSpeed	laptme pit	lap	Sect-1	Speed	Sect-2	Speed	Sect-3	Speed	Topspeed	laptme pit
1	Pit Out	142.9	40.750	121.1	41.489			2:04.524	21	33.024	191.5	33.435	126.8	39.101	220.9	264.1	1:45.560
2	36.700	177.6	34.181	128.0	39.473	206.9	242.2	1:50.354	22	32.994	193.2	33.755	114.9	Pit In	219.5	266.7	1:54.598
3	33.504	182.1	33.197	<u>144.8</u>	40.817	215.6	259.6	1:47.518	23	Pit Out	140.3	38.698	118.4	45.264			20:15.689
4	33.213	185.2	33.402	134.0	Pit In	219.5	265.4	1:56.333	24	36.890	157.4	35.768	125.0	41.704	202.2	248.3	1:54.362
5	Pit Out	165.4	33.850	127.4	39.025			9:13.864	25	33.081	196.0	33.407	130.9	<u>38.783</u>	218.2	261.5	1:45.271
6	32.965	194.2	33.639	126.6	39.362	219.5	262.1	1:45.966	26	32.765	202.6	<u>33.128</u>	131.1	39.079	<u>222.2</u>	266.7	<u>1:44.972</u>
7	32.959	194.2	33.329	123.4	39.221	219.5	265.4	1:45.509	27	32.777	194.6	33.129	131.1	39.709	220.9	266.0	1:45.615
8	32.924	190.8	33.609	127.5	39.629	220.9	267.3	1:46.162	28	32.738	191.2	33.202	123.6	39.167	220.9	<u>268.0</u>	1:45.107
9	33.428	192.2	34.027	121.3	39.754	219.5	266.7	1:47.209	29	32.821	190.5	33.612	118.8	Pit In	220.9	266.7	1:55.803
10	32.862	197.8	33.438	126.0	39.096	220.9	266.7	1:45.396	30	Pit Out	162.2	37.671	92.2	41.736			51:23.068
11	32.872	191.8	33.408	126.2	39.176	220.9	266.0	1:45.456	31	34.337	161.0	35.327	115.4	Pit In	216.9	257.8	1:59.504
12	33.213	193.2	34.013	121.8	Pit In	219.5	265.4	1:53.585	32	Pit Out	168.8	34.360	110.4	39.213			4:51.579
13	Pit Out	157.7	39.412	107.7	Pit In			45:31.182	33	33.200	187.2	33.498	125.9	39.095	218.2	264.1	1:45.793
14	Pit Out	168.8	35.373	121.9	40.803			4:03.701	34	32.960	195.3	33.408	121.1	38.878	220.9	265.4	1:45.246
15	34.981	161.0	34.089	121.6	39.457	209.3	231.8	1:48.527	35	32.961	186.2	33.446	127.1	39.143	<u>222.2</u>	266.0	1:45.550
16	33.208	189.1	33.720	134.7	39.516	219.5	263.4	1:46.444	36	<u>32.661</u>	201.9	33.384	114.0	39.009	220.9	266.0	1:45.054
17	32.984	198.2	33.472	130.0	39.586	218.2	264.7	1:46.042	37	32.998	192.5	34.597	111.6	Pit In	219.5	266.0	1:56.604
18	34.063	190.5	33.556	127.4	40.776	219.5	264.7	1:48.395	38	Pit Out	175.3	34.035	118.8	39.123			6:56.449
19	33.376	194.6	33.581	119.7	Pit In	215.6	263.4	1:58.800	39	32.946	<u>204.9</u>	33.754	121.1	39.195	219.5	263.4	1:45.895
20	Pit Out	179.1	33.820	134.8	39.737			12:26.291	40	32.746	187.2	33.418	129.8	Pit In	<u>222.2</u>	264.7	1:54.245



PSCSE - Test Day

Test Day

25 - 26 January 2024

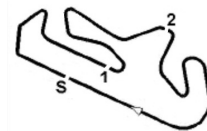
Laps and Sector Times - PSCSE Test Day 26-01-2024 - A

Autodromo Internacional Algarve - 4652mtr.

84 Marco Gilltrap										Porsche 911 GT3 Cup									
lap	Sect-1	Speed	Sect-2	Speed	Sect-3	Speed	TopSpeed	laptime	pit	lap	Sect-1	Speed	Sect-2	Speed	Sect-3	Speed	Topspeed	laptime	pit
1	Pit Out	111.3	43.079	101.7	44.906			2:11.689		27	34.457	161.4	34.614	119.9	42.908	219.5	267.3	1:51.979	
2		37.421	134.7	37.400	112.5	41.825	210.5	243.8	1:56.646	28	34.612	154.3	34.656	106.2	Pit In	218.2	266.0	2:06.751	
3		35.618	134.2	35.691	112.5	41.026	214.3	258.4	1:52.335	29	Pit Out	158.1	34.828	120.3	40.479			8:20.575	
4		34.849	149.0	35.056	118.6	40.419	216.9	261.5	1:50.324	30	34.066	167.2	33.994	122.7	39.753	216.9	264.1	1:47.813	
5		34.612	148.4	35.019	122.9	40.081	214.3	260.2	1:49.712	31	35.329	169.3	34.112	121.2	39.979	220.9	263.4	1:49.420	
6		34.126	152.1	34.698	123.9	39.962	216.9	262.8	1:48.786	32	33.439	168.5	33.598	127.4	40.398	220.9	267.3	1:47.435	
7		34.289	154.9	34.663	118.7	39.821	216.9	262.8	1:48.773	33	33.658	175.0	33.754	124.9	39.784	213.0	262.8	1:47.196	
8		34.264	150.4	34.499	127.4	40.658	218.2	264.1	1:49.421	34	33.565	173.4	34.649	121.9	39.552	<u>222.2</u>	268.0	1:47.766	
9		34.190	155.6	34.181	122.9	40.410	218.2	264.7	1:48.781	35	34.721	166.2	34.221	121.1	40.374	218.2	267.3	1:49.316	
10		35.341	167.7	35.453	120.4	40.013	218.2	254.7	1:50.807	36	44.924	102.7	38.674	102.7	Pit In	214.3	233.8	2:16.948	
11		33.866	154.5	34.161	125.0	40.066	219.5	264.1	1:48.093	37	Pit Out	151.5	36.156	111.5	41.011			9:00.720	
12		36.086	113.3	37.501	97.2	Pit In	218.2	244.3	2:15.507	38	34.009	172.8	34.136	126.8	39.906	218.2	266.0	1:48.051	
13	Pit Out	145.2	34.997	119.1	40.355				4:16.923	39	34.713	160.7	34.659	125.0	39.862	220.9	<u>270.0</u>	1:49.234	
14		34.250	166.4	34.138	126.9	39.927	216.9	264.1	1:48.315	40	33.584	171.7	33.788	126.8	39.664	219.5	266.7	1:47.036	
15		33.911	155.6	33.980	123.0	39.723	218.2	264.7	1:47.614	41	33.471	173.9	33.928	119.9	39.456	<u>222.2</u>	268.0	1:46.855	
16		35.594	151.0	34.773	118.7	40.008	218.2	263.4	1:50.375	42	33.410	175.0	33.843	121.9	39.527	<u>222.2</u>	<u>270.0</u>	1:46.780	
17		34.320	162.4	34.964	120.3	39.597	219.5	265.4	1:48.881	43	33.456	172.0	34.080	121.5	39.644	220.9	268.7	1:47.180	
18		33.542	164.1	33.809	126.6	39.670	219.5	266.0	1:47.021	44	33.331	174.5	33.947	122.3	39.470	220.9	267.3	1:46.748	
19		35.316	161.2	35.527	104.8	Pit In	219.5	238.9	2:01.666	45	33.498	173.6	33.797	120.3	39.612	219.5	266.0	1:46.907	
20	Pit Out	130.8	36.857	118.7	40.904				53:45.066	46	33.637	171.4	35.051	115.5	Pit In	219.5	266.0	1:59.959	
21		34.470	161.4	35.059	123.1	39.932	215.6	260.9	1:49.461	47	Pit Out	111.5	40.099	101.2	Pit In			54:02.324	
22		33.951	161.0	35.852	130.9	Pit In	215.6	263.4	2:10.289	48	Pit Out	150.6	36.053	98.7	41.541			4:27.798	
23	Pit Out	156.3	34.585	124.1	43.841				4:41.205	49	33.828	165.9	33.786	121.9	45.039	218.2	263.4	1:52.653	
24		34.268	153.8	34.108	127.2	40.726	214.3	262.1	1:49.102	50	33.372	<u>175.6</u>	33.823	121.3	<u>39.213</u>	219.5	264.7	<u>1:46.408</u>	
25		33.488	167.7	<u>33.570</u>	<u>131.7</u>	39.833	220.9	266.7	1:46.891	51	33.364	171.4	33.779	120.7	39.312	219.5	267.3	1:46.455	
26		33.795	168.8	33.594	126.8	39.938	220.9	266.7	1:47.327	52	<u>33.243</u>	175.3	33.796	122.0	Pit In	218.2	265.4	1:57.155	

91 Anthony Imperato										Porsche 911 GT3 Cup									
lap	Sect-1	Speed	Sect-2	Speed	Sect-3	Speed	TopSpeed	laptime	pit	lap	Sect-1	Speed	Sect-2	Speed	Sect-3	Speed	Topspeed	laptime	pit
1			Pit In		Pit In			4:49.735		15	35.093	175.6	34.451	110.3	Pit In	219.5	230.3	1:57.252	
2					41.020			4:15.615		16	Pit Out	135.7	38.880	111.5	42.049			6:55.816	
3					40.069			1:50.954		17	37.604	133.5	39.771	101.5	Pit In	213.0	258.4	2:11.699	
4					41.169			1:50.711		18	Pit Out	164.1	34.743	117.8	40.356			4:03.238	
5					40.343			1:49.104		19	35.032	169.8	34.157	115.4	40.653	216.9	262.1	1:49.842	
6			Pit In		40.610			9:56.718		20	34.302	175.6	33.992	118.0	39.916	220.9	<u>267.3</u>	1:48.210	
7					39.926			1:49.554		21	33.772	183.7	33.957	110.9	39.596	219.5	264.7	1:47.325	
8					39.557			1:47.717		22	<u>33.480</u>	<u>187.2</u>	34.675	110.3	39.825	219.5	264.7	1:47.980	
9					40.667			5:29.539		23	34.158	179.7	34.045	111.0	39.747	219.5	266.0	1:47.950	
10					40.347			1:49.660		24	33.824	178.5	34.071	113.0	39.580	219.5	266.0	1:47.475	
11	05:04.736	126.3	38.234	107.4	42.706			1:06:25.676		25	33.639	184.3	<u>33.939</u>	114.6	<u>39.501</u>	219.5	265.4	<u>1:47.079</u>	
12		35.817	156.7	35.367	103.9	40.513	206.9	255.3	1:51.697	26	34.137	178.5	34.129	<u>118.4</u>	39.697	<u>222.2</u>	266.0	1:47.963	
13		36.682	164.6	34.935	103.9	40.432	216.9	264.7	1:52.049	27	33.997	170.9	34.555	101.7	41.525	219.5	266.7	1:50.077	
14		33.917	177.0	34.197	108.8	39.667	210.5	259.6	1:47.781	28	33.850	178.5	34.719	111.0	Pit In	218.2	264.7	1:56.727	

94 Jaubert Mathys 2										Porsche 911 GT3 Cup									
lap	Sect-1	Speed	Sect-2	Speed	Sect-3	Speed	TopSpeed	laptime	pit	lap	Sect-1	Speed	Sect-2	Speed	Sect-3	Speed	Topspeed	laptime	pit
1	Pit Out	125.1	36.526	112.1	Pit In			2:02.466		5	33.506	177.0	33.629	<u>121.6</u>	<u>39.003</u>	<u>218.2</u>	262.1	1:46.138	
2	Pit Out	162.4	34.349	121.2	39.670			3:44.915		6	<u>33.476</u>	<u>184.0</u>	<u>33.614</u>	121.5	39.031	216.9	262.8	<u>1:46.121</u>	
3		33.692	179.1	33.897	118.4	39.075	216.9	261.5	1:46.664	7	33.536	177.6	36.053	105.8	Pit In	216.9	262.1	2:03.007	



PSCSE - Test Day

Test Day

25 - 26 January 2024

Laps and Sector Times - PSCSE Test Day 26-01-2024 - A

Autodromo Internacional Algarve - 4652mtr.

4	33.709	172.0	33.875	117.5	39.141	<u>218.2</u>	263.4	1:46.725	8										
---	--------	-------	--------	-------	--------	--------------	-------	----------	---	--	--	--	--	--	--	--	--	--	--

94 Jaubert Mathys 1										Porsche 911 GT3 Cup									
lap	Sect-1	Speed	Sect-2	Speed	Sect-3	Speed	TopSpeed	laptime	pit	lap	Sect-1	Speed	Sect-2	Speed	Sect-3	Speed	Topspeed	laptime	pit
1	Pit Out	123.7	39.853	105.7	Pit In			2:15.690		14	33.847	167.4	34.437	<u>131.2</u>	40.066	220.9	<u>268.7</u>	1:48.350	
2	Pit Out	129.0	38.872	103.0	42.165			5:44.474		15	33.315	173.6	33.947	119.1	Pit In	220.9	267.3	1:53.627	
3	38.278	137.6	38.332	97.7	41.687	213.0	201.1	1:58.297		16	Pit Out	162.4	34.606	118.8	39.457			<u>1:12:38.407</u>	
4	37.642	146.5	35.736	111.5	40.379	215.6	214.3	1:53.757		17	33.422	177.9	33.890	120.5	39.683	218.2	264.7	1:46.995	
5	35.397	155.4	34.811	116.9	39.884	215.6	254.1	1:50.092		18	35.301	168.5	34.295	121.3	39.305	219.5	267.3	1:48.901	
6	34.334	163.4	34.541	118.7	41.301	218.2	262.1	1:50.176		19	33.589	173.9	33.517	120.9	39.347	220.9	266.7	1:46.453	
7	44.462	113.6	44.569	100.5	Pit In	204.5	186.2	2:22.370		20	33.295	183.7	33.743	119.7	Pit In	<u>222.2</u>	267.3	1:53.508	
8	Pit Out	156.3	35.133	116.8	39.909			9:54.283		21	Pit Out	135.2	38.796	114.2	42.635			22:59.306	
9	33.956	167.7	34.273	120.5	39.252	216.9	261.5	1:47.481		22	36.596	160.5	35.142	116.0	39.935	134.8	227.4	1:51.673	
10	33.534	168.5	35.628	116.8	41.089	219.5	263.4	1:50.251		23	33.470	172.8	33.741	121.2	39.611	219.5	265.4	1:46.822	
11	34.443	168.0	34.491	111.0	Pit In	218.2	265.4	1:56.620		24	33.326	181.5	33.696	119.1	41.248	220.9	268.0	1:48.270	
12	Pit Out	159.8	34.571	119.2	39.291			9:46.815		25	<u>33.093</u>	<u>184.9</u>	<u>33.490</u>	121.2	<u>38.973</u>	220.9	267.3	<u>1:45.556</u>	
13	33.328	177.0	33.863	121.6	39.217	220.9	266.0	1:46.408		26	35.620	136.9	41.398	83.2	Pit In	220.9	266.7	2:13.411	

191 Javier Ripoll Jr										Porsche 911 GT3 Cup									
lap	Sect-1	Speed	Sect-2	Speed	Sect-3	Speed	TopSpeed	laptime	pit	lap	Sect-1	Speed	Sect-2	Speed	Sect-3	Speed	Topspeed	laptime	pit
1	Pit Out	118.6	50.906	74.3	56.716			2:33.325		22	35.657	166.7	35.534	109.1	41.820	209.3	260.2	1:53.011	
2	48.396	113.8	45.952	64.2	49.381	165.9	181.8	2:23.729		23	35.411	162.9	35.416	105.8	40.868	215.6	263.4	1:51.695	
3	41.142	140.8	42.529	97.0	45.873	191.5	241.1	2:09.544		24	35.151	172.5	36.049	110.5	42.160	215.6	263.4	1:53.360	
4	39.207	142.3	40.587	87.4	45.918	198.9	245.5	2:05.712		25	35.762	168.2	37.249	110.7	Pit In	214.3	262.8	2:06.085	
5	37.939	173.9	38.463	104.8	45.860	208.1	254.1	2:02.262		26	Pit Out	148.8	37.993	107.8	43.552			23:46.686	
6	37.763	155.6	38.710	89.7	44.822	205.7	254.1	2:01.295		27	36.291	171.4	36.630	105.8	42.758	201.1	249.4	1:55.679	
7	36.979	172.5	37.974	94.7	43.825	204.5	250.0	1:58.778		28	36.019	169.3	35.465	116.4	42.349	206.9	255.3	1:53.833	
8	38.240	122.6	39.169	95.5	44.024	208.1	258.4	2:01.433		29	35.407	170.6	35.967	104.1	42.695	213.0	260.2	1:54.069	
9	38.105	179.7	37.472	99.8	42.954	200.0	235.3	1:58.531		30	35.314	176.5	35.725	105.4	41.459	215.6	262.1	1:52.498	
10	42.152	160.7	38.739	102.3	Pit In	206.9	254.7	2:18.645		31	34.870	172.2	35.026	104.8	40.911	215.6	262.8	1:50.807	
11	Pit Out	151.0	39.504	98.5	46.141			52:54.053		32	35.196	133.3	35.837	101.5	40.682	218.2	264.7	1:51.715	
12	37.844	168.2	39.067	95.7	43.995	200.0	220.9	2:00.906		33	34.471	179.7	<u>34.757</u>	109.2	40.827	<u>219.5</u>	266.0	1:50.055	
13	36.825	163.9	37.085	103.5	44.152	201.1	252.3	1:58.062		34	34.389	177.0	35.470	105.1	41.042	218.2	266.0	1:50.901	
14	36.870	174.5	38.650	104.4	43.233	201.1	252.3	1:58.753		35	34.804	170.6	34.758	112.0	<u>40.481</u>	215.6	<u>268.0</u>	<u>1:50.043</u>	
15	35.958	167.2	36.381	103.9	42.084	209.3	258.4	1:54.423		36	<u>34.233</u>	<u>183.4</u>	38.019	102.2	Pit In	218.2	266.0	2:05.557	
16	35.707	173.6	36.692	95.4	Pit In	214.3	260.2	2:12.515		37	Pit Out	165.4	37.322	100.0	42.263			29:42.685	
17	Pit Out	106.3	40.049	<u>124.9</u>	44.533			11:37.370		38	37.503	159.8	37.055	100.8	42.362	213.0	214.3	1:56.920	
18	36.237	147.7	37.312	104.2	Pit In	205.7	255.9	2:18.573		39	34.881	182.1	35.019	108.0	41.961	213.0	260.2	1:51.861	
19	Pit Out	172.8	37.575	101.0	43.498			7:09.816		40	34.923	172.8	35.594	114.2	41.284	216.9	264.1	1:51.801	
20	36.333	140.8	37.070	101.4	43.678	206.9	256.5	1:57.081		41	34.877	178.5	35.163	112.3	40.902	218.2	264.7	1:50.942	
21	36.540	161.7	36.237	105.5	42.219	206.9	257.1	1:54.996		42	34.351	182.7	35.858	91.7	Pit In	<u>219.5</u>	264.1	2:12.305	

217 Florin Tincescu										Porsche 911 GT3 Cup									
lap	Sect-1	Speed	Sect-2	Speed	Sect-3	Speed	TopSpeed	laptime	pit	lap	Sect-1	Speed	Sect-2	Speed	Sect-3	Speed	Topspeed	laptime	pit
1	Pit Out	114.9	42.573	91.2	45.924			2:20.134		23	34.335	194.6	34.856	110.7	41.455	214.3	260.2	1:50.646	
2	37.377	178.5	37.434	92.4	43.585	194.6	244.9	1:58.396		24	35.503	196.0	34.656	117.1	41.082	215.6	262.8	1:51.241	
3	36.564	183.1	37.129	98.5	42.853	206.9	255.9	1:56.546		25	40.900	102.3	48.216	90.5	Pit In	215.6	261.5	2:29.567	
4	35.354	192.2	35.397	99.9	43.042	208.1	255.9	1:53.793		26	Pit Out	106.8	38.077	111.5	43.737			6:52.639	
5	34.755	204.5	35.122	105.0	41.340	213.0	259.6	1:51.217		27	35.655	179.1	35.421	110.4	41.094	203.4	254.1	1:52.170	
6	37.435	184.0	38.816	94.2	Pit In	213.0	232.8	2:17.230		28	34.515	194.2	35.219	113.8	41.511	213.0	259.6	1:51.245	
7	Pit Out	157.7	38.100	87.4	46.442			10:19.450		29	34.892	180.3	35.283	108.9	41.185	211.8	259.6	1:51.360	



PSCSE - Test Day

Test Day

25 - 26 January 2024

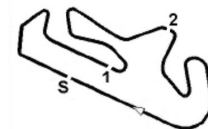
Laps and Sector Times - PSCSE Test Day 26-01-2024 - A

Autodromo Internacional Algarve - 4652mtr.

8	35.806	166.2	36.897	108.3	1:01.146	198.9	251.7	2:13.849	30	34.481	192.2	34.979	107.9	41.156	214.3	260.9	1:50.616
9	36.050	178.2	37.007	108.0	43.338	203.4	254.7	1:56.395	31	37.894	177.9	35.512	107.1	42.545	214.3	185.9	1:55.951
10	35.474	179.7	36.418	101.4	46.023	208.1	257.1	1:57.915	32	55.656	176.2	36.970	116.1	Pit In	213.0	259.6	2:22.516
11	35.816	176.2	37.572	95.2	43.900	209.3	237.9	1:57.288	33	Pit Out	189.5	34.914	115.0	41.216			4:25.738
12	1:02.170	82.7	52.179	73.3	Pit In	209.3	86.1	3:04.819	34	35.646	121.9	47.489	99.8	Pit In	215.6	260.2	2:22.720
13	Pit Out	182.1	39.290	106.6	44.535			4:55.187	35	Pit Out	203.4	34.323	119.3	40.344			3:35.019
14	35.614	173.1	36.333	106.3	41.645	211.8	259.6	1:53.592	36	34.198	181.5	34.140	117.6	40.994	216.9	262.8	1:49.332
15	34.578	185.9	36.131	110.3	41.750	214.3	260.9	1:52.459	37	33.647	188.2	34.960	115.0	41.075	216.9	262.1	1:49.682
16	34.741	180.9	36.639	100.5	41.600	214.3	260.9	1:52.980	38	35.100	203.8	34.185	<u>119.6</u>	40.648	218.2	<u>264.7</u>	1:49.933
17	35.052	182.4	35.762	96.5	41.824	214.3	262.1	1:52.638	39	34.275	<u>206.5</u>	34.110	116.5	40.545	216.9	261.5	1:48.930
18	35.155	185.6	35.589	99.6	41.888	216.9	<u>264.7</u>	1:52.632	40	39.404	163.6	34.995	107.5	Pit In	216.9	262.1	2:04.171
19	35.066	188.5	35.735	106.8	41.537	214.3	260.2	1:52.338	41	Pit Out	177.9	34.987	107.4	<u>40.246</u>			3:40.233
20	37.571	152.3	40.868	86.5	Pit In	213.0	260.9	2:17.876	42	<u>33.484</u>	201.1	<u>33.976</u>	113.1	40.331	216.9	260.9	<u>1:47.791</u>
21	Pit Out	158.6	36.565	93.8	42.523			47:34.553	43	35.818	169.0	40.452	115.8	Pit In	<u>219.5</u>	262.1	2:14.981
22	34.568	194.9	34.887	107.8	41.445	213.0	259.0	1:50.900	44								

222 Seb Hopkins										Porsche 718 Cayman GT4RS C S									
lap	Sect-1	Speed	Sect-2	Speed	Sect-3	Speed	TopSpeed	laptime	pit	lap	Sect-1	Speed	Sect-2	Speed	Sect-3	Speed	Topspeed	laptime	pit
1	Pit Out	136.4	41.226	88.5	Pit In			2:17.684		9	36.454	169.0	35.365	119.7	Pit In	214.3	262.8	1:59.256	
2	Pit Out	170.9	36.026	111.0	43.438			4:39.924		10	Pit Out	136.9	37.569	108.9	43.031			44:46.579	
3	01:12.826	153.2	37.149	110.7	42.274	213.0	260.9	2:02:32.249		11	34.433	177.6	35.202	114.0	42.152	210.5	260.9	1:51.787	
4	34.395	178.8	34.756	117.4	40.484	211.8	260.9	1:49.635		12	34.179	188.5	34.691	115.6	40.709	211.8	260.9	1:49.579	
5	34.029	171.4	34.934	118.2	<u>40.390</u>	<u>215.6</u>	<u>264.1</u>	1:49.353		13	34.865	177.6	34.862	117.5	40.786	213.0	246.0	1:50.513	
6	33.921	180.3	34.488	120.7	41.539	214.3	262.8	1:49.948		14	<u>33.865</u>	188.8	34.690	116.0	40.711	213.0	262.8	1:49.266	
7	33.971	182.1	<u>34.445</u>	119.9	40.797	213.0	262.8	<u>1:49.213</u>		15	34.576	192.2	34.798	114.2	41.350	213.0	262.1	1:50.724	
8	34.144	<u>193.2</u>	34.774	<u>121.2</u>	40.725	213.0	263.4	1:49.643		16	34.525	185.9	34.931	115.5	Pit In	214.3	260.9	1:57.678	

717 John Loggie										Porsche 911 GT3 Cup									
lap	Sect-1	Speed	Sect-2	Speed	Sect-3	Speed	TopSpeed	laptime	pit	lap	Sect-1	Speed	Sect-2	Speed	Sect-3	Speed	Topspeed	laptime	pit
1	Pit Out	134.8	43.573		46.360			2:11.213		25	<u>33.168</u>	194.6	33.923		39.826	216.9	269.3	1:46.917	
2	38.115	179.1	39.363		43.479	193.5	241.1	2:00.957		26	1:02.228	83.8	52.497		Pit In	216.9	88.0	3:01.628	
3	35.718	161.9	36.369		41.258	208.1	264.1	1:53.345		27	Pit Out	177.6	34.747		40.052			5:54.130	
4	34.455	192.9	35.132		40.767	208.1	260.2	1:50.354		28	33.410	193.9	34.773		39.883	<u>220.9</u>	266.0	1:48.066	
5	36.348	180.0	36.546		40.861	216.9	262.8	1:53.755		29	33.179	196.4	<u>33.449</u>		39.432	211.8	269.3	<u>1:46.060</u>	
6	34.026	187.2	34.709		40.236	211.8	266.7	1:48.971		30	33.225	188.5	34.235		<u>39.364</u>	219.5	268.0	1:46.824	
7	34.944	189.1	34.438		40.458	215.6	267.3	1:49.840		31	33.939	184.0	33.669		41.300	219.5	268.0	1:48.908	
8	35.326	181.8	34.372		40.220	216.9	267.3	1:49.918		32	33.360	188.2	34.061		39.744	215.6	269.3	1:47.165	
9	33.514	199.3	33.915		40.391	214.3	265.4	1:47.820		33	40.170	168.5	35.167		Pit In	215.6	251.2	2:03.333	
10	33.722	198.9	33.948		39.569	209.3	261.5	1:47.239		34	Pit Out	113.8	47.168		Pit In			1:16:18.084	
11	37.685	156.5	36.438		Pit In	218.2	265.4	2:08.094		35	Pit Out	160.2	35.891		40.346			11:44.945	
12	Pit Out	184.6	34.657		40.232			13:18.906		36	36.693	166.7	35.024		41.318	218.2	270.0	1:53.035	
13	33.739	194.2	33.712		40.304	216.9	268.0	1:47.755		37	37.387	172.5	35.170		40.751	213.0	264.7	1:53.308	
14	33.578	185.9	33.932		40.175	214.3	<u>270.7</u>	1:47.685		38	33.862	180.0	34.407		40.345	216.9	264.7	1:48.614	
15	33.576	190.5	34.075		40.129	209.3	265.4	1:47.780		39	33.930	191.2	34.483		39.987	211.8	270.0	1:48.400	
16	41.115	100.7	45.021		Pit In	218.2	269.3	2:34.888		40	33.624	<u>201.1</u>	34.227		40.592	210.5	268.7	1:48.443	
17	Pit Out	147.9	36.858		40.680			33:04.205		41	33.750	185.9	34.408		39.694	214.3	262.8	1:47.852	
18	34.082	189.8	34.394		39.980	214.3	264.7	1:48.456		42	33.575	193.2	34.260		39.986	216.9	266.7	1:47.821	
19	33.653	189.8	34.136		39.952	214.3	265.4	1:47.741		43	33.652	190.8	34.546		40.030	213.0	<u>270.7</u>	1:48.228	
20	33.965	190.8	34.623		40.434	209.3	264.7	1:49.022		44	33.690	189.5	34.007		40.326	218.2	265.4	1:48.023	
21	35.499	179.7	35.774		Pit In	211.8	265.4	1:58.533		45	33.499	195.3	33.999		39.874	216.9	268.0	1:47.372	



PSCSE - Test Day

Test Day

25 - 26 January 2024

Laps and Sector Times - PSCSE Test Day 26-01-2024 - A

Autodromo Internacional Algarve - 4652mtr.

22	Pit Out	156.3	37.536	42.561			8:20.513	46	33.271	198.5	33.796	40.427	215.6	266.7	1:47.494	
23		34.298	192.2	34.579	39.820	211.8	259.6	1:48.697	47	34.048	185.9	34.183	Pit In	204.5	261.5	1:55.160
24		33.501	190.8	33.575	40.814	214.3	264.1	1:47.890	48							

989 Henk van Norel									Porsche 718 Cayman GT4RS CS										
lap	Sect-1	Speed	Sect-2	Speed	Sect-3	Speed	TopSpeed	laptime	pit	lap	Sect-1	Speed	Sect-2	Speed	Sect-3	Speed	Topspeed	laptime	pit
1	Pit Out	144.0	46.474	73.4	49.604			2:19.451		14	36.951	170.9	36.994	113.1	43.514	198.9	241.6	1:57.459	
2		41.429	154.3	40.620	103.4	53.160	184.6	206.9	2:15.209	15	40.263	159.3	37.490	116.0	<u>43.378</u>	203.4	223.6	2:01.131	
3		41.655	140.3	40.825	113.2	Pit In	194.6	189.1	2:24.866	16	35.985	171.2	<u>36.518</u>	117.9	Pit In	<u>210.5</u>	245.5	2:08.190	
4	Pit Out	145.7	41.330	111.3	46.933			12:37.778		17	Pit Out	154.1	39.105	116.9	46.099			5:57.127	
5		40.786	151.5	40.374	108.4	46.461	183.7	219.1	2:07.621	18	38.562	166.9	38.218	119.5	45.657	186.5	217.3	2:02.437	
6		40.450	135.5	41.468	102.0	46.649	194.6	217.3	2:08.567	19	38.009	160.2	38.219	116.3	45.875	194.6	234.3	2:02.103	
7		38.622	154.3	40.604	102.4	46.551	197.8	204.9	2:05.777	20	36.705	179.1	39.100	110.3	43.690	203.4	245.5	1:59.495	
8		40.396	150.4	39.184	103.7	46.485	198.9	224.5	2:06.065	21	37.542	175.3	37.086	109.2	43.951	205.7	244.3	1:58.579	
9		39.135	139.4	40.334	108.4	45.326	194.6	228.3	2:04.795	22	<u>35.982</u>	183.1	37.239	117.6	44.236	206.9	<u>252.9</u>	<u>1:57.457</u>	
10		38.745	149.6	42.088	90.8	Pit In	202.2	232.3	2:32.376	23	36.528	<u>183.4</u>	38.312	111.7	44.295	203.4	221.3	1:59.135	
11	Pit Out	150.4	39.161	105.1	45.369			7:20.601		24	38.265	172.0	36.784	119.2	43.728	201.1	229.8	1:58.777	
12		38.477	153.8	37.548	119.5	46.044	203.4	242.2	2:02.069	25	37.254	181.5	40.657	118.9	Pit In	208.1	247.7	2:16.894	
13		38.130	150.4	37.489	<u>119.9</u>	45.113	205.7	233.3	2:00.732	26									