



GEDLICH Tests - PORTIMAO

Test Day

14 - 15 December 2024

Laps and Sector Times - GEDLICH TEST - 15-12-2024 - I

Autodromo Internacional Algarve - 4652mtr.

1										Ferrari 296 Challenge									
lap	Sect-1	Speed	Sect-2	Speed	Sect-3	Speed	TopSpeed	laptime	pit	lap	Sect-1	Speed	Sect-2	Speed	Sect-3	Speed	Topspeed	laptime	pit
1	18:51.626		37.817		44.637		266.7	20:14.080		19	33.426		34.569		41.555		270.7	1:49.550	
2	38.819		38.944		45.849		265.4	2:03.612		20	34.703		35.195		Pit In		259.0	2:01.555	
3	37.370		36.306		43.357		192.9	1:57.033		21	Pit Out		37.888		49.544			55:28.436	
4	35.373		38.099		44.816		267.3	1:58.288		22	35.115		35.735		42.189		263.4	1:53.039	
5	34.086		35.766		42.435		267.3	1:52.287		23	36.603		36.615		42.012		272.0	1:55.230	
6	35.294		35.090		Pit In		267.3	2:04.445		24	33.662		34.450		46.026		272.0	1:54.138	
7	Pit Out		37.531		42.826			20:38.372		25	33.756		34.922		42.000		268.0	1:50.678	
8	34.351		35.306		42.292		271.4	1:51.949		26	33.596		34.958		42.095		271.4	1:50.649	
9	33.753		34.603		41.698		271.4	1:50.054		27	34.758		34.824		44.933		270.0	1:54.515	
10	33.302		34.635		41.419		271.4	1:49.356		28	33.576		34.553		44.635		266.7	1:52.764	
11	33.452		34.721		41.337		272.0	1:49.510		29	34.665		34.511		42.194		257.8	1:51.370	
12	33.383		34.986		Pit In		272.0	2:00.039		30	34.182		34.601		Pit In		257.8	2:01.319	
13	Pit Out		39.193		46.716			13:12.266		31	Pit Out		35.075		41.348			35:00.284	
14	34.449		35.392		43.503		265.4	1:53.344		32	33.414		33.352		40.473		225.5	1:47.239	
15	34.349		35.054		42.736		269.3	1:52.139		33	32.962		33.124		40.324		<u>272.7</u>	1:46.410	
16	33.958		34.631		42.198		267.3	1:50.787		34	32.279		33.190		<u>39.734</u>		272.0	<u>1:45.203</u>	
17	37.120		35.130		41.594		269.3	1:53.844		35	<u>32.267</u>		<u>32.671</u>		Pit In		<u>272.7</u>	1:54.177	
18	36.768		43.120		43.355		270.0	2:03.243		36									

3										Mercedes-AMG GT3									
lap	Sect-1	Speed	Sect-2	Speed	Sect-3	Speed	TopSpeed	laptime	pit	lap	Sect-1	Speed	Sect-2	Speed	Sect-3	Speed	Topspeed	laptime	pit
1	Pit Out		44.718		54.696			2:19.922		21	37.038		38.830		49.412		233.3	2:05.280	
2	40.499		41.736		49.538		211.8	2:11.773		22	37.395		38.832		46.081		233.3	2:02.308	
3	38.115		39.031		47.083		229.8	2:04.229		23	36.221		38.344		45.795		237.9	2:00.360	
4	36.704		40.130		47.412		234.8	2:04.246		24	36.546		38.468		Pit In		226.9	2:10.305	
5	37.140		40.053		49.176		235.8	2:06.369		25	Pit Out		40.873		48.890			5:27.250	
6	37.747		39.695		46.843		237.4	2:04.285		26	36.478		39.952		47.075		237.9	2:03.505	
7	38.364		39.985		47.854		236.3	2:06.203		27	37.042		39.221		48.496		232.8	2:04.759	
8	39.414		39.353		Pit In		236.3	2:14.610		28	38.441		39.018		46.210		236.8	2:03.669	
9	Pit Out		39.376		47.051			17:11.823		29	36.961		39.653		Pit In		234.8	2:12.909	
10	36.537		38.983		46.363		236.3	2:01.883		30	Pit Out		42.223		48.180			51:46.041	
11	36.119		38.617		45.737		239.5	2:00.473		31	37.847		40.224		46.792		211.8	2:04.863	
12	<u>35.937</u>		38.828		45.872		<u>240.0</u>	2:00.637		32	37.881		38.989		46.606		232.3	2:03.476	
13	36.214		39.933		45.816		238.4	2:01.963		33	38.142		40.942		46.938		238.9	2:06.022	
14	36.660		40.036		Pit In		229.8	2:11.972		34	37.985		42.064		46.237		215.6	2:06.286	
15	Pit Out		40.610		46.734			1:09:06.233		35	36.649		38.421		46.818		238.9	2:01.888	
16	36.709		38.359		<u>45.252</u>		229.8	2:00.320		36	36.448		38.501		45.759		236.8	2:00.708	
17	36.326		38.401		46.883		229.8	2:01.610		37	36.736		40.108		46.862		237.9	2:03.706	
18	36.070		38.704		46.724		234.8	2:01.498		38	36.607		38.884		46.177		233.8	2:01.668	
19	36.069		<u>38.191</u>		45.670		239.5	<u>1:59.930</u>		39	36.727		38.253		45.864		239.5	2:00.844	
20	36.535		41.133		47.739		238.4	2:05.407		40	36.829		39.067		Pit In		236.8	2:11.004	

6										Mercedes-AMG GT3									
lap	Sect-1	Speed	Sect-2	Speed	Sect-3	Speed	TopSpeed	laptime	pit	lap	Sect-1	Speed	Sect-2	Speed	Sect-3	Speed	Topspeed	laptime	pit
1	Pit Out		35.897		42.602			1:52.838		8	33.374		33.816		40.817		255.9	1:48.007	
2	36.263		36.274		42.142		253.5	1:54.679		9	32.971		33.623		40.635		256.5	1:47.229	
3	20:09.573		35.050		42.410		254.7	1:21:27.033		10	32.570		33.705		40.472		257.8	1:46.747	
4	33.526		33.837		42.225		253.5	1:49.588		11	<u>32.470</u>		33.408		40.358		<u>258.4</u>	<u>1:46.236</u>	
5	33.311		34.231		41.170		255.9	1:48.712		12	32.873		<u>33.025</u>		40.831		<u>258.4</u>	1:46.729	



GEDLICH Tests - PORTIMAO

Test Day

14 - 15 December 2024

Laps and Sector Times - GEDLICH TEST - 15-12-2024 - I

Autodromo Internacional Algarve - 4652mtr.

6	33.309	35.869	Pit In	256.5	1:55.834	13	32.866	33.527	<u>40.271</u>	<u>258.4</u>	1:46.664
7	Pit Out	34.355	42.390		3:01.706	14	32.559	33.257	Pit In	257.8	1:53.833

10										Mercedes-AMG GT3											
lap	Sect-1	Speed	Sect-2	Speed	Sect-3	Speed	TopSpeed	laptime	pit	lap	Sect-1	Speed	Sect-2	Speed	Sect-3	Speed	Topspeed	laptime	pit		
1	Pit Out		41.661		Pit In			2:18.949		39	31.458		32.103		38.104		260.9	1:41.665			
2	Pit Out		35.790		41.874			3:18.175		40	31.661		31.809		38.416		<u>261.5</u>	1:41.886			
3	33.476		33.593		39.006		246.6	1:46.075		41	31.603		32.134		38.211		260.9	1:41.948			
4	31.450		31.946		38.271		258.4	1:41.667		42	31.660		31.940		38.190		260.2	1:41.790			
5	31.480		31.819		38.818		258.4	1:42.117		43	31.640		32.164		38.077		260.2	1:41.881			
6	31.949		32.736		40.243		256.5	1:44.928		44	31.701		31.862		38.541		260.2	1:42.104			
7	<u>31.366</u>		<u>31.797</u>		38.177		259.0	<u>1:41.340</u>		45	32.714		32.885		Pit In		<u>261.5</u>	1:53.360			
8	31.397		31.855		38.245		259.6	1:41.497		46	Pit Out		44.657		Pit In			29:30.061			
9	31.705		32.269		Pit In		259.6	1:51.310		47	Pit Out		40.087		44.054			7:32.246			
10	Pit Out		33.338		42.923			8:13.951		48	34.876		35.279		40.435		250.6	1:50.590			
11	31.443		31.919		38.226		258.4	1:41.588		49	32.604		33.134		39.377		255.3	1:45.115			
12	11:17.261		34.921		41.854		259.6	<u>12:34.036</u>		50	32.276		32.946		39.484		257.1	1:44.706			
13	33.330		33.668		40.225		250.6	1:47.223		51	32.495		32.929		39.656		256.5	1:45.080			
14	32.737		33.395		40.242		254.1	1:46.374		52	32.570		32.965		39.355		256.5	1:44.890			
15	32.547		33.129		40.052		252.3	1:45.728		53	32.315		32.628		39.510		257.1	1:44.453			
16	32.713		34.158		40.167		255.9	1:47.038		54	32.349		32.655		39.458		258.4	1:44.462			
17	32.610		33.313		39.731		253.5	1:45.654		55	32.245		32.573		39.254		257.8	1:44.072			
18	32.260		33.369		39.775		255.3	1:45.404		56	32.200		32.792		39.328		258.4	1:44.320			
19	32.163		33.136		39.593		256.5	1:44.892		57	32.284		32.596		39.299		257.8	1:44.179			
20	32.366		32.894		39.838		257.1	1:45.098		58	34.605		34.108		Pit In		259.0	<u>1:56.984</u>			
21	32.368		33.239		39.526		256.5	1:45.133		59	Pit Out		32.696		38.723			7:33.736			
22	36.099		33.754		40.408		256.5	1:50.261		60	31.827		32.040		38.121		257.8	1:41.988			
23	32.606		33.464		40.419		255.3	1:46.489		61	31.712		31.986		38.222		257.8	1:41.920			
24	32.735		32.838		40.379		254.7	1:45.952		62	31.576		31.926		38.304		259.0	1:41.806			
25	32.631		33.082		40.249		255.9	1:45.962		63	31.593		31.963		38.224		259.0	1:41.780			
26	32.813		33.118		40.164		255.3	1:46.095		64	31.709		32.217		38.079		259.0	1:42.005			
27	32.742		36.077		Pit In		256.5	<u>2:00.016</u>		65	31.507		32.197		38.468		259.6	1:42.172			
28	Pit Out		32.631		38.674			5:15.194		66	32.924		32.015		38.284		230.8	1:43.223			
29	31.804		32.204		38.310		257.1	1:42.318		67	31.626		32.150		38.222		260.9	1:41.998			
30	31.696		32.104		38.129		258.4	1:41.929		68	32.360		31.896		39.573		260.2	1:43.829			
31	31.630		32.036		38.157		257.8	1:41.823		69	31.596		32.058		38.314		259.6	1:41.968			
32	31.562		32.103		38.253		259.0	1:41.918		70	31.760		31.820		38.221		259.0	1:41.801			
33	31.627		31.908		38.061		258.4	1:41.596		71	31.611		31.832		38.219		260.2	1:41.662			
34	22:11.293		32.482		38.420		259.0	<u>23:22.195</u>		72	31.743		31.971		38.242		260.2	1:41.956			
35	32.058		32.266		38.300		256.5	1:42.624		73	32.110		32.451		38.389		259.6	1:42.950			
36	32.411		32.054		38.248		259.0	1:42.713		74	31.564		31.978		38.512		260.9	1:42.054			
37	31.585		32.018		<u>38.026</u>		260.9	1:41.629		75	31.843		32.074		38.403		260.2	1:42.320			
38	31.606		32.090		38.117		260.2	1:41.813		76	31.477		32.022		Pit In		258.4	<u>1:56.674</u>			

14										Radical SR3											
lap	Sect-1	Speed	Sect-2	Speed	Sect-3	Speed	TopSpeed	laptime	pit	lap	Sect-1	Speed	Sect-2	Speed	Sect-3	Speed	Topspeed	laptime	pit		
1	Pit Out		35.475		41.707			1:51.243		9	34.806		35.190		41.215		<u>229.8</u>	1:51.211			
2	35.234		35.132		43.025		228.8	1:53.391		10	35.118		35.048		41.355		<u>229.8</u>	1:51.521			
3	34.427		34.759		41.372		228.8	1:50.558		11	34.692		34.736		<u>40.849</u>		226.9	<u>1:50.277</u>			
4	34.621		35.467		40.946		228.8	1:51.034		12	34.517		<u>34.623</u>		Pit In		227.8	1:58.830			



GEDLICH Tests - PORTIMAO

Test Day

14 - 15 December 2024

Laps and Sector Times - GEDLICH TEST - 15-12-2024 - I

Autodromo Internacional Algarve - 4652mtr.

5	<u>34.078</u>	35.248	Pit In	<u>229.8</u>	2:00.076	13	Pit Out	37.740	41.216	21:09.942
6	Pit Out	36.156	43.144		26:14.228	14	34.401	34.652	41.458	228.3 1:50.511
7	34.503	35.063	41.605	228.8	1:51.171	15	34.543	47.509	Pit In	228.3 2:10.333
8	35.233	35.700	41.171	<u>229.8</u>	1:52.104	16				

15										Ligier JSP320									
lap	Sect-1	Speed	Sect-2	Speed	Sect-3	Speed	TopSpeed	laptime	pit	lap	Sect-1	Speed	Sect-2	Speed	Sect-3	Speed	Topspeed	laptime	pit
1	Pit Out		36.170		40.626			1:54.533		35	32.359		32.984		39.047		268.0	1:44.390	
2	32.402		34.887		38.404		259.6	1:45.693		36	31.812		33.251		Pit In		266.0	1:58.501	
3	31.402		32.440		40.814		264.7	1:44.656		37	Pit Out		39.054		42.873			6:34.615	
4	11:07.845		35.230		40.490		259.0	12:23.565		38	35.664		33.853		40.054		224.5	1:49.571	
5	32.249		32.748		38.516		258.4	1:43.513		39	33.440		33.741		39.197		266.0	1:46.378	
6	31.000		31.939		38.528		266.0	1:41.467		40	32.588		32.899		39.614		265.4	1:45.101	
7	30.623		31.269		37.962		268.0	1:39.854		41	32.049		33.491		38.669		261.5	1:44.209	
8	32.307		31.739		37.333		266.0	1:41.379		42	31.911		33.144		38.087		267.3	1:43.142	
9	30.528		31.894		40.642		268.7	1:43.064		43	31.632		33.721		38.363		266.7	1:43.716	
10	30.413		32.252		45.604		269.3	1:48.269		44	31.600		32.792		37.921		268.0	1:42.313	
11	30.425		31.239		37.035		269.3	1:38.699		45	31.501		33.059		38.105		269.3	1:42.665	
12	30.304		31.124		Pit In		270.7	1:45.799		46	31.641		32.845		38.368		269.3	1:42.854	
13	Pit Out		35.893		40.373			11:23.293		47	31.518		32.383		38.031		268.7	1:41.932	
14	10:30.293		33.713		38.760		263.4	11:42.766		48	31.446		32.457		37.882		268.0	1:41.785	
15	32.225		33.091		39.415		264.1	1:44.731		49	31.638		33.134		Pit In		270.0	1:51.064	
16	32.143		33.072		38.972		263.4	1:44.187		50	Pit Out		32.339		37.457			8:29.840	
17	32.302		32.987		39.369		266.0	1:44.658		51	30.720		31.983		37.523		270.0	1:40.226	
18	31.751		32.837		38.724		266.0	1:43.312		52	30.662		31.393		36.998		270.0	1:39.053	
19	31.707		32.386		38.802		265.4	1:42.895		53	30.399		31.182		36.734		270.7	1:38.315	
20	31.522		32.611		38.435		268.0	1:42.568		54	<u>30.291</u>		<u>31.068</u>		<u>36.588</u>		271.4	<u>1:37.947</u>	
21	31.752		32.440		38.262		268.0	1:42.454		55	31.699		32.327		Pit In		<u>272.0</u>	1:47.210	
22	31.613		32.985		38.649		268.7	1:43.247		56	Pit Out		34.628		39.674			6:49.645	
23	31.531		32.470		38.317		268.0	1:42.318		57	32.186		34.066		45.094		268.0	1:51.346	
24	31.464		32.683		38.360		268.7	1:42.507		58	32.247		33.809		39.019		266.7	1:45.075	
25	32.395		32.935		Pit In		268.0	1:51.324		59	31.607		33.049		38.975		268.7	1:43.631	
26	Pit Out		37.211		41.272			15:04.428		60	31.535		33.363		39.041		269.3	1:43.939	
27	32.820		34.243		39.264		264.1	1:46.327		61	31.540		33.097		39.287		268.7	1:43.924	
28	32.123		33.453		39.294		264.7	1:44.870		62	31.292		32.608		38.657		268.7	1:42.557	
29	32.582		33.515		39.422		265.4	1:45.519		63	31.567		32.483		38.016		268.7	1:42.066	
30	32.016		33.010		39.100		265.4	1:44.126		64	31.529		32.724		38.102		269.3	1:42.355	
31	23:58.494		42.435		42.670		264.7	25:23.599		65	1:16.887		37.513		42.974		268.0	2:37.374	
32	32.550		33.367		39.339		262.1	1:45.256		66	32.575		33.442		40.650		266.7	1:46.667	
33	34.579		36.202		41.268		264.7	1:52.049		67	31.534		33.142		Pit In		270.7	1:55.180	
34	31.864		33.275		38.847		266.7	1:43.986		68									

26										Porsche 992 GT3 Cup									
lap	Sect-1	Speed	Sect-2	Speed	Sect-3	Speed	TopSpeed	laptime	pit	lap	Sect-1	Speed	Sect-2	Speed	Sect-3	Speed	Topspeed	laptime	pit
1	Pit Out		52.347		56.274			2:39.976		11	33.459		36.122		Pit In		265.4	1:59.945	
2	44.624		39.587		52.746		159.8	2:16.957		12	Pit Out		46.194		53.461			1:06:41.539	
3	37.441		36.651		Pit In		207.7	2:04.626		13	40.344		35.382		41.666		171.2	1:57.392	
4	Pit Out		39.841		Pit In			50:17.579		14	37.362		36.285		44.233		256.5	1:57.880	
5	Pit Out		37.428		41.971			5:58.620		15	32.466		33.033		<u>39.616</u>		265.4	1:45.115	
6	34.361		34.359		40.927		260.9	1:49.647		16	32.314		32.910		39.654		265.4	1:44.878	



GEDLICH Tests - PORTIMAO

Test Day

14 - 15 December 2024

Laps and Sector Times - GEDLICH TEST - 15-12-2024 - I

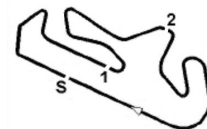
Autodromo Internacional Algarve - 4652mtr.

7	33.471	33.516	40.644	<u>266.0</u>	1:47.631	17	<u>32.190</u>	32.919	39.759	264.7	<u>1:44.868</u>
8	39.948	35.470	40.790	259.6	1:56.208	18	32.341	<u>32.889</u>	39.836	<u>266.0</u>	1:45.066
9	32.535	33.022	40.665	264.1	1:46.222	19	38.212	38.465	Pit In	198.5	2:09.771
10	32.600	32.935	40.229	264.1	1:45.764	20					

27										Duqueine D08									
lap	Sect-1	Speed	Sect-2	Speed	Sect-3	Speed	TopSpeed	laptime	pit	lap	Sect-1	Speed	Sect-2	Speed	Sect-3	Speed	Topspeed	laptime	pit
1	Pit Out		35.875		41.460			1:53.452		19	31.347		32.403		37.901		267.3	1:41.651	
2	11:07.937		33.399		37.188		237.9	12:18.524		20	32.282		32.060		37.878		269.3	1:42.220	
3	30.682		31.565		36.816		265.4	1:39.063		21	31.529		32.009		38.166		266.7	1:41.704	
4	33.774		31.353		<u>36.534</u>		267.3	1:41.661		22	31.831		31.927		37.589		267.3	1:41.347	
5	<u>30.264</u>		<u>30.905</u>		37.476		268.7	<u>1:38.645</u>		23	33.458		33.630		40.844		269.3	1:47.932	
6	30.540		32.273		Pit In		266.0	1:46.946		24	44.788		37.231		Pit In		266.7	2:09.395	
7	Pit Out		34.605		39.306			8:14.889		25	Pit Out		59.283		52.456			54:12.358	
8	32.765		32.488		38.458		265.4	1:43.711		26	40.880		39.130		43.228		186.2	2:03.238	
9	31.802		32.921		38.355		265.4	1:43.078		27	35.013		34.620		40.825		259.6	1:50.458	
10	33.642		32.372		38.012		267.3	1:44.026		28	32.541		32.801		38.351		262.8	1:43.693	
11	31.656		32.595		39.759		266.7	1:44.010		29	32.109		33.568		38.715		266.0	1:44.392	
12	32.751		36.368		39.055		260.9	1:48.174		30	31.768		32.815		Pit In		268.0	1:55.114	
13	31.717		32.857		38.211		267.3	1:42.785		31	Pit Out		33.114		40.233			2:13.402	
14	25:05.244		40.329		45.295		268.0	26:30.868		32	32.352		33.396		38.243		260.2	1:43.991	
15	36.324		37.891		41.962		254.7	1:56.177		33	31.848		32.354		38.925		267.3	1:43.127	
16	33.468		33.475		39.269		260.2	1:46.212		34	32.001		32.509		38.485		268.7	1:42.995	
17	32.584		32.431		39.876		263.4	1:44.891		35	31.583		32.389		38.357		268.0	1:42.329	
18	31.490		32.286		37.619		264.7	1:41.395		36	31.930		32.981		Pit In		<u>270.0</u>	<u>1:54.714</u>	

29										Ferrari 296 Challenge									
lap	Sect-1	Speed	Sect-2	Speed	Sect-3	Speed	TopSpeed	laptime	pit	lap	Sect-1	Speed	Sect-2	Speed	Sect-3	Speed	Topspeed	laptime	pit
1	Pit Out		40.542		45.241			2:09.024		13	32.443		33.055		40.464		272.0	<u>1:45.962</u>	
2	34.937		34.349		41.276		268.7	1:50.562		14	35.795		37.929		Pit In		259.6	2:05.380	
3	33.743		33.935		41.260		273.4	1:48.938		15	Pit Out		35.795		42.148			5:24.646	
4	32.618		34.837		45.116		274.1	1:52.571		16	32.736		36.860		40.663		271.4	1:50.259	
5	34.234		41.925		Pit In		269.3	2:08.341		17	32.866		33.055		41.144		272.7	1:47.065	
6	Pit Out		47.239		Pit In			5:37.939		18	32.422		33.024		40.651		272.0	1:46.097	
7	Pit Out		37.112		44.518			3:53.802		19	32.507		33.371		40.714		274.8	1:46.592	
8	33.379		37.123		Pit In		271.4	2:06.262		20	34.411		33.076		42.740		254.1	1:50.227	
9	Pit Out		33.884		41.233			4:35.239		21	32.663		33.182		40.838		272.7	1:46.683	
10	32.512		33.374		<u>40.331</u>		274.8	1:46.217		22	<u>32.166</u>		33.132		41.206		274.1	1:46.504	
11	32.600		<u>32.738</u>		50.404		<u>275.5</u>	1:55.742		23	37.804		37.813		Pit In		255.3	2:06.591	
12	36.910		42.068		41.979		230.3	2:00.957		24									

53										Porsche 992 GT3 Cup									
lap	Sect-1	Speed	Sect-2	Speed	Sect-3	Speed	TopSpeed	laptime	pit	lap	Sect-1	Speed	Sect-2	Speed	Sect-3	Speed	Topspeed	laptime	pit
1	Pit Out		46.577		55.362			2:28.797		25	32.934		33.655		41.115		266.0	1:47.704	
2	40.376		37.220		42.795		171.4	2:00.391		26	33.217		33.244		40.090		260.9	1:46.551	
3	36.150		34.381		41.205		247.7	1:51.736		27	<u>32.545</u>		<u>33.224</u>		<u>40.079</u>		268.7	<u>1:45.848</u>	
4	33.703		33.804		40.493		265.4	1:48.000		28	32.903		33.620		Pit In		264.7	1:54.278	
5	33.179		33.787		40.511		265.4	1:47.477		29	Pit Out		34.404		40.740			5:37.340	
6	33.079		34.047		40.615		265.4	1:47.741		30	32.863		34.301		40.392		265.4	1:47.556	
7	33.088		33.905		40.708		266.0	1:47.701		31	32.880		33.232		40.593		<u>270.0</u>	1:46.705	
8	33.072		33.738		40.681		266.7	1:47.491		32	36.801		34.048		40.444		267.3	1:51.293	



GEDLICH Tests - PORTIMAO

Test Day

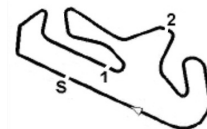
14 - 15 December 2024

Laps and Sector Times - GEDLICH TEST - 15-12-2024 - I

Autodromo Internacional Algarve - 4652mtr.

9	34.515	34.241	Pit In	266.0	1:56.919	33	33.588	44.155	44.385	267.3	2:02.128
10	Pit Out	41.519	41.780		10:07.868	34	32.789	33.377	Pit In	266.7	1:54.102
11	10:23.340	39.064	42.419	0.2	11:44.823	35	Pit Out	45.812	42.268		44:03.008
12	33.778	35.687	40.867	261.5	1:50.332	36	33.333	33.892	40.890	263.4	1:48.115
13	33.070	33.460	40.533	265.4	1:47.063	37	34.858	33.732	41.005	224.5	1:49.595
14	32.949	33.798	40.512	266.0	1:47.259	38	32.777	33.370	40.506	266.0	1:46.653
15	33.065	33.743	40.243	266.7	1:47.051	39	32.699	33.720	40.475	265.4	1:46.894
16	33.097	33.682	40.610	267.3	1:47.389	40	32.713	33.411	40.547	266.7	1:46.671
17	32.772	33.474	40.467	266.7	1:46.713	41	32.772	33.438	40.239	266.7	1:46.449
18	32.854	33.629	Pit In	267.3	1:53.536	42	33.019	33.928	40.424	266.0	1:47.371
19	Pit Out	47.216	47.686		1:07:53.735	43	32.679	33.509	40.405	268.0	1:46.593
20	39.607	43.208	42.824	233.8	2:05.639	44	32.967	34.878	52.668	268.0	2:00.513
21	33.694	35.656	40.288	264.1	1:49.638	45	32.710	33.409	40.431	267.3	1:46.550
22	32.650	33.348	40.569	266.7	1:46.567	46	32.799	33.331	40.305	267.3	1:46.435
23	32.620	33.392	40.158	268.0	1:46.170	47	33.068	33.744	Pit In	266.7	1:57.195
24	32.677	37.164	50.694	268.0	2:00.535	48					

68		Ford Mustang GT3																	
lap	Sect-1	Speed	Sect-2	Speed	Sect-3	Speed	TopSpeed	laptime	pit	lap	Sect-1	Speed	Sect-2	Speed	Sect-3	Speed	TopSpeed	laptime	pit
1	Pit Out		42.013		49.361			2:15.695		36	33.358		34.213		41.703		254.1	1:49.274	
2	37.014		36.845		42.303		230.3	1:56.162		37	33.279		33.986		41.872		257.1	1:49.137	
3	33.609		34.605		40.783		256.5	1:48.997		38	33.101		34.067		41.237		257.1	1:48.405	
4	10:58.969		37.235		45.110		258.4	12:21.314		39	33.401		34.478		Pit In		254.7	1:59.378	
5	34.801		33.819		39.594		260.9	1:48.214		40	Pit Out		38.099		47.772			11:31.048	
6	32.383		33.224		39.266		264.7	1:44.873		41	34.951		35.260		41.125		201.1	1:51.336	
7	32.070		32.990		39.311		266.0	1:44.371		42	31.976		32.553		38.862		266.7	1:43.391	
8	32.188		32.995		39.496		260.9	1:44.679		43	<u>31.466</u>		32.818		39.171		265.4	1:43.455	
9	32.160		32.872		Pit In		262.8	1:57.657		44	31.837		32.767		Pit In		<u>268.7</u>	1:52.861	
10	Pit Out		33.089		39.740			5:52.698		45	Pit Out		33.130		39.079			7:00.445	
11	32.630		32.629		39.146		263.4	1:44.405		46	31.954		32.680		39.117		265.4	1:43.751	
12	32.303		32.392		38.940		264.1	1:43.635		47	31.815		32.744		38.966		265.4	1:43.525	
13	32.264		32.379		39.112		265.4	1:43.755		48	31.896		32.709		38.952		266.7	1:43.557	
14	31.948		32.440		38.911		264.1	1:43.299		49	34.482		35.300		Pit In		264.1	1:58.961	
15	32.067		32.667		40.611		263.4	1:45.345		50	Pit Out		33.984		40.994			9:45.457	
16	31.943		33.018		Pit In		265.4	1:50.787		51	32.609		33.644		40.539		259.0	1:46.792	
17	Pit Out		33.142		39.413			11:00.145		52	32.706		33.348		40.289		261.5	1:46.343	
18	33.288		32.734		39.851		264.7	1:45.873		53	32.862		34.092		40.759		255.9	1:47.713	
19	31.949		32.937		39.112		266.7	1:43.998		54	32.601		33.167		40.530		259.0	1:46.298	
20	31.769		32.441		39.074		268.0	1:43.284		55	32.652		33.243		40.245		259.6	1:46.140	
21	31.944		32.269		<u>38.567</u>		266.0	1:42.780		56	32.565		32.926		40.125		259.6	1:45.616	
22	31.810		<u>32.163</u>		38.921		266.7	1:42.894		57	32.325		32.865		40.069		264.1	1:45.259	
23	32.219		32.405		Pit In		267.3	1:50.393		58	32.524		34.115		Pit In		262.8	1:57.811	
24	Pit Out		35.813		Pit In			9:18.104		59	Pit Out		33.999		39.188			12:17.965	
25	Pit Out		33.363		39.440			3:41.049		60	31.670		32.270		38.609		264.1	<u>1:42.549</u>	
26	33.817		33.112		39.677		250.0	1:46.606		61	31.570		32.353		38.909		266.7	1:42.832	
27	32.373		35.295		39.449		264.7	1:47.117		62	31.826		32.361		Pit In		266.0	1:51.042	
28	31.989		33.164		39.515		267.3	1:44.668		63	Pit Out		34.830		41.696			16:38.810	
29	32.140		32.857		40.316		264.1	1:45.313		64	32.551		33.522		39.528		263.4	1:45.601	
30	33.236		33.376		39.706		260.2	1:46.318		65	32.109		33.112		39.483		264.1	1:44.704	
31	32.225		33.097		39.394		265.4	1:44.716		66	32.186		33.009		39.434		264.7	1:44.629	



GEDLICH Tests - PORTIMAO

Test Day

14 - 15 December 2024

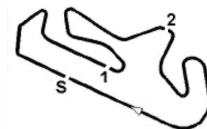
Laps and Sector Times - GEDLICH TEST - 15-12-2024 - I

Autodromo Internacional Algarve - 4652mtr.

32	32.806	37.425	Pit In	264.7	1:59.624	67	32.289	36.008	47.973	262.8	1:56.270
33	Pit Out	35.203	42.640		31:42.451	68	32.561	33.367	39.491	260.2	1:45.419
34	34.620	34.734	41.998	257.8	1:51.352	69	32.033	32.980	39.281	263.4	1:44.294
35	33.729	34.556	41.653	259.0	1:49.938	70	34.608	38.963	Pit In	262.8	2:12.517

70										Porsche GT2 RS Clubsport 25									
lap	Sect-1	Speed	Sect-2	Speed	Sect-3	Speed	TopSpeed	laptime	pit	lap	Sect-1	Speed	Sect-2	Speed	Sect-3	Speed	Topspeed	laptime	pit
1	Pit Out		43.059		50.131			2:12.673		22	35.315		36.446		45.109		266.7	1:56.870	
2	11:12.258		40.029		49.266		229.8	12:41.553		23	36.728		37.547		51.046		262.1	2:05.321	
3	38.821		38.361		46.940		255.3	2:04.122		24	36.301		37.167		45.474		255.3	1:58.942	
4	37.868		38.444		45.684		236.3	2:01.996		25	35.831		37.003		45.370		258.4	1:58.204	
5	35.855		38.115		45.467		258.4	1:59.437		26	37.489		38.469		Pit In		263.4	2:11.269	
6	35.555		37.259		44.795		263.4	1:57.609		27	Pit Out		38.626		40.974			5:27.906	
7	36.485		40.171		49.295		241.1	2:05.951		28	32.385		33.309		<u>40.540</u>		276.9	1:46.234	
8	35.556		38.235		Pit In		268.7	2:23.005		29	32.310		<u>33.172</u>		40.599		278.4	<u>1:46.081</u>	
9	Pit Out		43.985		51.942			37:58.450		30	32.449		33.524		40.540		278.4	1:46.513	
10	35.925		37.353		48.347		260.2	2:01.625		31	<u>32.147</u>		33.249		Pit In		<u>279.1</u>	<u>1:52.021</u>	
11	36.441		37.029		45.070		223.6	1:58.540		32	Pit Out		45.575		50.184			37:54.751	
12	37.641		38.603		46.481		265.4	2:02.725		33	35.999		37.304		45.552		255.3	1:58.855	
13	36.250		37.196		46.341		254.7	1:59.787		34	35.813		38.032		46.013		269.3	1:59.858	
14	35.028		37.889		44.544		268.7	1:57.461		35	35.826		38.866		47.700		265.4	2:02.392	
15	35.209		36.613		45.055		266.7	1:56.877		36	35.877		37.192		46.826		264.7	1:59.895	
16	35.018		40.367		Pit In		269.3	2:19.339		37	35.932		37.472		46.826		253.5	2:00.230	
17	Pit Out		46.983		56.494			44:58.044		38	35.931		37.767		46.354		260.9	2:00.052	
18	36.622		43.975		56.444		255.3	2:17.041		39	35.638		37.792		46.725		265.4	2:00.155	
19	36.122		37.663		45.847		261.5	1:59.632		40	36.056		38.079		47.265		266.7	2:01.400	
20	36.721		38.859		45.948		265.4	2:01.528		41	39.931		39.550		Pit In		263.4	2:26.371	
21	35.167		37.887		46.062		270.7	1:59.116		42									

79										Lamborghini Huracán Super Trofeo Evo 2									
lap	Sect-1	Speed	Sect-2	Speed	Sect-3	Speed	TopSpeed	laptime	pit	lap	Sect-1	Speed	Sect-2	Speed	Sect-3	Speed	Topspeed	laptime	pit
1	Pit Out		42.383		47.550			2:27.311		20	32.014		32.745		40.462		274.8	1:45.221	
2	36.036		34.362		41.473		190.1	1:51.871		21	31.972		32.827		40.638		274.8	1:45.437	
3	32.591		33.633		40.210		274.1	1:46.434		22	32.068		<u>32.538</u>		Pit In		274.1	1:57.337	
4	32.766		33.132		40.014		273.4	1:45.912		23	Pit Out		33.285		41.157			11:43.292	
5	32.556		33.596		48.165		274.8	1:54.317		24	32.617		33.009		40.380		270.7	1:46.006	
6	32.318		33.317		40.108		270.0	1:45.743		25	31.930		32.805		40.113		274.8	1:44.848	
7	31.978		32.573		40.266		274.8	1:44.817		26	32.287		32.827		40.462		272.7	1:45.576	
8	32.038		32.838		Pit In		274.1	1:55.439		27	32.365		32.800		40.705		273.4	1:45.870	
9	Pit Out		37.585		41.099			7:37.459		28	31.979		33.854		40.811		272.7	1:46.644	
10	32.265		32.778		40.078		271.4	1:45.121		29	31.978		33.007		40.305		274.1	1:45.290	
11	11:58.729		33.485		42.610		274.8	13:14.824		30	34.031		33.436		40.647		274.1	1:48.114	
12	32.163		33.007		40.074		273.4	1:45.244		31	34.239		39.889		Pit In		272.7	2:09.087	
13	31.956		32.930		<u>39.865</u>		274.8	<u>1:44.751</u>		32	Pit Out		34.108		42.115			29:22.041	
14	31.780		33.013		Pit In		<u>276.2</u>	1:59.262		33	32.309		33.370		41.016		270.7	1:46.695	
15	Pit Out		35.683		43.101			1:39:19.254		34	32.691		33.483		42.056		273.4	1:48.230	
16	32.769		34.235		43.279		269.3	1:50.283		35	32.242		33.763		40.883		271.4	1:46.888	
17	31.911		33.000		40.550		274.1	1:45.461		36	32.493		33.621		40.623		274.1	1:46.737	
18	32.352		32.965		40.806		273.4	1:46.123		37	37.696		42.382		Pit In		273.4	2:16.867	
19	<u>31.728</u>		32.659		41.646		274.1	1:46.033		38									



GEDLICH Tests - PORTIMAO

Test Day

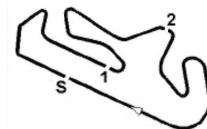
14 - 15 December 2024

Laps and Sector Times - GEDLICH TEST - 15-12-2024 - I

Autodromo Internacional Algarve - 4652mtr.

88										Porsche 992 GT3 Cup									
lap	Sect-1	Speed	Sect-2	Speed	Sect-3	Speed	TopSpeed	laptime	pit	lap	Sect-1	Speed	Sect-2	Speed	Sect-3	Speed	Topspeed	laptime	pit
1	Pit Out		49.962		58.443			2:42.885		22	Pit Out		41.792		49.291			54:40.409	
2	52.766		38.596		48.341		115.8	2:19.703		23	39.396		35.138		41.781		194.2	1:56.315	
3	34.804		38.460		42.018		256.5	1:55.282		24	33.935		33.973		41.420		262.1	1:49.328	
4	38.722		36.457		41.954		191.8	1:57.133		25	34.930		33.935		41.049		263.4	1:49.914	
5	35.688		38.522		41.441		260.9	1:55.651		26	33.227		33.854		41.069		266.0	1:48.150	
6	34.240		34.756		41.109		263.4	1:50.105		27	33.500		38.350		Pit In		266.7	2:02.403	
7	10:13.367		36.123		41.437		262.8	11:30.927		28	Pit Out		45.288		54.859			11:10.759	
8	33.455		36.086		41.714		262.1	1:51.255		29	47.914		37.973		42.125		148.1	2:08.012	
9	33.145		33.850		40.627		264.1	1:47.622		30	33.134		33.604		40.619		263.4	1:47.357	
10	33.841		33.967		40.902		265.4	1:48.710		31	32.751		33.549		40.301		265.4	1:46.601	
11	33.922		34.512		42.590		265.4	1:51.024		32	32.730		33.332		41.216		264.7	1:47.278	
12	32.809		33.201		40.423		266.0	1:46.433		33	<u>32.389</u>		<u>32.998</u>		<u>40.053</u>		265.4	<u>1:45.440</u>	
13	32.577		33.552		40.869		264.7	1:46.998		34	32.551		33.082		40.238		265.4	1:45.871	
14	32.880		33.268		40.729		263.4	1:46.877		35	36.616		35.606		Pit In		266.0	2:00.954	
15	32.763		33.437		40.462		264.1	1:46.662		36	Pit Out		33.952		40.457			4:19.556	
16	32.733		33.512		41.698		<u>267.3</u>	1:47.943		37	32.595		33.102		40.441		266.7	1:46.138	
17	32.773		33.390		40.584		265.4	1:46.747		38	32.508		33.615		40.418		<u>267.3</u>	1:46.541	
18	33.202		33.886		43.322		266.0	1:50.410		39	33.049		33.094		40.167		<u>267.3</u>	1:46.310	
19	32.715		33.132		40.469		264.7	1:46.316		40	32.611		33.086		40.118		264.1	1:45.815	
20	32.552		33.302		40.516		266.0	1:46.370		41	32.598		33.207		Pit In		266.7	1:53.535	
21	33.401		33.757		Pit In		266.7	1:55.031		42									

95										Mercedes-AMG GT3									
lap	Sect-1	Speed	Sect-2	Speed	Sect-3	Speed	TopSpeed	laptime	pit	lap	Sect-1	Speed	Sect-2	Speed	Sect-3	Speed	Topspeed	laptime	pit
1	Pit Out		39.951		42.717			2:00.500		42	31.838		31.962		38.129		255.9	1:41.929	
2	33.812		33.559		39.748		252.3	1:47.119		43	31.427		33.277		38.111		261.5	1:42.815	
3	10:44.984		33.852		39.487		254.1	11:58.323		44	31.696		32.073		38.210		260.2	1:41.979	
4	32.186		32.974		39.041		256.5	1:44.201		45	31.500		32.108		38.215		261.5	1:41.823	
5	31.901		32.285		39.866		257.1	1:44.052		46	31.349		31.945		Pit In		261.5	1:47.971	
6	31.977		32.304		38.877		256.5	1:43.158		47	Pit Out		39.138		Pit In			8:44.679	
7	31.751		32.272		38.987		258.4	1:43.010		48	Pit Out		32.947		37.951			5:30.027	
8	32.663		32.509		39.694		258.4	1:44.866		49	31.308		31.774		<u>37.655</u>		260.9	<u>1:40.737</u>	
9	32.865		33.303		39.808		255.9	1:45.976		50	<u>31.108</u>		31.826		38.845		261.5	1:41.779	
10	32.670		32.547		38.937		258.4	1:44.154		51	31.185		<u>31.585</u>		39.656		261.5	1:42.426	
11	31.730		32.217		39.302		257.1	1:43.249		52	33.041		32.971		41.768		237.4	1:47.780	
12	31.790		32.165		38.787		257.8	1:42.742		53	31.180		31.737		Pit In		261.5	1:49.159	
13	31.928		32.366		Pit In		259.6	1:50.337		54	Pit Out		33.725		39.087			10:44.865	
14	Pit Out		43.033		Pit In			20:47.634		55	32.291		32.676		38.979		255.3	1:43.946	
15	Pit Out		35.037		39.379			5:01.166		56	31.880		32.573		38.661		256.5	1:43.114	
16	31.730		31.987		38.537		258.4	1:42.254		57	31.888		32.314		38.875		258.4	1:43.077	
17	32.008		31.973		38.246		257.8	1:42.227		58	31.759		32.554		38.715		257.8	1:43.028	
18	31.462		31.993		38.217		258.4	1:41.672		59	31.948		32.501		38.719		259.0	1:43.168	
19	31.325		31.852		38.155		259.6	1:41.332		60	31.796		32.406		38.794		259.6	1:42.996	
20	31.402		31.904		Pit In		260.2	1:49.604		61	31.677		33.365		38.993		259.6	1:44.035	
21	Pit Out		32.206		38.197			8:56.502		62	32.101		32.712		38.760		257.8	1:43.573	
22	31.565		31.966		38.062		259.6	1:41.593		63	31.779		32.693		38.933		258.4	1:43.405	
23	31.424		31.908		37.929		259.6	1:41.261		64	31.880		32.401		38.863		259.0	1:43.144	
24	31.407		31.772		37.980		259.6	1:41.159		65	31.784		32.531		39.707		260.2	1:44.022	



GEDLICH Tests - PORTIMAO

Test Day

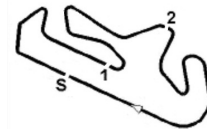
14 - 15 December 2024

Laps and Sector Times - GEDLICH TEST - 15-12-2024 - I

Autodromo Internacional Algarve - 4652mtr.

25	31.563	31.889	38.130	259.6	1:41.582	66	31.997	32.476	38.844	259.6	1:43.317
26	31.926	33.015	38.073	<u>262.1</u>	1:43.014	67	33.125	32.871	39.005	260.9	1:45.001
27	32.118	32.282	38.078	259.0	1:42.478	68	32.033	32.787	38.915	259.6	1:43.735
28	31.528	31.994	38.077	258.4	1:41.599	69	31.887	32.566	38.798	259.6	1:43.251
29	31.463	32.017	38.232	259.6	1:41.712	70	31.821	32.730	38.869	259.0	1:43.420
30	31.499	31.982	38.137	259.0	1:41.618	71	31.754	32.414	39.485	259.6	1:43.653
31	31.489	32.005	38.119	259.6	1:41.613	72	31.971	32.349	38.857	255.3	1:43.177
32	31.492	32.021	38.221	259.0	1:41.734	73	31.724	32.436	38.921	259.0	1:43.081
33	21:30.175	32.542	38.695	259.0	<u>22:41.412</u>	74	31.905	32.565	39.254	261.5	1:43.724
34	31.788	32.051	38.157	259.6	1:41.996	75	31.998	32.703	38.909	260.2	1:43.610
35	31.343	32.028	38.079	260.2	1:41.450	76	31.645	32.490	38.747	259.6	1:42.882
36	31.327	32.113	38.284	260.2	1:41.724	77	31.809	32.560	38.855	260.2	1:43.224
37	31.454	32.032	38.087	260.2	1:41.573	78	31.901	32.615	38.968	260.2	1:43.484
38	31.456	32.031	38.138	260.9	1:41.625	79	31.724	32.469	39.128	259.0	1:43.321
39	31.510	32.067	39.503	260.9	1:43.080	80	31.918	33.436	39.122	259.6	1:44.476
40	31.492	32.044	38.161	260.9	1:41.697	81	31.834			260.2	1:50.879
41	31.444	31.965	39.813	260.2	1:43.222	82					

96										Mercedes-AMG GT3									
lap	Sect-1	Speed	Sect-2	Speed	Sect-3	Speed	TopSpeed	laptime	pit	lap	Sect-1	Speed	Sect-2	Speed	Sect-3	Speed	Topspeed	laptime	pit
1	Pit Out		35.723		Pit In			1:55.472		32	32.714		33.335		39.417		259.6	1:45.466	
2	Pit Out		36.325		38.925			16:34.424		33	32.323		34.030		39.756		260.9	1:46.109	
3	32.345		32.008		38.182		261.5	1:42.535		34	32.800		33.099		39.491		260.2	1:45.390	
4	31.306		31.920		38.291		262.1	1:41.517		35	32.609		33.031		39.969		260.9	1:45.609	
5	31.315		33.816		Pit In		262.1	1:50.605		36	33.204		32.956		39.728		260.2	1:45.888	
6	Pit Out		40.512		42.783			5:17.704		37	32.825		33.058		39.634		260.2	1:45.517	
7	31.196		31.773		<u>37.821</u>		262.1	1:40.790		38	32.901		33.349		39.592		261.5	1:45.842	
8	31.109		31.749		38.384		262.8	1:41.242		39	32.364		33.122		40.046		261.5	1:45.532	
9	<u>31.084</u>		<u>31.633</u>		37.885		262.1	<u>1:40.602</u>		40	32.789		33.711		39.648		260.9	1:46.148	
10	32.349		33.960		Pit In		262.1	1:54.050		41	32.843		34.054		Pit In		259.6	1:55.120	
11	Pit Out		37.135		42.909			17:54.409		42	Pit Out		35.650		45.481			7:11.858	
12	34.827		39.261		Pit In		257.8	2:12.749		43	32.643		32.970		39.492		259.0	1:45.105	
13	Pit Out		38.482		Pit In			31:37.532		44	32.427		32.911		39.310		260.9	1:44.648	
14	Pit Out		33.825		39.950			5:56.962		45	32.257		32.655		38.962		262.1	1:43.874	
15	32.741		33.690		40.112		259.6	1:46.543		46	31.936		32.666		39.113		264.1	1:43.715	
16	22:57.837		33.620		41.090		258.4	24:12.547		47	31.875		36.095		43.050		262.8	1:51.020	
17	32.664		32.894		39.562		260.2	1:45.120		48	31.915		32.459		38.832		261.5	1:43.206	
18	32.177		34.187		39.179		260.9	1:45.543		49	31.630		33.564		Pit In		<u>266.0</u>	1:56.898	
19	32.410		32.843		38.779		262.8	1:44.032		50	Pit Out		34.286		39.875			5:26.385	
20	32.228		33.907		40.379		263.4	1:46.514		51	31.969		32.832		38.891		260.9	1:43.692	
21	33.412		33.213		Pit In		259.0	1:53.348		52	31.875		32.712		38.876		261.5	1:43.463	
22	Pit Out		41.562		45.396			6:52.505		53	35.255		35.706		40.987		263.4	1:51.948	
23	34.846		35.411		40.878		244.3	1:51.135		54	31.895		32.616		40.689		262.8	1:45.200	
24	33.358		34.264		39.922		260.9	1:47.544		55	31.876		32.492		38.770		262.8	1:43.138	
25	32.803		33.440		39.691		260.9	1:45.934		56	31.990		39.725		42.126		263.4	1:53.841	
26	32.546		33.302		39.709		260.2	1:45.557		57	31.841		32.598		38.781		263.4	1:43.220	
27	32.363		33.627		40.197		260.9	1:46.187		58	31.859		32.643		Pit In		264.1	1:52.158	
28	32.330		33.142		Pit In		260.9	1:59.747		59	Pit Out		33.345		40.015			7:53.743	
29	Pit Out		33.675		40.399			12:35.969		60	32.488		33.352		41.449		259.6	1:47.289	
30	32.734		32.733		40.204		259.0	1:45.671		61	33.318		1:14.868		Pit In		251.7	2:38.851	



GEDLICH Tests - PORTIMAO

Test Day

14 - 15 December 2024

Laps and Sector Times - GEDLICH TEST - 15-12-2024 - I

Autodromo Internacional Algarve - 4652mtr.

31	32.533	33.202	39.617	260.2	1:45.352	62			
----	--------	--------	--------	-------	----------	----	--	--	--

98										Ligier JSP325									
lap	Sect-1	Speed	Sect-2	Speed	Sect-3	Speed	TopSpeed	laptime	pit	lap	Sect-1	Speed	Sect-2	Speed	Sect-3	Speed	Topspeed	laptime	pit
1	Pit Out		42.841		45.532			2:11.716		36	30.563		31.188		37.403		268.7	1:39.154	
2	36.488		35.855		40.415		241.1	1:52.758		37	31.563		31.415		Pit In		267.3	1:46.071	
3	11:16.512		34.767		40.400		254.1	12:31.679		38	Pit Out		32.188		41.197			3:50.758	
4	32.350		32.783		38.239		261.5	1:43.372		39	30.692		31.400		36.800		267.3	1:38.892	
5	31.690		32.514		38.087		264.1	1:42.291		40	30.574		31.990		36.969		268.7	1:39.533	
6	31.824		32.525		Pit In		266.0	1:51.340		41	<u>30.511</u>		<u>31.143</u>		37.200		268.7	1:38.854	
7	Pit Out		33.034		38.190			5:18.285		42	31.697		31.231		37.782		268.0	1:40.710	
8	31.477		32.187		37.855		264.7	1:41.519		43	30.757		31.225		Pit In		265.4	1:46.663	
9	31.476		32.065		37.332		267.3	1:40.873		44	Pit Out		34.015		38.560			12:40.861	
10	30.933		31.700		37.252		268.0	1:39.885		45	31.735		33.561		39.083		264.7	1:44.379	
11	32.078		31.979		37.311		268.7	1:41.368		46	32.022		32.536		38.063		265.4	1:42.621	
12	30.954		31.627		37.056		266.7	1:39.637		47	31.790		33.874		38.103		264.7	1:43.767	
13	30.871		31.432		37.369		266.7	1:39.672		48	31.626		32.204		37.888		265.4	1:41.718	
14	1:46.337		34.921		Pit In		268.0	3:09.323		49	31.422		32.126		37.707		264.7	1:41.255	
15	Pit Out		40.816		42.262			13:07.074		50	31.847		34.658		Pit In		266.7	1:55.454	
16	33.302		33.297		38.313		259.0	1:44.912		51	Pit Out		32.631		40.502			8:49.058	
17	31.507		32.035		37.392		264.1	1:40.934		52	31.507		33.726		Pit In		260.9	1:51.612	
18	31.110		31.824		37.484		266.7	1:40.418		53	Pit Out		32.903		38.327			8:14.118	
19	32.542		33.231		Pit In		266.7	1:54.746		54	31.933		32.245		38.114		263.4	1:42.292	
20	Pit Out		32.301		38.215			5:45.974		55	32.367		34.662		Pit In		264.7	1:54.657	
21	30.867		31.494		37.180		264.7	1:39.541		56	Pit Out		32.366		38.659			2:41.552	
22	30.827		31.608		37.076		267.3	1:39.511		57	31.733		32.304		Pit In		264.1	1:50.343	
23	30.946		31.386		37.088		266.7	1:39.420		58	Pit Out		32.676		37.843			9:00.010	
24	32.925		31.933		Pit In		269.3	1:49.808		59	31.785		31.791		37.457		264.7	1:41.033	
25	Pit Out		32.409		37.684			5:19.441		60	30.969		31.742		37.723		265.4	1:40.434	
26	31.346		33.863		37.138		268.7	1:42.347		61	31.058		31.567		37.411		266.0	1:40.036	
27	30.902		31.797		37.073		268.0	1:39.772		62	30.981		31.567		37.764		267.3	1:40.312	
28	30.720		32.363		37.221		267.3	1:40.304		63	31.219		32.221		42.490		270.0	1:45.930	
29	31.168		33.124		38.267		268.0	1:42.559		64	30.941		31.553		37.366		267.3	1:39.860	
30	30.719		31.731		37.047		266.0	1:39.497		65	30.798		31.635		37.535		268.7	1:39.968	
31	30.764		31.511		Pit In		268.0	1:45.810		66	30.974		32.299		38.210		<u>270.7</u>	1:41.483	
32	Pit Out		32.619		38.009			29:38.491		67	31.631		31.522		37.363		270.0	1:40.516	
33	31.212		31.593		37.890		262.1	1:40.695		68	30.822		31.339		37.151		268.7	1:39.312	
34	30.691		31.646		36.879		266.0	1:39.216		69	31.030		34.232		Pit In		268.0	1:57.588	
35	30.656		31.145		<u>36.763</u>		268.0	<u>1:38.564</u>		70									

147										Porsche 992 GT3 Cup									
lap	Sect-1	Speed	Sect-2	Speed	Sect-3	Speed	TopSpeed	laptime	pit	lap	Sect-1	Speed	Sect-2	Speed	Sect-3	Speed	Topspeed	laptime	pit
1	Pit Out		42.267		43.656			2:04.925		24	32.603		33.103		40.320		266.0	1:46.026	
2	10:50.181		35.414		40.999		194.9	12:06.594		25	32.400		33.167		Pit In		267.3	1:51.546	
3	32.822		33.434		40.885		262.8	1:47.141		26	Pit Out		43.936		Pit In			42:50.790	
4	32.894		33.675		40.179		266.0	1:46.748		27	Pit Out		35.219		40.671			2:31.736	
5	32.481		33.171		40.108		266.0	1:45.760		28	34.318		33.623		39.895		264.7	1:47.836	
6	32.494		33.272		39.911		266.7	1:45.677		29	32.367		33.394		<u>39.559</u>		266.7	1:45.320	
7	32.928		33.155		40.705		268.0	1:46.788		30	33.348		35.697		40.313		267.3	1:49.358	
8	32.715		33.322		40.038		262.8	1:46.075		31	<u>32.193</u>		<u>32.840</u>		39.956		266.7	1:44.989	



GEDLICH Tests - PORTIMAO

Test Day

14 - 15 December 2024

Laps and Sector Times - GEDLICH TEST - 15-12-2024 - I

Autodromo Internacional Algarve - 4652mtr.

9	33.920	34.413	Pit In	266.0	1:55.648	32	32.251	33.004	39.630	266.7	<u>1:44.885</u>
10	Pit Out	38.469	42.680		9:46.181	33	32.262	33.103	39.913	268.0	1:45.278
11	37.424	35.323	40.697	184.9	1:53.444	34	32.495	33.962	Pit In	267.3	1:55.412
12	32.733	33.440	40.192	265.4	1:46.365	35	Pit Out	35.018	40.804		30:29.788
13	9:44.857	34.411	41.509	267.3	11:00.777	36	32.639	33.329	39.959	265.4	1:45.927
14	32.823	33.301	39.788	264.1	1:45.912	37	32.416	33.282	39.756	266.7	1:45.454
15	33.684	33.348	39.832	266.7	1:46.864	38	32.441	33.121	39.956	266.7	1:45.518
16	32.351	33.160	40.078	<u>268.7</u>	1:45.589	39	32.337	32.915	41.230	267.3	1:46.482
17	32.299	33.111	39.708	268.0	1:45.118	40	32.426	33.237	39.949	268.0	1:45.612
18	33.995	34.087	Pit In	231.8	1:55.318	41	32.514	33.145	40.146	268.0	1:45.805
19	Pit Out	34.302	40.448		9:41.426	42	32.317	33.321	39.914	268.0	1:45.552
20	32.665	33.211	39.967	266.7	1:45.843	43	32.478	33.352	40.161	267.3	1:45.991
21	32.443	33.014	39.706	267.3	1:45.163	44	32.520	33.246	40.352	267.3	1:46.118
22	33.419	33.413	Pit In	252.3	1:52.557	45	32.539	33.576	44.374	266.7	1:50.489
23	Pit Out	34.124	40.232		6:27.081	46	33.258	33.442	Pit In	<u>268.7</u>	1:52.562

698										Ferrari 296 Challenge									
lap	Sect-1	Speed	Sect-2	Speed	Sect-3	Speed	TopSpeed	laptime	pit	lap	Sect-1	Speed	Sect-2	Speed	Sect-3	Speed	Topspeed	laptime	pit
1	Pit Out		38.676		43.980			2:02.329		26	32.322		32.554		40.083		276.2	1:44.959	
2	35.217		35.401		40.978		261.5	1:51.596		27	33.051		35.617		Pit In			1:57.619	
3	32.566		32.837		40.072		274.1	1:45.475		28	Pit Out		33.593		40.563			10:05.938	
4	32.278		32.593		40.066		<u>277.6</u>	1:44.937		29	32.139		32.380		39.611		275.5	1:44.130	
5	32.409		32.793		Pit In		274.8	1:53.584		30	<u>31.684</u>		<u>32.190</u>		<u>39.459</u>		<u>277.6</u>	<u>1:43.333</u>	
6	Pit Out		33.427		41.595			5:32.439		31	33.094		35.392		Pit In		<u>277.6</u>	2:01.550	
7	32.795		33.761		40.498		274.8	1:47.054		32	Pit Out		32.692		42.164			8:07.529	
8	31.995		32.498		40.046		274.8	1:44.539		33	31.872		32.257		39.784		276.9	1:43.913	
9	32.400		33.463		Pit In		276.2	1:56.106		34	34.720		34.710		Pit In		274.8	2:00.186	
10	Pit Out		42.092		Pit In			1:28:01.661		35	Pit Out		33.913		41.217			17:45.248	
11	Pit Out		36.297		43.379			3:22.630		36	33.293		32.909		41.120		274.1	1:47.322	
12	34.563		34.334		41.873		269.3	1:50.770		37	32.717		33.380		40.477		273.4	1:46.574	
13	33.295		33.873		41.441		272.0	1:48.609		38	32.949		32.751		40.205		274.8	1:45.905	
14	33.080		33.310		40.885		274.1	1:47.275		39	32.873		32.625		40.295			1:45.793	
15	32.855		34.133		41.311		<u>277.6</u>	1:48.299		40	32.709		32.742		40.397			1:45.848	
16	33.375		33.397		Pit In		272.0	1:55.799		41	32.871		32.994		40.504			1:46.369	
17	Pit Out		43.565		48.724			4:01.949		42	32.747		33.187		41.142		276.2	1:47.076	
18	38.966		37.037		43.540		251.7	1:59.543		43	33.419		33.254		Pit In		274.8	1:56.161	
19	34.541		34.678		42.057		269.3	1:51.276		44	Pit Out		33.837		41.423			4:58.170	
20	34.030		33.356		40.993			1:48.379		45	33.061		33.241		40.844		275.5	1:47.146	
21	32.802		33.013		40.275		276.2	1:46.090		46	33.048		33.031		40.788		274.8	1:46.867	
22	32.518		32.723		40.895			1:46.136		47	32.799		33.001		41.584		274.8	1:47.384	
23	32.519		32.707		40.822		276.9	1:46.048		48	32.824		33.108		40.931		276.2	1:46.863	
24	32.467		33.150		40.278		276.2	1:45.895		49	32.752		33.272		Pit In		274.8	1:54.259	
25	32.466		32.646		40.476		276.2	1:45.588		50									

700										Ford Mustang GT3									
lap	Sect-1	Speed	Sect-2	Speed	Sect-3	Speed	TopSpeed	laptime	pit	lap	Sect-1	Speed	Sect-2	Speed	Sect-3	Speed	Topspeed	laptime	pit
1	Pit Out		39.130		43.421			2:03.654		41	31.312		31.996		38.409		266.0	1:41.717	
2	33.872		34.282		39.803		256.5	1:47.957		42	31.611		31.972		38.548		266.0	1:42.131	
3	32.716		33.233		39.013		260.9	1:44.962		43	31.446		32.082		38.393		266.0	1:41.921	
4	32.891		32.699		38.928		263.4	1:44.518		44	31.622		32.098		38.439		265.4	1:42.159	



GEDLICH Tests - PORTIMAO

Test Day

14 - 15 December 2024

Laps and Sector Times - GEDLICH TEST - 15-12-2024 - I

Autodromo Internacional Algarve - 4652mtr.

5	13:30.649	33.996	39.235	263.4	14:43.880	45	31.494	32.074	38.585	267.3	1:42.153
6	31.990	32.793	38.874	266.0	1:43.657	46	31.493	32.278	Pit In	267.3	1:49.716
7	31.755	32.463	38.678	266.0	1:42.896	47	Pit Out	32.846	39.016		10:18.389
8	31.668	32.474	38.666	264.1	1:42.808	48	31.742	32.591	39.080	265.4	1:43.413
9	31.767	32.211	39.055	266.0	1:43.033	49	31.637	32.530	39.475	266.0	1:43.642
10	31.696	32.430	Pit In	266.7	1:51.452	50	32.382	32.574	39.339	266.0	1:44.295
11	Pit Out	33.014	39.105		7:15.015	51	31.569	32.446	38.817	265.4	1:42.832
12	31.876	32.519	38.939	266.7	1:43.334	52	31.944	32.499	38.749	266.7	1:43.192
13	31.661	32.394	38.924	266.7	1:42.979	53	31.517	32.289	38.727	266.0	1:42.533
14	31.714	34.588	39.017	265.4	1:45.319	54	31.750	32.355	38.759	266.0	1:42.864
15	31.860	32.551	38.653	266.0	1:43.064	55	31.548	32.298	38.750	266.7	1:42.596
16	14:05.319	38.476	42.947	265.4	15:26.742	56	31.551	32.317	38.852	266.0	1:42.720
17	33.699	33.703	39.557	253.5	1:46.959	57	32.849	32.585	38.922	267.3	1:44.356
18	32.038	32.707	39.287	266.0	1:44.032	58	31.544	32.416	38.782	266.7	1:42.742
19	32.071	32.513	39.006	266.0	1:43.590	59	31.580	32.274	38.732	266.0	1:42.586
20	31.821	32.576	38.978	264.7	1:43.375	60	31.641	32.346	38.856	266.0	1:42.843
21	32.506	32.500	39.025	267.3	1:44.031	61	31.505	32.326	38.928	266.7	1:42.759
22	31.781	32.145	39.198	267.3	1:43.124	62	32.746	32.385	38.838	266.0	1:43.969
23	31.795	32.422	Pit In	266.7	1:51.219	63	31.762	32.375	38.943	264.7	1:43.080
24	Pit Out	32.874	39.308		14:46.643	64	31.985	32.308	38.997	266.0	1:43.290
25	32.078	33.999	39.336	266.0	1:45.413	65	31.540	32.392	38.653	267.3	1:42.585
26	31.821	32.399	38.931	267.3	1:43.151	66	31.633	32.409	38.766	265.4	1:42.808
27	31.618	32.754	38.969	<u>268.7</u>	1:43.341	67	31.529	32.362	38.913	267.3	1:42.804
28	31.577	32.748	38.929	266.7	1:43.254	68	31.772	32.962	38.852	266.0	1:43.586
29	31.657	32.403	38.886	267.3	1:42.946	69	31.856	32.671	38.940	266.7	1:43.467
30	31.612	32.429	39.020	268.0	1:43.061	70	34.034	32.726	39.316	266.7	1:46.076
31	24:25.216	42.726	Pit In	267.3	26:05.134	71	31.852	32.534	Pit In	265.4	1:51.971
32	Pit Out	35.768	40.764		7:06.678	72	Pit Out	34.480	39.915		8:06.584
33	32.827	33.220	39.155	262.1	1:45.202	73	32.472	33.059	39.379	263.4	1:44.910
34	31.760	32.321	45.349	266.7	1:49.430	74	32.039	32.589	39.192	266.0	1:43.820
35	31.374	31.884	<u>38.278</u>	265.4	1:41.536	75	31.919	32.625	39.061	264.7	1:43.605
36	<u>31.218</u>	<u>31.833</u>	38.371	268.0	<u>1:41.422</u>	76	31.827	32.535	38.923	265.4	1:43.285
37	31.740	32.855	39.206	<u>268.7</u>	1:43.801	77	31.755	32.709	39.864	267.3	1:44.328
38	32.397	32.650	Pit In	<u>268.7</u>	1:51.510	78	31.836	33.014	39.203	263.4	1:44.053
39	Pit Out	32.614	39.182		9:01.968	79	32.034	33.467	39.356	264.1	1:44.857
40	32.131	32.101	38.557	266.0	1:42.789	80	31.870	33.073	Pit In	265.4	1:52.526