



GEDLICH Tests - PORTIMAO

Test Day

14 - 15 December 2024

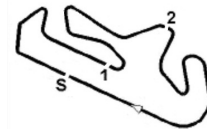
Laps and Sector Times - GEDLICH TEST - 14-12-2024 - I

Autodromo Internacional Algarve - 4652mtr.

1										Ferrari 296 Challenge									
lap	Sect-1	Speed	Sect-2	Speed	Sect-3	Speed	TopSpeed	laptime	pit	lap	Sect-1	Speed	Sect-2	Speed	Sect-3	Speed	Topspeed	laptime	pit
1	Pit Out		37.740		43.148			1:57.115		16	32.053		32.918		40.031		276.2	1:45.002	
2	33.817		34.548		41.124		268.0	1:49.489		17	32.373		40.012		44.198		<u>276.9</u>	1:56.583	
3	32.837		33.754		40.808		270.7	1:47.399		18	<u>31.968</u>		<u>32.719</u>		<u>39.775</u>		273.4	<u>1:44.462</u>	
4	32.793		33.787		40.684		271.4	1:47.264		19	34.973		36.372		Pit In		274.1	2:02.047	
5	32.648		34.393		Pit In		272.7	2:16.922		20	Pit Out		35.570		42.096			13:37.330	
6	Pit Out		39.057		45.176			37:19.958		21	32.905		33.801		41.024		271.4	1:47.730	
7	35.084		36.443		43.540		255.9	1:55.067		22	32.377		33.462		40.891		272.7	1:46.730	
8	34.242		36.306		43.463		268.7	1:54.011		23	32.557		33.788		40.502		274.8	1:46.847	
9	33.953		35.188		42.604		268.7	1:51.745		24	32.614		33.177		40.823		272.7	1:46.614	
10	33.459		34.725		42.014		270.0	1:50.198		25	32.561		32.929		40.704		272.0	1:46.194	
11	33.756		34.405		42.295		270.0	1:50.456		26	33.314		34.508		Pit In		272.0	1:58.848	
12	33.905		34.888		Pit In		268.0	2:04.128		27	Pit Out		34.447		40.591			12:36.126	
13	Pit Out		34.188		40.535			12:48.244		28	32.483		33.257		40.482		272.7	1:46.222	
14	32.501		33.132		40.177		273.4	1:45.810		29	32.592		33.920		40.072		<u>276.9</u>	1:46.584	
15	33.029		33.008		39.811		274.8	1:45.848		30	32.090		34.739		Pit In		276.2	2:06.122	

3										Mercedes-AMG GT3									
lap	Sect-1	Speed	Sect-2	Speed	Sect-3	Speed	TopSpeed	laptime	pit	lap	Sect-1	Speed	Sect-2	Speed	Sect-3	Speed	Topspeed	laptime	pit
1	Pit Out		46.450		55.570			2:27.193		25	38.713		40.053		46.694		232.3	2:05.460	
2	44.875		45.841		52.767		215.6	2:23.483		26	37.262		38.960		46.931		234.8	2:03.153	
3	41.699		45.611		52.463		209.7	2:19.773		27	37.871		39.916		46.640		235.3	2:04.427	
4	41.892		45.316		1:01.157		215.6	2:28.365		28	37.181		39.230		47.115		235.8	2:03.526	
5	42.256		44.404		52.418		224.5	2:19.078		29	36.967		39.210		46.368		234.8	2:02.545	
6	40.549		43.906		52.623		228.8	2:17.078		30	36.829		38.858		46.162		236.3	2:01.849	
7	41.080		43.826		50.251		229.8	2:15.157		31	36.959		40.075		Pit In		236.3	2:13.342	
8	40.328		42.699		48.983		210.1	2:12.010		32	Pit Out		37.759		44.373			27:47.067	
9	38.777		42.570		Pit In		234.3	2:22.897		33	40.887		36.029		43.697		155.4	2:00.613	
10	Pit Out		37.811		46.390			9:17.443		34	35.130		37.581		<u>43.083</u>		248.8	<u>1:55.794</u>	
11	36.494		37.375		44.118		225.5	1:57.987		35	<u>35.075</u>		<u>35.662</u>		Pit In		<u>249.4</u>	2:05.367	
12	37.600		35.897		44.518		238.9	1:58.015		36	Pit Out		40.367		47.826			35:38.209	
13	35.924		35.986		Pit In		244.9	2:06.884		37	37.042		39.000		45.959		237.9	2:02.001	
14	Pit Out		41.846		51.334			40:46.047		38	36.761		40.449		47.093		234.3	2:04.303	
15	39.073		41.285		49.097		228.3	2:09.455		39	36.697		38.954		46.214		241.1	2:01.865	
16	38.903		41.590		48.308		229.3	2:08.801		40	36.307		38.724		45.097		239.5	2:00.128	
17	38.280		40.382		48.112		231.3	2:06.774		41	36.355		39.836		47.666		238.9	2:03.857	
18	39.053		39.825		47.533		231.3	2:06.411		42	36.112		38.484		45.337		243.2	1:59.933	
19	39.050		40.650		49.237		232.8	2:08.937		43	36.359		37.820		44.991		241.6	1:59.170	
20	38.275		41.866		47.146		233.3	2:07.287		44	37.868		38.825		Pit In		239.5	2:12.548	
21	38.269		39.937		47.251		235.3	2:05.457		45	Pit Out		39.773		45.648			5:30.856	
22	37.715		39.596		47.603		235.3	2:04.914		46	36.239		38.098		46.057		241.1	2:00.394	
23	39.485		39.289		Pit In		233.8	2:16.136		47	39.615		38.688		46.597		233.3	2:04.900	
24	Pit Out		39.511		48.126			5:05.393		48	37.654		39.549		Pit In		240.0	2:12.604	

6										Mercedes-AMG GT3									
lap	Sect-1	Speed	Sect-2	Speed	Sect-3	Speed	TopSpeed	laptime	pit	lap	Sect-1	Speed	Sect-2	Speed	Sect-3	Speed	Topspeed	laptime	pit
1	Pit Out		46.363		55.378			2:19.189		30	33.227		33.969		Pit In		259.0	1:52.872	
2	44.900		45.826		51.407		196.7	2:22.133		31	Pit Out		33.505		41.803			32:58.762	
3	36.342		38.718		43.964		245.5	1:59.024		32	7:20.043		33.783		41.085		255.3	8:34.911	
4	36.492		36.906		43.044		251.2	1:56.442		33	33.116		34.067		41.222		256.5	1:48.405	



GEDLICH Tests - PORTIMAO

Test Day

14 - 15 December 2024

Laps and Sector Times - GEDLICH TEST - 14-12-2024 - I

Autodromo Internacional Algarve - 4652mtr.

5	37.678	36.762	Pit In	191.2	2:12.903	34	33.584	36.702	40.942	255.3	1:51.228
6	Pit Out	37.325	41.737		4:08.038	35	33.095	33.915	40.605	256.5	1:47.615
7	34.814	35.823	42.993	253.5	1:53.630	36	32.784	33.627	40.173	258.4	1:46.584
8	34.652	35.730	45.096	249.4	1:55.478	37	33.237	34.128	41.491	259.0	1:48.856
9	34.884	37.607	43.478	249.4	1:55.969	38	33.032	33.606	40.565	258.4	1:47.203
10	34.397	35.305	42.383	250.6	1:52.085	39	32.819	33.942	40.384	258.4	1:47.145
11	33.971	34.904	41.694	252.9	1:50.569	40	32.979	33.807	40.461	257.8	1:47.247
12	37.541	36.959	42.521	231.8	1:57.021	41	32.960	33.602	40.353	259.0	1:46.915
13	33.631	34.705	41.537	254.1	1:49.873	42	32.852	33.914	Pit In	259.0	1:55.169
14	34.199	34.930	Pit In	254.1	1:57.757	43	Pit Out	33.408	<u>39.951</u>		36:13.526
15	Pit Out	34.832	41.834		35:54.199	44	32.826	33.272	40.776	255.9	1:46.874
16	33.364	34.331	41.405	253.5	1:49.100	45	33.046	33.931	40.734	259.0	1:47.711
17	33.417	34.526	41.145	254.1	1:49.088	46	33.130	34.420	42.284	257.8	1:49.834
18	33.517	34.388	42.760	254.7	1:50.665	47	33.231	34.257	42.074	258.4	1:49.562
19	33.463	34.729	40.783	256.5	1:48.975	48	33.366	33.665	41.018	259.0	1:48.049
20	34.476	34.004	40.751	256.5	1:49.231	49	33.084	34.612	40.721	256.5	1:48.417
21	34.795	33.407	41.625	255.3	1:49.827	50	32.972	33.773	Pit In	255.3	1:53.083
22	33.387	33.894	Pit In	255.3	1:55.543	51	Pit Out	<u>33.118</u>	41.818		4:49.586
23	Pit Out	34.341	41.255		4:02.002	52	32.923	33.621	40.663	259.0	1:47.207
24	49.955	34.273	41.111	255.9	2:05.339	53	33.449	34.794	40.716	258.4	1:48.959
25	33.021	33.591	40.793	255.9	1:47.405	54	32.751	34.619	40.668	257.1	1:48.038
26	32.874	34.044	40.583	256.5	1:47.501	55	33.045	33.416	40.533	259.0	1:46.994
27	33.550	33.820	40.523	256.5	1:47.893	56	<u>32.692</u>	33.441	40.089	259.6	<u>1:46.222</u>
28	32.968	33.588	42.729	257.8	1:49.285	57	32.800				
29	33.774	34.281	40.887	258.4	1:48.942	58		33.933	Pit In	<u>260.2</u>	1:54.981

10										Mercedes-AMG GT3									
lap	Sect-1	Speed	Sect-2	Speed	Sect-3	Speed	TopSpeed	laptime	pit	lap	Sect-1	Speed	Sect-2	Speed	Sect-3	Speed	Topspeed	laptime	pit
1	Pit Out		49.988		Pit In			2:46.342		38	34.530		35.005		Pit In		255.9	2:01.867	
2	Pit Out		1:00.309		1:08.576			10:50.087		39	Pit Out		34.787		42.463			13:54.804	
3	1:00.387		57.904		1:01.605		120.5	2:59.896		40	33.835		33.851		40.790		251.2	1:48.476	
4	55.379		54.120		1:01.286		123.0	2:50.785		41	33.152		33.600		40.467		253.5	1:47.219	
5	58.481		57.056		1:02.525		129.3	2:58.062		42	32.918		33.258		40.151		255.9	1:46.327	
6	52.449		51.258		1:00.203		122.3	2:43.910		43	32.692		33.254		40.384		257.8	1:46.330	
7	51.922		52.361		Pit In		135.0	2:51.840		44	32.584		33.303		39.681		256.5	1:45.568	
8	Pit Out		46.028		50.513			9:30.507		45	32.779		33.309		40.544		257.8	1:46.632	
9	40.505		41.280		45.809		188.2	2:07.594		46	32.620		33.346		40.027		256.5	1:45.993	
10	38.121		39.348		44.217		198.9	2:01.686		47	32.606		32.947		40.011		257.8	1:45.564	
11	38.085		36.969		42.839		203.4	1:57.893		48	32.786		33.052		39.928		257.8	1:45.766	
12	35.901		36.459		42.902		211.8	1:55.262		49	32.555		33.671		42.155		257.1	1:48.381	
13	37.189		36.060		42.413		202.6	1:55.662		50	32.818		33.169		39.929		256.5	1:45.916	
14	37.295		35.356		Pit In		214.3	2:05.202		51	32.670		33.369		Pit In		257.8	1:55.290	
15	Pit Out		33.805		39.976			9:34.955		52	Pit Out		38.779		Pit In			14:50.642	
16	32.669		33.129		39.461		252.9	1:45.259		53	Pit Out		36.624		42.110			2:50.596	
17	32.228		32.654		39.103		256.5	1:43.985		54	34.163		33.482		40.180		252.3	1:47.825	
18	32.058		32.717		39.333		255.9	1:44.108		55	32.431		32.805		39.811		256.5	1:45.047	
19	34.554		33.350		39.150		257.8	1:47.054		56	32.762		32.859		39.695		257.1	1:45.316	
20	31.903		32.576		39.183		256.5	1:43.662		57	32.743		32.898		41.165		257.1	1:46.806	
21	32.023		32.588		39.154		257.1	1:43.765		58	32.615		32.893		40.362		256.5	1:45.870	
22	32.257		33.439		Pit In		257.8	2:01.713		59	32.656		32.927		39.743		257.1	1:45.326	



GEDLICH Tests - PORTIMAO

Test Day

14 - 15 December 2024

Laps and Sector Times - GEDLICH TEST - 14-12-2024 - I

Autodromo Internacional Algarve - 4652mtr.

23	Pit Out	40.631	Pit In	21:48.935	60	32.795	33.361	Pit In	257.1	1:54.038
24	Pit Out	33.699	39.977	3:07.777	61	Pit Out	33.102	38.824		4:44.281
25	32.517	32.285	38.729	254.1 1:43.531	62	31.918	32.262	38.440	257.1	1:42.620
26	31.833	32.258	38.429	255.3 1:42.520	63	31.738	32.194	38.142	258.4	1:42.074
27	33.214	32.776	39.304	256.5 1:45.294	64	31.698	32.244	38.239	259.0	1:42.181
28	31.851	32.205	38.674	255.9 1:42.730	65	31.810	32.107	38.094	259.6	1:42.011
29	32.614	33.108	Pit In	256.5 1:52.213	66	31.695	31.969	38.189	259.6	1:41.853
30	Pit Out	34.892	38.898	8:38.824	67	31.630	<u>31.946</u>	38.187	259.0	1:41.763
31	31.834	32.048	38.528	255.9 1:42.410	68	31.679	32.718	Pit In	259.6	1:54.302
32	31.773	32.465	Pit In	257.1 1:53.924	69	Pit Out	32.481	38.185		5:05.378
33	Pit Out	36.516	44.892	10:21.242	70	33.154	32.939	38.550	<u>260.9</u>	1:44.643
34	34.343	34.070	40.622	249.4 1:49.035	71	31.840	31.961	<u>38.021</u>	257.8	1:41.822
35	33.314	33.909	40.428	252.9 1:47.651	72	31.584	31.989	38.033	259.0	<u>1:41.606</u>
36	33.437	34.237	40.593	254.1 1:48.267	73	<u>31.482</u>	32.098	Pit In	259.6	1:59.307
37	33.050	33.671	40.382	254.1 1:47.103	74					

14										Radical SR3									
lap	Sect-1	Speed	Sect-2	Speed	Sect-3	Speed	TopSpeed	laptime	pit	lap	Sect-1	Speed	Sect-2	Speed	Sect-3	Speed	Topspeed	laptime	pit
1	Pit Out		38.704		43.564			2:01.097		11	34.460		34.872		<u>40.573</u>		227.4	1:49.905	
2	37.781		37.431		43.075		229.3	1:58.287		12	<u>33.916</u>		34.856		40.626		<u>230.8</u>	<u>1:49.398</u>	
3	35.591		38.498		42.123		228.3	1:56.212		13	34.048		<u>34.635</u>		Pit In		<u>230.8</u>	1:55.873	
4	35.490		36.353		42.465		230.3	1:54.308		14	Pit Out		38.787		42.010			6:52.652	
5	35.514		36.235		42.631		229.3	1:54.380		15	34.579		35.333		41.627		229.8	1:51.539	
6	35.321		38.003		42.637		229.3	1:55.961		16	34.688		35.694		41.395		230.3	1:51.777	
7	35.810		36.049		Pit In		227.8	2:02.932		17	34.537		35.657		42.993		230.3	1:53.187	
8	Pit Out		39.246		43.535			28:49.163		18	35.859		36.424		42.597		226.4	1:54.880	
9	36.064		35.761		42.043		227.8	1:53.868		19	36.447				Pit In		224.1	2:04.571	
10	34.428		35.281		42.259		229.3	1:51.968		20									

15										Ligier JSP320									
lap	Sect-1	Speed	Sect-2	Speed	Sect-3	Speed	TopSpeed	laptime	pit	lap	Sect-1	Speed	Sect-2	Speed	Sect-3	Speed	Topspeed	laptime	pit
1	Pit Out		46.947		50.791			2:22.672		35	Pit Out		35.077		40.414			4:07.760	
2	38.534		41.595		44.862		232.8	2:04.991		36	33.173		34.619		40.296		262.1	1:48.088	
3	36.743		38.155		43.776		254.1	1:58.674		37	32.521		34.212		40.266		262.1	1:46.999	
4	34.960		36.964		42.387		258.4	1:54.311		38	32.591		33.845		58.770		262.1	2:05.206	
5	34.693		37.131		44.226		259.6	1:56.050		39	34.320		34.208		Pit In		254.1	2:18.670	
6	33.869		35.680		41.903		259.6	1:51.452		40	Pit Out		36.292		40.038			10:55.359	
7	33.566		35.786		40.931		260.2	1:50.283		41	32.023		32.754		38.135		266.0	1:42.912	
8	34.904		35.335		41.743		263.4	1:51.982		42	31.458		32.847		37.748		266.7	1:42.053	
9	36.541		34.954		40.488		264.1	1:51.983		43	30.847		31.854		37.408		269.3	1:40.109	
10	33.708		35.176		Pit In		263.4	1:59.254		44	30.815		31.685		<u>37.214</u>		269.3	1:39.714	
11	Pit Out		47.252		54.218			27:28.840		45	<u>30.809</u>		<u>31.493</u>		37.217		<u>270.7</u>	<u>1:39.519</u>	
12	41.140		41.717		45.772		181.5	2:08.629		46	31.755		32.750		Pit In		<u>270.7</u>	1:50.641	
13	37.232		37.566		44.169		218.6	1:58.967		47	Pit Out		35.261		40.845			13:36.685	
14	37.181		36.736		43.186		252.3	1:57.103		48	32.365		34.140		39.648		263.4	1:46.153	
15	34.686		35.331		40.914		259.0	1:50.931		49	32.576		34.445		43.513		266.0	1:50.534	
16	33.962		34.666		40.498		261.5	1:49.126		50	33.337		34.935		40.076		265.4	1:48.348	
17	33.832		34.498		41.977		260.9	1:50.307		51	33.246		34.500		40.560		264.1	1:48.306	
18	37.137		37.562		41.575		252.3	1:56.274		52	32.781		33.970		39.591		263.4	1:46.342	
19	33.776		38.583		41.645		260.9	1:54.004		53	33.362		35.514		40.423		266.7	1:49.299	



GEDLICH Tests - PORTIMAO

Test Day

14 - 15 December 2024

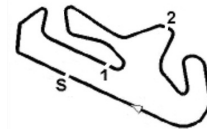
Laps and Sector Times - GEDLICH TEST - 14-12-2024 - I

Autodromo Internacional Algarve - 4652mtr.

20	35.125	36.187	Pit In	263.4	2:09.727	54	32.353	33.818	41.019	264.7	1:47.190
21	Pit Out	36.015	41.300		7:16.675	55	32.232	33.490	39.768	264.7	1:45.490
22	34.390	36.279	43.616	220.4	1:54.285	56	33.354	33.611	39.765	266.7	1:46.730
23	33.344	34.701	40.287	259.6	1:48.332	57	32.351	33.565	Pit In	268.7	1:55.776
24	32.518	34.651	40.246	262.1	1:47.415	58	Pit Out	38.556	44.124		13:38.277
25	32.483	34.205	39.549	263.4	1:46.237	59	34.638	35.194	41.268	261.5	1:51.100
26	32.570	33.823	39.165	264.7	1:45.558	60	36.156	34.858	41.113	262.8	1:52.127
27	32.310	33.881	39.529	265.4	1:45.720	61	33.898	34.092	40.575	262.8	1:48.565
28	32.446	33.773	39.567	265.4	1:45.786	62	33.166	34.103	40.636	264.1	1:47.905
29	32.254	33.857	39.171	265.4	1:45.282	63	32.762	34.092	41.024	264.1	1:47.878
30	32.468	33.812	Pit In	266.0	1:56.230	64	32.639	34.908	42.643	263.4	1:50.190
31	Pit Out	35.884	41.202		16:10.566	65	34.687	35.073	40.641	244.3	1:50.401
32	33.568	34.836	39.611	260.2	1:48.015	66	33.037	34.767	40.333	266.7	1:48.137
33	32.969	36.086	40.478	262.1	1:49.533	67	32.834	33.969	41.012	266.7	1:47.815
34	32.495	46.484	Pit In	263.4	2:11.682	68	36.083	36.728	Pit In	206.5	2:09.267

25		Lamborghini Huracán Super Trofeo Evo 2																	
lap	Sect-1	Speed	Sect-2	Speed	Sect-3	Speed	TopSpeed	laptime	pit	lap	Sect-1	Speed	Sect-2	Speed	Sect-3	Speed	Topspeed	laptime	pit
1	Pit Out		41.450		46.206			2:10.882		22	Pit Out		41.790		47.528			2:06.49.452	
2	35.492		35.726		42.203		261.5	1:53.421		23	34.399		34.819		40.884		267.3	1:50.102	
3	33.063		33.390		41.450		270.0	1:47.903		24	31.995		32.408		39.998		274.8	1:44.401	
4	32.699		33.287		40.386		270.7	1:46.372		25	31.652		32.324		<u>39.714</u>		275.5	1:43.690	
5	32.398		32.505		40.612			1:45.515		26	<u>31.507</u>		<u>32.246</u>		39.801		273.4	<u>1:43.554</u>	
6	32.715		37.076		41.233		272.0	1:51.024		27	32.167		32.928		Pit In		273.4	1:53.575	
7	32.518		33.039		39.904		274.1	1:45.461		28	Pit Out		33.238		39.847			4:43.264	
8	32.269		33.288		39.783		275.5	1:45.340		29	31.955		32.829		39.767			1:44.551	
9	32.166		33.252		41.155		273.4	1:46.573		30	31.773		32.604		39.787		274.8	1:44.164	
10	32.582		33.848		41.247		273.4	1:47.677		31	32.122		48.996		41.294			2:02.412	
11	32.411		34.705		Pit In		274.1	1:57.061		32	31.884		32.540		40.652		273.4	1:45.076	
12	Pit Out		33.292		40.336			4:00.654		33	32.115		32.448		39.983		270.7	1:44.546	
13					39.948			1:45.000		34	31.939		32.984		40.209		<u>277.6</u>	1:45.132	
14	31.930		32.529		41.589		273.4	1:46.048		35	33.603		33.168		39.964		276.9	1:46.735	
15	31.941		33.116		39.874		272.7	1:44.931		36	31.816		32.897		41.896			1:46.609	
16	31.905		33.063		40.084		273.4	1:45.052		37	32.203		32.695		39.827			1:44.725	
17	32.847		32.713		40.049		273.4	1:45.609		38	31.774		32.838		42.224		275.5	1:46.836	
18	32.029		32.772		39.998		275.5	1:44.799		39	31.991		32.638		39.875		272.7	1:44.504	
19	32.339		32.922		40.074		273.4	1:45.335		40	31.956		33.144		40.115			1:45.215	
20	32.086		32.569		40.076		273.4	1:44.731		41	32.215		32.691		40.155			1:45.061	
21	31.960		32.693		Pit In		273.4	1:52.570		42	32.097		33.131		Pit In		<u>277.6</u>	1:54.959	

26		Porsche 992 GT3 Cup																	
lap	Sect-1	Speed	Sect-2	Speed	Sect-3	Speed	TopSpeed	laptime	pit	lap	Sect-1	Speed	Sect-2	Speed	Sect-3	Speed	Topspeed	laptime	pit
1	Pit Out		47.502		52.737			2:22.965		19	32.602		33.680		Pit In		263.4	1:57.768	
2	39.670		44.810		43.950		205.3	2:08.430		20	Pit Out		33.961		40.725			23:35.919	
3	33.981		34.379		41.731		257.1	1:50.091		21	32.990		33.521		40.649		262.1	1:47.160	
4	33.193		33.988		41.139		260.2	1:48.320		22	33.176		33.934		40.431		<u>268.7</u>	1:47.541	
5	33.230		33.797		Pit In		260.9	2:04.949		23	32.597		33.222		40.183		264.1	1:46.002	
6	Pit Out		34.711		41.706			8:48.114		24	<u>32.444</u>		<u>33.031</u>		40.436		266.7	1:45.911	
7	33.190		33.760		40.862		259.6	1:47.812		25	41.510		49.112		Pit In		248.8	2:31.894	
8	33.140		33.950		40.717		261.5	1:47.807		26	Pit Out		46.498		48.496			29:15.117	



GEDLICH Tests - PORTIMAO

Test Day

14 - 15 December 2024

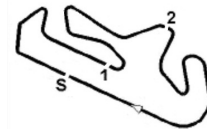
Laps and Sector Times - GEDLICH TEST - 14-12-2024 - I

Autodromo Internacional Algarve - 4652mtr.

9	33.933	35.314	41.434	260.9	1:50.681	27	33.507	33.825	40.737	260.9	1:48.069
10	33.001	33.930	Pit In	259.6	1:57.351	28	33.025	33.452	41.479	264.1	1:47.956
11	Pit Out	36.472	Pit In		43:33.427	29	33.063	33.613	40.533	261.5	1:47.209
12	Pit Out	34.719	41.669		4:21.351	30	34.578	33.945	Pit In	263.4	2:00.705
13	33.026	33.545	40.661	261.5	1:47.232	31	Pit Out	33.840	40.378		7:45.698
14	33.334	33.661	41.472	262.8	1:48.467	32	32.603	33.295	41.076	264.1	1:46.974
15	33.118	33.781	41.851	261.5	1:48.750	33	33.098	33.245	40.192	261.5	1:46.535
16	32.891	33.713	40.622	262.1	1:47.226	34	32.584	33.496	40.073	266.7	1:46.153
17	32.860	34.152	41.140	264.7	1:48.152	35	32.471	33.082	<u>39.916</u>	266.0	<u>1:45.469</u>
18	32.852	34.052	40.962	262.1	1:47.866	36	35.549	35.015	Pit In	266.0	2:06.767

27										Duqueine D08									
lap	Sect-1	Speed	Sect-2	Speed	Sect-3	Speed	TopSpeed	laptime	pit	lap	Sect-1	Speed	Sect-2	Speed	Sect-3	Speed	Topspeed	laptime	pit
1	Pit Out		40.142		43.467			2:03.805		22	31.716		32.534		38.894		262.8	1:43.144	
2	34.888		34.063		38.040		232.8	1:46.991		23	31.652		32.768		38.629		265.4	1:43.049	
3	33.138		32.285		37.029		262.1	1:42.452		24	32.275		32.647		39.459		265.4	1:44.381	
4	31.043		31.525		37.198		264.7	1:39.766		25	31.818		33.557		41.194		268.0	1:46.569	
5	<u>30.737</u>		<u>31.446</u>		<u>36.722</u>		266.0	<u>1:38.905</u>		26	32.611		33.706		39.433		261.5	1:45.750	
6	32.515		34.599		Pit In		268.0	1:51.985		27	31.696		42.686		40.250		266.0	1:54.632	
7	Pit Out		36.763		40.678			12:24.170		28	31.947		32.453		38.272		266.0	1:42.672	
8	33.019		33.745		40.745		262.8	1:47.509		29	32.156		32.815		38.280		265.4	1:43.251	
9	32.856		34.855		39.326		262.8	1:47.037		30	31.706		34.790		Pit In		266.0	1:55.480	
10	32.709		33.654		39.424		264.7	1:45.787		31	Pit Out		45.356		47.896		1:01:11.762		
11	32.981		33.732		39.436		268.0	1:46.149		32	37.751		36.931		41.827		250.0	1:56.509	
12	32.372		34.084		39.815		264.7	1:46.271		33	33.485		33.101		38.785		259.6	1:45.371	
13	32.463		33.929		39.250		258.4	1:45.642		34	31.387		32.350		39.066		267.3	1:42.803	
14	32.257		33.439		39.436		264.7	1:45.132		35	31.757		35.514		39.282		262.1	1:46.553	
15	32.352		33.467		39.245		264.7	1:45.064		36	31.687		32.349		38.107		266.7	1:42.143	
16	32.710		32.980		38.779		265.4	1:44.469		37	31.502		32.359		37.950		267.3	1:41.811	
17	32.737		33.170		Pit In		264.1	1:57.367		38	31.400		32.329		38.122		268.7	1:41.851	
18	Pit Out		42.693		46.319			50:14.321		39	31.478		32.429		38.222		267.3	1:42.129	
19	35.620		34.988		40.282		247.7	1:50.890		40	31.215		32.138		40.403		<u>269.3</u>	1:43.756	
20	32.909		32.727		40.109		260.2	1:45.745		41	32.967		36.654		40.615		260.9	1:50.236	
21	32.596		33.062		39.009		259.6	1:44.667		42	31.778		32.577		Pit In		267.3	1:56.600	

29										Ferrari 296 Challenge									
lap	Sect-1	Speed	Sect-2	Speed	Sect-3	Speed	TopSpeed	laptime	pit	lap	Sect-1	Speed	Sect-2	Speed	Sect-3	Speed	Topspeed	laptime	pit
1	Pit Out		45.835		Pit In			2:36.224		22	33.442		35.678		42.354		273.4	1:51.474	
2	Pit Out		40.431		45.280			4:07.384		23	33.980		34.540		41.309		267.3	1:49.829	
3	37.583		36.509		41.710		232.8	1:55.802		24	38.076		42.482		Pit In		226.9	2:19.898	
4	34.209		34.470		41.275		264.7	1:49.954		25	Pit Out		53.270		49.968			45:39.689	
5	33.300		39.669		Pit In		266.7	2:10.132		26	37.563		39.782		42.804		235.3	2:00.149	
6	Pit Out		50.398		52.538			15:59.399		27	33.768		34.713		41.274		271.4	1:49.755	
7	39.690		41.587		48.673		214.3	2:09.950		28	32.893		33.739		40.419		272.0	1:47.051	
8	37.628		39.472		48.499		255.3	2:05.599		29	34.189		36.138		41.986		<u>275.5</u>	1:52.313	
9	35.455		36.832		44.385		264.1	1:56.672		30	33.059		33.836		40.944		268.0	1:47.839	
10	34.723		36.281		43.613		265.4	1:54.617		31	33.243		33.870		40.574		272.7	1:47.687	
11	34.345		36.007		42.902		267.3	1:53.254		32	33.259		33.913		40.871		271.4	1:48.043	
12	35.786		35.857		42.061		269.3	1:53.704		33	39.820		40.715		Pit In		272.7	2:16.797	
13	33.745		35.350		42.160		270.7	1:51.255		34	Pit Out		38.528		44.837			46:11.954	



GEDLICH Tests - PORTIMAO

Test Day

14 - 15 December 2024

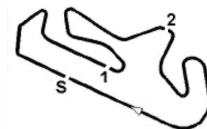
Laps and Sector Times - GEDLICH TEST - 14-12-2024 - I

Autodromo Internacional Algarve - 4652mtr.

14	40.200	45.429	Pit In	191.2	2:31.168	35	34.659	33.928	41.268	248.8	1:49.855
15	Pit Out	38.935	44.511		31:21.554	36	33.377	33.579	40.777	269.3	1:47.733
16	35.140	35.973	42.652	255.3	1:53.765	37	32.890	34.014	41.260	273.4	1:48.164
17	33.678	34.825	42.880	265.4	1:51.383	38	32.960	33.569	41.045	272.7	1:47.574
18	33.687	34.836	41.901	269.3	1:50.424	39	32.706	<u>33.442</u>	40.777	271.4	1:46.925
19	34.274	36.003	41.825	242.7	1:52.102	40	<u>32.597</u>	33.625	<u>40.348</u>	273.4	<u>1:46.570</u>
20	33.163	34.191	41.432	270.0	1:48.786	41	33.180				
21	34.774	34.746	42.363	220.0	1:51.883	42		37.984	Pit In	272.7	2:07.074

53										Porsche 992 GT3 Cup									
lap	Sect-1	Speed	Sect-2	Speed	Sect-3	Speed	TopSpeed	laptime	pit	lap	Sect-1	Speed	Sect-2	Speed	Sect-3	Speed	Topspeed	laptime	pit
1	Pit Out		46.936		Pit In			2:41.378		21	Pit Out		46.172		52.084			27:54.812	
2	Pit Out		42.164		46.455			4:03.760		22	34.499		34.712		41.315		259.6	1:50.526	
3	36.580		37.344		43.755		242.7	1:57.679		23	33.386		34.130		40.617		266.0	1:48.133	
4	37.479		35.775		42.191		252.9	1:55.445		24	33.648		33.989		40.722		267.3	1:48.359	
5	35.575		34.954		41.975		262.1	1:52.504		25	35.560		36.120		41.306		266.7	1:52.986	
6	34.307		35.168		Pit In		264.1	<u>1:57.623</u>		26	33.309		33.630		40.459		266.0	1:47.398	
7	Pit Out		36.033		43.196			4:06.782		27	33.037		<u>33.518</u>		<u>40.404</u>		267.3	<u>1:46.959</u>	
8	34.688		34.536		41.396		259.6	1:50.620		28	34.857		34.203		Pit In		<u>269.3</u>	1:56.462	
9	34.013		34.795		41.258		264.7	1:50.066		29	Pit Out		45.289		51.051			7:32.534	
10	33.751		34.230		41.070		263.4	1:49.051		30	34.570		34.076		40.780		238.9	1:49.426	
11	33.379		33.936		40.606		264.1	1:47.921		31	33.035		33.696		40.607		266.7	1:47.338	
12	33.392		34.851		41.307		264.1	1:49.550		32	33.361		33.576		Pit In		266.7	1:53.311	
13	33.739		34.586		Pit In		264.7	<u>1:59.319</u>		33	Pit Out		38.748		44.757			9:13.258	
14	Pit Out		48.244		49.670			55:18.448		34	39.319		36.159		41.272		191.8	1:56.750	
15	39.283		42.048		43.019		225.9	2:04.350		35	33.234		33.559		41.358		264.7	1:48.151	
16	33.797		34.556		40.621		262.1	1:48.974		36	33.008		34.077		40.497		265.4	1:47.582	
17	35.164		33.969		41.746		266.0	1:50.879		37	33.022		33.558		42.194		266.0	1:48.774	
18	33.853		33.892		40.507		259.0	1:48.252		38	33.531		38.191		42.315		257.8	1:54.037	
19	33.297		33.662		40.485		265.4	1:47.444		39	32.965		33.593		40.573		266.0	1:47.131	
20	34.187		38.634		Pit In		264.1	2:02.433		40	<u>32.947</u>		33.903		Pit In		266.0	1:54.032	

68										Ford Mustang GT3									
lap	Sect-1	Speed	Sect-2	Speed	Sect-3	Speed	TopSpeed	laptime	pit	lap	Sect-1	Speed	Sect-2	Speed	Sect-3	Speed	Topspeed	laptime	pit
1	Pit Out		36.058		41.625			1:53.733		45	32.298		32.909		39.320		267.3	1:44.527	
2	33.793		33.970		40.207		257.8	1:47.970		46	32.143		32.935		39.349		265.4	1:44.427	
3	33.034		33.409		39.559		259.6	1:46.002		47	31.988		32.867		39.238		267.3	1:44.093	
4	32.640		33.940		40.290		259.6	1:46.870		48	32.031		32.752		39.677		266.7	1:44.460	
5	32.506		32.996		39.438		261.5	1:44.940		49	32.044		33.364		Pit In		264.1	1:54.833	
6	32.464		33.204		39.376		260.2	1:45.044		50	Pit Out		33.731		39.830			13:00.461	
7	32.418		32.758		39.378		262.1	1:44.554		51	32.244		32.904		39.403		264.7	1:44.551	
8	32.271		33.001		39.090		262.1	1:44.362		52	32.473		32.817		<u>38.809</u>		266.7	1:44.099	
9	32.783		33.117		39.087		264.7	1:44.987		53	31.997		<u>32.499</u>		39.151		264.7	1:43.647	
10	32.498		32.753		39.419		262.8	1:44.670		54	32.583		32.900		42.010		261.5	1:47.493	
11	32.572		33.199		Pit In		261.5	1:54.311		55	32.044		32.580		39.053		262.8	1:43.677	
12	Pit Out		34.324		41.675			9:18.110		56	32.216		32.621		38.890		263.4	1:43.727	
13	34.429		34.174		40.196		262.8	1:48.799		57	32.431		32.705		39.187		263.4	1:44.323	
14	32.620		33.445		39.888		262.8	1:45.953		58	33.055		33.142		Pit In		262.8	1:52.924	
15	32.528		33.210		39.548		264.7	1:45.286		59	Pit Out		33.785		39.429			6:22.374	
16	32.470		33.042		39.794		263.4	1:45.306		60	32.367		32.931		39.103		264.7	1:44.401	



GEDLICH Tests - PORTIMAO

Test Day

14 - 15 December 2024

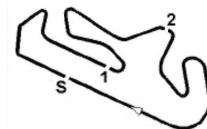
Laps and Sector Times - GEDLICH TEST - 14-12-2024 - I

Autodromo Internacional Algarve - 4652mtr.

17	32.031	32.960	39.289	264.7	1:44.280	61	6:52.087	33.666	39.194	266.7	8:04.947
18	31.995	32.774	39.390	264.7	1:44.159	62	32.171	32.830	39.089	265.4	1:44.090
19	32.493	33.371	39.570	265.4	1:45.434	63	32.007	33.221	39.155	265.4	1:44.383
20	38.494	43.105	Pit In	264.7	2:20.635	64	<u>31.748</u>	33.143	39.296	267.3	1:44.187
21	Pit Out	35.362	42.302		6:45.810	65	32.005	33.740	43.667	264.1	1:49.412
22	33.343	34.800	40.245	262.8	1:48.388	66	33.123	34.675	39.545	259.6	1:47.343
23	32.748	33.764	39.673	264.1	1:46.185	67	31.935	32.988	39.104	265.4	1:44.027
24	32.268	33.149	39.513	262.8	1:44.930	68	31.976	33.042	38.865	264.1	1:43.883
25	32.258	33.571	39.679	263.4	1:45.508	69	31.833	32.872	39.073	264.1	1:43.778
26	32.205	32.955	39.489	263.4	1:44.649	70	31.910	32.902	Pit In	266.0	1:50.802
27	32.235	32.877	39.206	263.4	1:44.318	71	Pit Out	33.167	39.228		6:28.908
28	32.130	32.945	39.324	262.1	1:44.399	72	32.422	32.895	39.147	264.7	1:44.464
29	32.215	36.015	39.753	263.4	1:47.983	73	32.147	33.156	38.938	264.7	1:44.241
30	32.427	36.278	40.054	262.8	1:48.759	74	32.022	32.680	38.858	264.7	<u>1:43.560</u>
31	32.662	33.294	39.291	260.9	1:45.247	75	31.850	32.893	41.351	<u>269.3</u>	1:46.094
32	33.359	33.699	Pit In	263.4	1:55.122	76	32.167	32.956	39.539	265.4	1:44.662
33	Pit Out	33.603	40.054		10:00.449	77	31.918	32.682	39.247	267.3	1:43.847
34	32.472	32.796	39.991	261.5	1:45.259	78	32.074	32.910	Pit In	266.7	1:51.331
35	32.130	32.835	39.257	265.4	1:44.222	79	Pit Out	33.644	40.440		11:08.436
36	31.985	33.045	39.274	266.7	1:44.304	80	33.406	33.148	41.581	264.7	1:48.135
37	32.155	32.825	39.835	265.4	1:44.815	81	32.711	33.274	39.981	262.1	1:45.966
38	32.283	32.927	39.487	260.9	1:44.697	82	32.160	33.227	39.290	260.2	1:44.677
39	32.173	32.891	39.327	262.8	1:44.391	83	32.346	33.016	39.339	266.0	1:44.701
40	32.363	32.778	Pit In	263.4	1:56.939	84	32.263	32.847	39.101	263.4	1:44.211
41	Pit Out	33.499	39.877		5:26.993	85	32.242	32.993	39.291	266.7	1:44.526
42	32.345	32.866	40.615	264.7	1:45.826	86	32.156	33.040	39.513	264.7	1:44.709
43	32.062	33.024	39.977	265.4	1:45.063	87	32.093	33.185	39.629	262.1	1:44.907
44	32.181	32.691	39.345	264.1	1:44.217	88	32.322	33.171	Pit In	264.1	1:55.307

70										Porsche GT2 RS Clubsport 25									
lap	Sect-1	Speed	Sect-2	Speed	Sect-3	Speed	TopSpeed	laptime	pit	lap	Sect-1	Speed	Sect-2	Speed	Sect-3	Speed	TopSpeed	laptime	pit
1	Pit Out		35.176		Pit In			1:59.532		11	Pit Out		36.974		42.011			1:49:50.462	
2	Pit Out		34.810		<u>40.554</u>			3:17.699		12	33.859		37.773		Pit In		274.1	2:03.705	
3	32.757		<u>33.678</u>		41.265		276.9	1:47.700		13	Pit Out		46.400		58.700			13:18.664	
4	33.916		34.376		40.959		277.6	1:49.251		14	42.555		44.507		Pit In		204.5	2:36.456	
5	32.714		33.954		40.665		<u>278.4</u>	<u>1:47.333</u>		15	Pit Out		42.918		52.093			4:15.382	
6	<u>32.545</u>		35.065		Pit In		277.6	2:02.037		16	41.245		42.758		53.939		216.0	2:17.942	
7	Pit Out		34.799		41.405			5:12.366		17	42.739		42.826		49.711		225.5	2:15.276	
8	33.249		33.830		41.014		273.4	1:48.093		18	38.208		40.188		48.813		247.1	2:07.209	
9	33.055		33.734		40.819		<u>278.4</u>	1:47.608		19	38.199		40.613		48.368		220.4	2:07.180	
10	33.281		33.680		Pit In		<u>278.4</u>	1:53.697		20	40.616		42.439		Pit In		260.2	2:31.929	

71										Nova NP02									
lap	Sect-1	Speed	Sect-2	Speed	Sect-3	Speed	TopSpeed	laptime	pit	lap	Sect-1	Speed	Sect-2	Speed	Sect-3	Speed	TopSpeed	laptime	pit
1	Pit Out		35.923		43.557			1:59.369		19	34.063		34.540		41.472		254.1	1:50.075	
2	35.436		34.591		41.778		250.6	1:51.805		20	33.449		34.543		<u>40.883</u>		254.1	1:48.875	
3	34.168		34.888		42.372		251.2	1:51.428		21	<u>33.413</u>		34.377		41.183		254.1	1:48.973	
4	34.371		35.748		42.745		250.6	1:52.864		22	33.596		34.452		41.089		253.5	1:49.137	
5	34.018		34.858		42.058		251.7	1:50.934		23	33.610		<u>34.055</u>		41.204		253.5	<u>1:48.869</u>	
6	33.714		35.033		42.307		251.2	1:51.054		24	33.443		34.742		41.159		254.7	1:49.344	



GEDLICH Tests - PORTIMAO

Test Day

14 - 15 December 2024

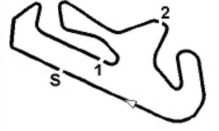
Laps and Sector Times - GEDLICH TEST - 14-12-2024 - I

Autodromo Internacional Algarve - 4652mtr.

7	34.356	36.334	43.744	249.4	1:54.434	25	34.145	35.135	Pit In	<u>255.9</u>	1:59.315
8	34.492	34.400	41.987	252.3	1:50.879	26	Pit Out	45.217	53.358		8:24.726
9	35.890	37.925	Pit In	252.9	<u>2:07.086</u>	27	36.173	35.583	42.557	247.1	1:54.313
10	Pit Out	42.450	51.935		15:35.058	28	34.702	34.773	41.343	252.3	1:50.818
11	38.042	37.345	46.504	244.3	2:01.891	29	34.419	34.965	41.679	253.5	1:51.063
12	35.844	36.670	42.723	248.8	1:55.237	30	34.694	34.377	41.253	252.3	1:50.324
13	35.576	36.033	43.375	253.5	1:54.984	31	34.395	34.292	41.986	254.1	1:50.673
14	35.075	35.918	44.040	252.3	1:55.033	32	34.704	34.709	42.061	254.1	1:51.474
15	35.749	36.016	43.094	251.7	1:54.859	33	37.919	39.442	43.791	252.9	2:01.152
16	36.036	36.382	44.408	252.3	1:56.826	34	34.911	34.787	41.631	251.7	1:51.329
17	35.565	35.473	Pit In	250.0	<u>2:07.976</u>	35	34.716	36.824	43.811	252.9	1:55.351
18	Pit Out	36.560	42.907		30:10.501	36	36.117	36.589	Pit In	243.8	<u>2:08.676</u>

79									Lamborghini Huracán Super Trofeo Evo 2										
lap	Sect-1	Speed	Sect-2	Speed	Sect-3	Speed	TopSpeed	laptime	pit	lap	Sect-1	Speed	Sect-2	Speed	Sect-3	Speed	Topspeed	laptime	pit
1	Pit Out		34.881		41.677			<u>1:52.213</u>		21	32.817		32.865		40.584		265.4	1:46.266	
2	33.418		36.260		46.028		271.4	1:55.706		22	32.315		32.916		40.867		274.1	1:46.098	
3	32.820		34.070		41.675		271.4	1:48.565		23	36.954		37.748		Pit In		273.4	<u>2:10.514</u>	
4	32.829		34.124		41.850		272.7	1:48.803		24	Pit Out		35.443		41.679			<u>7:26.207</u>	
5	33.533		33.870		40.764		270.0	1:48.167		25	32.241		33.050		40.435		272.0	1:45.726	
6	32.698		33.468		Pit In		272.0	<u>2:02.170</u>		26	32.952		32.787		40.962		274.1	1:46.701	
7	Pit Out		35.802		41.282			<u>33:32.835</u>		27	32.090		32.848		40.829		273.4	1:45.767	
8	33.436		32.995		41.385		270.7	1:47.816		28	31.985		32.748		40.205		274.1	1:44.938	
9	35.948		34.505		Pit In		270.0	<u>2:07.796</u>		29	31.959		32.893		40.095		273.4	1:44.947	
10	Pit Out		33.545		59.476			<u>6:35.206</u>		30	32.066		32.743		40.631		274.1	1:45.440	
11	35.124		34.214		Pit In		236.8	<u>2:04.742</u>		31	34.218		37.322		Pit In		273.4	<u>2:12.687</u>	
12	Pit Out		33.741		42.033			<u>13:50.025</u>		32	Pit Out		33.620		40.942			<u>1:22:12.568</u>	
13	32.475		33.228		41.279		271.4	1:46.982		33	32.981		33.060		40.598		274.1	1:46.639	
14	33.219		33.187		40.556		275.5	1:46.962		34	32.224		33.433		40.763		274.8	1:46.420	
15	32.200		32.628		43.098		272.7	1:47.926		35	32.302		32.784		40.382		274.8	1:45.468	
16	32.480		32.786		41.262		271.4	1:46.528		36	32.049		32.896		40.240		275.5	1:45.185	
17	32.027		32.722		40.802		272.0	1:45.551		37	<u>31.876</u>		32.822		40.451		<u>276.2</u>	1:45.149	
18	32.510		33.068		Pit In		272.7	<u>2:03.701</u>		38	32.126		<u>32.594</u>		40.156		275.5	<u>1:44.876</u>	
19	Pit Out		32.895		42.991			<u>6:59.180</u>		39	32.342		32.650		<u>40.021</u>		<u>276.2</u>	1:45.013	
20	32.284		33.147		48.906		272.7	1:54.337		40	36.184		41.425		Pit In		<u>276.2</u>	<u>2:15.618</u>	

95									Mercedes-AMG GT3										
lap	Sect-1	Speed	Sect-2	Speed	Sect-3	Speed	TopSpeed	laptime	pit	lap	Sect-1	Speed	Sect-2	Speed	Sect-3	Speed	Topspeed	laptime	pit
1	Pit Out		34.405		38.815			1:49.956		40	Pit Out		41.649		Pit In			16:44.146	
2	31.466		31.899		38.053		259.0	1:41.418		41	Pit Out		33.366		38.233			11:17.282	
3	32.803		31.846		38.220		259.6	1:42.869		42	33.365		32.258		38.103		261.5	1:43.726	
4	31.349		<u>31.712</u>		38.079		258.4	1:41.140		43	31.477		32.387		37.923		260.9	1:41.787	
5	31.505		31.874		39.682		259.6	1:43.061		44	31.290		31.968		38.012		260.2	1:41.270	
6	31.503		32.031		Pit In		257.1	<u>1:52.096</u>		45	<u>31.201</u>		32.061		37.947		261.5	1:41.209	
7	Pit Out		35.495		39.269			<u>12:53.863</u>		46	31.287		32.005		<u>37.819</u>		261.5	1:41.111	
8	31.324		31.872		38.089		258.4	1:41.285		47	31.274		32.532		Pit In		262.8	1:49.885	
9	31.296		31.861		37.840		259.6	<u>1:40.997</u>		48	Pit Out		33.090		39.346			11:48.798	
10	31.279		31.840		38.218		260.9	1:41.337		49	31.855		32.669		38.859		258.4	1:43.383	
11	32.099		34.883		Pit In		259.6	1:52.948		50	31.913		32.759		39.008		260.2	1:43.680	
12	Pit Out		33.021		38.743			<u>19:13.956</u>		51	31.887		32.476		39.067		260.9	1:43.430	



GEDLICH Tests - PORTIMAO

Test Day

14 - 15 December 2024

Laps and Sector Times - GEDLICH TEST - 14-12-2024 - I

Autodromo Internacional Algarve - 4652mtr.

13	32.061	32.639	39.701	259.0	1:44.401	52	32.100	32.774	38.939	260.9	1:43.813
14	31.676	32.503	38.545	259.0	1:42.724	53	31.816	32.360	38.984	260.2	1:43.160
15	31.651	32.211	39.038	258.4	1:42.900	54	31.909	32.570	38.878	261.5	1:43.357
16	31.665	32.274	38.353	258.4	1:42.292	55	33.287	32.822	39.124	262.1	1:45.233
17	31.569	32.290	38.302	259.6	1:42.161	56	31.657	32.471	38.728	260.9	1:42.856
18	31.443	32.176	38.310	260.2	1:41.929	57	31.637	32.344	39.116	261.5	1:43.097
19	31.460	32.321	Pit In	259.6	1:50.434	58	32.536	32.619	38.814	259.0	1:43.969
20	Pit Out	33.247	40.227		8:47.105	59	31.954	32.463	Pit In	259.0	1:50.535
21	31.567	32.222	38.365	258.4	1:42.154	60	Pit Out	32.832	38.623		4:58.501
22	31.420	32.010	38.335	260.2	1:41.765	61	31.743	32.222	38.496	260.2	1:42.461
23	31.467	32.202	38.386	259.6	1:42.055	62	31.732	32.114	38.383	260.2	1:42.229
24	31.575	32.394	38.444	261.5	1:42.413	63	31.637	32.045	38.450	260.2	1:42.132
25	31.561	32.177	39.047	260.9	1:42.785	64	31.626	32.239	38.393	262.1	1:42.258
26	31.685	32.322	38.445	258.4	1:42.452	65	32.658	32.250	38.525	<u>263.4</u>	1:43.433
27	31.471	33.092	38.594	259.6	1:43.157	66	31.645	32.172	38.403	260.9	1:42.220
28	31.538	32.362	38.458	260.9	1:42.358	67	31.807	32.330	38.957	262.1	1:43.094
29	31.626	32.180	38.321	259.0	1:42.127	68	31.714	32.350	38.944	262.1	1:43.008
30	31.620	32.419	38.355	260.2	1:42.394	69	31.681	32.343	38.537	260.9	1:42.561
31	32.419	32.375	Pit In	260.2	1:51.655	70	31.734	32.454	38.670	260.9	1:42.858
32	Pit Out	33.856	40.512		11:33.220	71	31.852	32.280	Pit In	261.5	1:49.400
33	32.928	33.091	39.799	255.3	1:45.818	72	Pit Out	32.612	38.854		3:43.645
34	32.696	32.880	39.581	257.1	1:45.157	73	31.793	32.204	38.421	260.9	1:42.418
35	32.512	32.729	39.525	257.8	1:44.766	74	31.688	32.171	38.456	261.5	1:42.315
36	32.394	32.560	39.288	257.8	1:44.242	75	31.711	32.143	38.614	261.5	1:42.468
37	32.299	32.649	39.340	259.0	1:44.288	76	31.749	32.329	38.798	261.5	1:42.876
38	32.273	33.192	39.558	259.0	1:45.023	77	31.634	32.813	38.704	<u>263.4</u>	1:43.151
39	32.281	32.930	Pit In	258.4	1:51.497	78	32.724	33.016	Pit In	262.8	1:51.650

96		Mercedes-AMG GT3																	
lap	Sect-1	Speed	Sect-2	Speed	Sect-3	Speed	TopSpeed	laptime	pit	lap	Sect-1	Speed	Sect-2	Speed	Sect-3	Speed	TopSpeed	laptime	pit
1	Pit Out		35.917		41.447			1:54.266		24	32.874		33.626		39.840		258.4	1:46.340	
2		33.328	34.236		39.893		259.0	1:47.457		25	32.919		34.144		39.870		262.8	1:46.933	
3		32.743	33.657		39.697		260.9	1:46.097		26	32.467		33.893		39.086		260.9	1:45.446	
4		32.531	33.287		40.051		261.5	1:45.869		27	32.924		33.618		Pit In		262.8	1:54.554	
5		32.769	33.052		39.244		255.3	1:45.065		28	Pit Out		34.510		39.888			8:31.638	
6		32.097	33.106		39.234		261.5	1:44.437		29	31.944		32.513		38.919		261.5	1:43.376	
7		32.189	32.726		Pit In		262.1	1:52.395		30	31.974		39.015		39.841		264.1	1:50.830	
8	Pit Out		37.208		42.468			13:13.585		31	31.720		<u>32.160</u>		<u>38.438</u>		262.1	<u>1:42.318</u>	
9		34.380	35.204		40.272		255.3	1:49.856		32	<u>31.696</u>		33.404		Pit In		262.8	1:53.856	
10		33.294	34.212		40.504		255.9	1:48.010		33	Pit Out		34.117		39.627			16:27.806	
11		33.131	37.740		40.548		258.4	1:51.419		34	32.756		1:21.804		Pit In		261.5	2:49.764	
12		33.362	33.790		Pit In		259.0	1:56.683		35	Pit Out		35.261		39.981			37:16.933	
13	Pit Out		35.393		40.045			12:24.106		36	32.494		33.823		38.996		262.1	1:45.313	
14		32.218	32.734		39.196		259.0	1:44.148		37	34.474		33.561		38.980		<u>265.4</u>	1:47.015	
15		32.179	34.818		42.225		260.9	1:49.222		38	32.332		33.227		38.824		<u>265.4</u>	1:44.383	
16		32.358	32.708		38.828		257.8	1:43.894		39	31.909		32.959		38.713		264.7	1:43.581	
17		31.969	32.647		39.040		262.1	1:43.656		40	31.974		32.648		Pit In		264.7	1:51.009	
18		33.125	32.882		39.495		262.1	1:45.502		41	Pit Out		35.084		41.146			8:32.918	
19		32.221	32.615		Pit In		263.4	1:50.927		42	32.931		33.802		39.921		259.6	1:46.654	
20	Pit Out		34.759		40.332			15:29.813		43	32.834		33.702		55.017		263.4	2:01.553	



GEDLICH Tests - PORTIMAO

Test Day

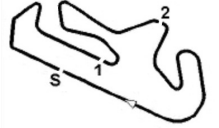
14 - 15 December 2024

Laps and Sector Times - GEDLICH TEST - 14-12-2024 - I

Autodromo Internacional Algarve - 4652mtr.

21	32.687	33.307	40.255	260.2	1:46.249	44	34.560	34.002	39.867	244.9	1:48.429
22	32.686	33.602	39.578	259.0	1:45.866	45	33.024	33.745	Pit In	263.4	2:19.531
23	32.979	33.339	41.436	261.5	1:47.754	46					

98										Ligier JSP325											
lap	Sect-1	Speed	Sect-2	Speed	Sect-3	Speed	TopSpeed	laptime	pit	lap	Sect-1	Speed	Sect-2	Speed	Sect-3	Speed	Topspeed	laptime	pit		
1	Pit Out		45.431		51.150			2:22.428		43	32.236		33.071		39.069		265.4	1:44.376			
2	39.398		39.845		43.653		229.8	2:02.896		44	33.059		33.213		39.411		262.8	1:45.683			
3	36.102		35.985		42.466		251.7	1:54.553		45	32.522		32.700		38.910		258.4	1:44.132			
4	34.466		34.738		40.692		252.3	1:49.896		46	32.906		33.024		Pit In		264.1	1:52.550			
5	33.288		33.877		40.098		259.0	1:47.263		47	Pit Out		37.895		42.190			7:39.482			
6	32.799		33.298		39.377		261.5	1:45.474		48	33.526		33.447		38.125		257.8	1:45.098			
7	32.424		33.311		39.211		262.1	1:44.946		49	31.548		32.190		37.644		266.0	1:41.382			
8	32.353		33.740		Pit In		262.8	1:53.424		50	31.426		32.069		37.786		267.3	1:41.281			
9	Pit Out		33.791		39.133			6:13.680		51	33.143		33.544		Pit In		269.3	1:53.429			
10	32.140		34.015		38.926		262.8	1:45.081		52	Pit Out		33.265		38.408			9:57.254			
11	33.465		34.030		38.910		264.1	1:46.405		53	31.726		32.507		38.426		265.4	1:42.659			
12	32.384		32.760		38.713		262.1	1:43.857		54	33.494		35.271		38.822		266.0	1:47.587			
13	31.780		32.578		38.403		264.1	1:42.761		55	31.739		32.360		38.510		265.4	1:42.609			
14	34.044		34.801		Pit In		261.5	1:55.824		56	31.771		32.235		37.999		265.4	1:42.005			
15	Pit Out		37.033		40.862			5:59.371		57	17:03.802		36.297		41.410		264.7	18:21.509			
16	32.168		32.850		38.069		260.2	1:43.087		58	32.951		33.871		39.510		261.5	1:46.332			
17	31.319		32.388		37.821		264.1	1:41.528		59	31.941		32.716		38.449		265.4	1:43.106			
18	31.355		32.140		38.037		264.7	1:41.532		60	32.442		32.366		38.762		268.7	1:43.570			
19	31.257		32.051		37.501		265.4	1:40.809		61	33.131		34.124		38.366		267.3	1:45.621			
20	31.060		31.863		37.664		266.0	1:40.587		62	31.548		32.849		38.001		265.4	1:42.398			
21	31.186		33.113		Pit In		266.7	1:59.766		63	31.785		32.878		Pit In		268.7	1:53.025			
22	Pit Out		33.579		37.806			7:33.134		64	Pit Out		33.181		38.039			5:45.316			
23	31.033		32.315		37.445		264.1	1:40.793		65	31.356		31.816		37.598		265.4	1:40.770			
24	31.030		31.651		37.398		264.7	1:40.079		66	31.512		31.923		37.443		268.7	1:40.878			
25	31.246		31.771		38.226		265.4	1:41.243		67	31.084		31.774		38.006		269.3	1:40.864			
26	31.209		31.551		37.904		264.1	1:40.664		68	30.783		31.656		37.352		266.0	1:39.791			
27	30.959		31.759		Pit In		266.0	1:49.106		69	30.777		31.393		37.232		269.3	1:39.402			
28	Pit Out		34.359		40.032			7:50.836		70	31.968		33.259		Pit In		271.4	1:49.711			
29	32.792		32.845		38.979		261.5	1:44.616		71	Pit Out		33.119		38.787			8:15.324			
30	31.712		32.366		38.290		264.1	1:42.368		72	31.536		32.134		37.690		266.0	1:41.360			
31	31.406		32.045		37.754		265.4	1:41.205		73	30.971		32.749		Pit In		268.0	2:32.943			
32	31.157		31.801		37.493		266.0	1:40.451		74	Pit Out		32.770		38.210			4:55.854			
33	31.003		32.567		Pit In		267.3	1:48.316		75	31.031		31.817		37.270		266.0	1:40.118			
34	Pit Out		32.284		38.556			4:57.865		76	30.804		31.686		37.205		<u>272.0</u>	1:39.695			
35	31.770		31.951		37.689		265.4	1:41.410		77	30.840		31.570		Pit In		270.7	1:51.143			
36	31.158		31.769		37.389		266.7	1:40.316		78	Pit Out		33.672		39.052			5:26.098			
37	30.920		31.949		37.495		268.0	1:40.364		79	31.436		31.657		37.460		266.0	1:40.553			
38	31.070		31.758		37.551		269.3	1:40.379		80	31.180		31.768		37.970		267.3	1:40.918			
39	30.799		31.654		37.998		268.7	1:40.451		81	31.130		32.532		37.255		268.0	1:40.917			
40	31.186		31.716		Pit In		262.8	1:46.942		82	30.888		31.704		<u>37.135</u>		268.0	1:39.727			
41	Pit Out		34.845		40.320			8:23.458		83	30.820		<u>31.385</u>		37.136		268.7	<u>1:39.341</u>			
42	32.278		32.804		40.298		264.1	1:45.380		84	<u>30.696</u>		31.465		Pit In		269.3	1:46.605			



GEDLICH Tests - PORTIMAO

Test Day

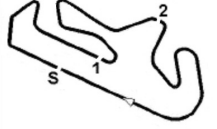
14 - 15 December 2024

Laps and Sector Times - GEDLICH TEST - 14-12-2024 - I

Autodromo Internacional Algarve - 4652mtr.

147										Porsche 992 GT3 Cup									
lap	Sect-1	Speed	Sect-2	Speed	Sect-3	Speed	TopSpeed	laptime	pit	lap	Sect-1	Speed	Sect-2	Speed	Sect-3	Speed	Topspeed	laptime	pit
1	Pit Out		44.834		48.294			2:19.110		19	34.090		34.611		41.404		262.1	1:50.105	
2	38.711		39.616		43.409		215.6	2:01.736		20	33.347		33.833		41.291		264.7	1:48.471	
3	35.883		36.333		42.745		242.2	1:54.961		21	33.081		33.562		40.101		262.1	1:46.744	
4	35.524		35.131		41.432		255.9	1:52.087		22	33.154		35.446		44.387		265.4	1:52.987	
5	34.192		34.667		41.256		262.8	1:50.115		23	32.891		33.611		40.132		267.3	1:46.634	
6	34.180		34.524		43.119		262.8	1:51.823		24	33.170		34.844		Pit In		266.7	2:00.523	
7	33.931		34.519		41.080		262.1	1:49.530		25	Pit Out		36.665		41.385			42:43.541	
8	34.141		34.329		Pit In		262.8	2:03.532		26	33.852		34.007		40.313		264.1	1:48.172	
9	Pit Out		36.927		41.632			4:58.746		27	33.199		33.912		40.197		266.0	1:47.308	
10	34.414		34.944		41.046		262.8	1:50.404		28	33.279		33.911		40.260		267.3	1:47.450	
11	33.745		34.353		40.668		263.4	1:48.766		29	32.789		33.533		40.141		268.0	1:46.463	
12	33.607		33.926		40.418		264.7	1:47.951		30	32.755		33.582		40.059		267.3	1:46.396	
13	33.522		34.394		40.972		265.4	1:48.888		31	32.826		33.576		43.625		268.0	1:50.027	
14	33.271		33.995		40.453		264.7	1:47.719		32	33.003		33.585		40.220		268.0	1:46.808	
15	33.100		33.627		40.610		264.7	1:47.337		33	32.789		33.428		39.948		268.0	1:46.165	
16	33.329		33.924		Pit In		264.1	1:59.573		34	32.811		33.437		39.914		268.0	1:46.162	
17	Pit Out		42.983		45.764			58:24.675		35	32.919		33.627		40.410		268.7	1:46.956	
18	40.103		39.533		41.823		227.4	2:01.459		36	32.989		34.782		Pit In		267.3	1:59.016	

698										Ferrari 296 Challenge									
lap	Sect-1	Speed	Sect-2	Speed	Sect-3	Speed	TopSpeed	laptime	pit	lap	Sect-1	Speed	Sect-2	Speed	Sect-3	Speed	Topspeed	laptime	pit
1	Pit Out		40.245		43.625			2:04.756		30	32.975		33.079		40.765		274.1	1:46.819	
2	35.739		34.849		41.543		267.3	1:52.131		31	32.906		33.145		40.400			1:46.451	
3	32.572		32.913		39.983		271.4	1:45.468		32	33.044		33.276		Pit In		273.4	1:58.794	
4	32.004		32.250		39.644		274.1	1:43.898		33	Pit Out		34.571		41.051			3:39.528	
5					40.993		274.1	1:46.782		34	32.891		33.511		40.749			1:47.151	
6	31.898		32.463		Pit In		274.1	2:08.174		35	32.644		32.867		40.376		274.1	1:45.887	
7	Pit Out		33.702		40.582			5:16.298		36	32.593		33.129		40.453		274.8	1:46.175	
8	32.459		32.734		40.003		272.7	1:45.196		37	32.624		36.968		Pit In		276.2	2:02.116	
9	32.531		33.471		Pit In		272.0	2:01.806		38	Pit Out		34.800		41.503			14:11.114	
10	Pit Out		38.310		45.004			5:24.738		39	32.580		32.359		39.945		274.1	1:44.884	
11	35.215		35.089		43.494			1:53.798		40	37.832		36.818		Pit In		275.5	2:11.338	
12	34.526		34.690		41.930			1:51.146		41	Pit Out		33.259		40.258			6:47.864	
13	34.090		34.822		41.863			1:50.775		42	31.876		32.354		39.733			1:43.963	
14	34.835		34.670		41.740		241.6	1:51.245		43	31.989		32.143		39.555		275.5	1:43.687	
15	33.792		34.540		41.306			1:49.638		44	31.766		32.167		39.597		277.6	1:43.530	
16	33.802		34.123		Pit In			1:59.525		45	34.273		36.109		Pit In		275.5	2:02.466	
17	Pit Out		41.621		48.728			27:57.833		46	Pit Out		34.449		41.919			12:51.474	
18	35.872		37.557		42.982		259.6	1:56.411		47	32.906		34.011		41.311		272.7	1:48.228	
19	34.286		34.636		41.946			1:50.868		48	32.845		34.010		43.121			1:49.976	
20	33.820		34.230		41.587		268.0	1:49.637		49	32.931		33.329		40.910		277.6	1:47.170	
21	33.624		34.052		41.559			1:49.235		50	33.969		33.614		40.808		276.2	1:48.391	
22	33.510		33.897		41.162		270.7	1:48.569		51	32.671		35.164		42.025		276.2	1:49.860	
23	36.000		38.914		Pit In		271.4	2:08.300		52	32.755		33.065		40.822			1:46.642	
24	Pit Out		42.318		48.267			22:39.849		53	32.522		32.856		40.728			1:46.106	
25	36.650		35.868		42.705		238.9	1:55.223		54	32.596		33.217		40.646		275.5	1:46.459	
26	34.987		33.973		40.913			1:49.873		55	34.775		33.364		40.520		276.2	1:48.659	
27	32.890		32.990		40.180			1:46.060		56	32.754		33.033		41.004		276.2	1:46.791	



GEDLICH Tests - PORTIMAO

Test Day

14 - 15 December 2024

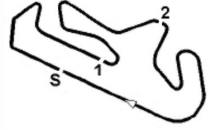
Laps and Sector Times - GEDLICH TEST - 14-12-2024 - I

Autodromo Internacional Algarve - 4652mtr.

28	32.662	33.069	40.200	1:45.931	57	32.670	33.039	40.392	1:46.101
29	33.952	33.510	41.168	274.1 1:48.630	58	34.994	40.218	Pit In	<u>278.4</u> 2:11.845

700										Ford Mustang GT3									
lap	Sect-1	Speed	Sect-2	Speed	Sect-3	Speed	TopSpeed	laptime	pit	lap	Sect-1	Speed	Sect-2	Speed	Sect-3	Speed	Topspeed	laptime	pit
1	Pit Out		40.701		45.303			2:07.505		30	33.325		33.467		39.551		262.1	1:46.343	
2	36.158		35.312		40.829		243.2	1:52.299		31	32.288		32.784		38.877		263.4	1:43.949	
3	33.875		33.726		40.241		259.6	1:47.842		32	31.989		32.378		38.637		265.4	1:43.004	
4	32.818		33.417		39.489		260.2	1:45.724		33	31.670		32.303		41.051		266.0	1:45.024	
5	32.731		32.870		39.372		262.8	1:44.973		34	32.457		32.438		38.775		257.1	1:43.670	
6	32.261		32.740		39.497		262.8	1:44.498		35	31.919		32.471		39.579		266.0	1:43.969	
7	32.015		32.447		39.149		262.8	1:43.611		36	31.680		32.073		38.804		263.4	1:42.557	
8	32.157		32.439		38.838		265.4	1:43.434		37	31.666		32.252		38.703		265.4	1:42.621	
9	32.016		32.354		38.654		265.4	1:43.024		38	31.806		32.415		38.704		265.4	1:42.925	
10	31.937		32.431		Pit In		266.0	1:51.911		39	31.714		32.095		38.752		266.7	1:42.561	
11	Pit Out		32.951		39.091			6:52.910		40	31.895		32.437		Pit In		264.7	1:52.920	
12	32.197		32.651		38.918		264.1	1:43.766		41	Pit Out		35.082		41.567			12:53.746	
13	31.871		32.555		41.281		265.4	1:45.707		42	32.064		32.535		38.801		263.4	1:43.400	
14	32.357		32.682		39.454		258.4	1:44.493		43	31.963		32.295		38.784		264.7	1:43.042	
15	31.862		32.568		38.853		265.4	1:43.283		44	31.573		33.997		39.091		266.7	1:44.661	
16	31.948		32.916		Pit In		265.4	1:52.934		45	31.838		32.440		38.785		265.4	1:43.063	
17	Pit Out		33.430		40.186			14:51.447		46	31.681		32.333		38.613		266.0	1:42.627	
18	33.472		32.892		38.986		255.3	1:45.350		47	31.737		32.328		38.762		266.7	1:42.827	
19	32.318		32.846		38.951		262.1	1:44.115		48	31.960		32.336		38.711		266.0	1:43.007	
20	32.914		32.748		38.954		266.0	1:44.616		49	8:00.484		38.583		43.628		257.8	9:22.695	
21	31.856		32.667		Pit In		265.4	1:51.935		50	34.013		34.463		40.738		258.4	1:49.214	
22	Pit Out		48.085		Pit In			17:00.728		51	32.638		33.277		39.060		260.9	1:44.975	
23	Pit Out		35.445		40.594			7:29.694		52	32.046		32.827		39.636		265.4	1:44.509	
24	32.869		33.679		38.753		262.1	1:45.301		53	33.750		32.823		38.922		265.4	1:45.495	
25	31.599		32.299		38.568		266.0	1:42.466		54	31.897		32.545		38.727		265.4	1:43.169	
26	31.766		32.262		38.521		266.7	1:42.549		55	31.854		32.820		39.108		<u>268.7</u>	1:43.782	
27	31.534		<u>31.990</u>		<u>38.441</u>		265.4	<u>1:41.965</u>		56	31.702		32.382		39.065		<u>266.7</u>	1:43.149	
28	31.619		32.301		Pit In		267.3	1:51.866		57	<u>31.462</u>						<u>268.7</u>	1:49.527	
29	Pit Out		37.075		43.003			15:39.825		58									

702										Porsche 992 GT3 Cup									
lap	Sect-1	Speed	Sect-2	Speed	Sect-3	Speed	TopSpeed	laptime	pit	lap	Sect-1	Speed	Sect-2	Speed	Sect-3	Speed	Topspeed	laptime	pit
1	Pit Out		40.201		44.795			2:06.664		23	6:06.814		39.664		44.567		261.5	7:31.045	
2	36.551		34.548		40.443		182.1	1:51.542		24	33.817		33.870		41.499		262.1	1:49.186	
3	32.677		33.239		39.875		262.1	1:45.791		25	34.353		35.549		42.177		261.5	1:52.079	
4	<u>32.374</u>		33.423		39.656		264.1	1:45.453		26	32.932		33.633		40.915		263.4	1:47.480	
5	32.494		33.112		39.673		264.7	1:45.279		27	32.815		33.763		40.585		264.1	1:47.163	
6	32.781		33.163		<u>39.618</u>		263.4	1:45.562		28	35.203		36.807		41.354		<u>266.0</u>	1:53.364	
7	32.488		<u>32.795</u>		39.804		264.1	<u>1:45.087</u>		29	32.956		33.683		40.612		262.1	1:47.251	
8	32.413		32.846		Pit In		264.1	1:51.832		30	32.647		33.952		40.699		265.4	1:47.298	
9	Pit Out		37.667		42.826			9:36.689		31	32.959		33.521		40.657		264.1	1:47.137	
10	34.098		35.008		42.884		257.8	1:51.990		32	34.422		34.775		Pit In		265.4	1:58.774	
11	33.627		34.051		41.436		259.0	1:49.114		33	Pit Out		43.377		49.763			48:11.809	
12	33.277		33.659		41.745		264.1	1:48.681		34	41.787		37.841		42.450		161.0	2:02.078	
13	33.209		33.933		40.717		262.1	1:47.859		35	33.310		33.816		40.684		261.5	1:47.810	



GEDLICH Tests - PORTIMAO

Test Day

14 - 15 December 2024

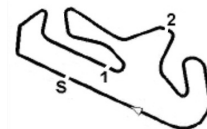
Laps and Sector Times - GEDLICH TEST - 14-12-2024 - I

Autodromo Internacional Algarve - 4652mtr.

14	33.907	34.026	40.913	264.1	1:48.846	36	32.863	33.546	40.457	264.1	1:46.866
15	32.940	33.350	42.000	262.8	1:48.290	37	32.620	33.610	42.169	265.4	1:48.399
16	33.543	33.680	Pit In	261.5	1:57.195	38	33.075	33.982	41.071	261.5	1:48.128
17	Pit Out	38.193	44.283		9:56.799	39	33.310	33.878	43.733	265.4	1:50.921
18	35.231	35.678	41.346	262.1	1:52.255	40	33.075	34.061	40.971	263.4	1:48.107
19	33.299	33.841	Pit In	263.4	1:58.318	41	33.125	34.503	40.842	265.4	1:48.470
20	Pit Out	40.388	44.492		1:08:43.891	42	32.816	33.223	40.566	264.7	1:46.605
21	34.417	34.640	42.800	253.5	1:51.857	43	32.674	33.919	40.449	265.4	1:47.042
22	33.467	34.149	41.348	259.0	1:48.964	44	41.486	37.155	Pit In	190.5	2:10.381

703								Ginetta G61-LT-P3 Evo											
lap	Sect-1	Speed	Sect-2	Speed	Sect-3	Speed	TopSpeed	laptime	pit	lap	Sect-1	Speed	Sect-2	Speed	Sect-3	Speed	Topspeed	laptime	pit
1	Pit Out		43.417		47.163			2:12.055		28	32.128		33.076		Pit In		270.7	1:54.178	
2	39.669		38.944		42.386		225.5	2:00.999		29	Pit Out		35.859		40.403			26:51.793	
3	35.381		35.165		40.029		236.8	1:50.575		30	32.136		32.758		38.723		263.4	1:43.617	
4	32.582		33.256		39.889		262.8	1:45.727		31	31.501		31.778		37.379		268.7	1:40.658	
5	32.921		33.159		39.320		254.1	1:45.400		32	30.769		31.778		<u>37.070</u>		270.7	1:39.617	
6	40.632		46.053		Pit In		241.1	2:22.080		33	<u>30.522</u>		<u>31.491</u>		37.301		273.4	<u>1:39.314</u>	
7	Pit Out		33.173		38.809			19:48.215		34	30.801		31.690		Pit In		272.7	1:47.966	
8	31.704		32.660		38.023		266.0	1:42.387		35	Pit Out		32.796		37.889			1:18:02.655	
9	31.639		32.562		38.582		270.0	1:42.783		36	31.194		31.758		37.589		268.0	1:40.541	
10	31.334		32.222		38.201		268.0	1:41.757		37	32.229		32.176		37.930		272.0	1:42.335	
11	31.943		32.747		39.591		268.7	1:44.281		38	30.784		31.688		37.206		274.1	1:39.678	
12	31.477		33.184		38.022		270.0	1:42.683		39	30.620		32.287		Pit In		<u>274.8</u>	1:49.619	
13	31.452		32.273		Pit In		271.4	2:07.306		40	Pit Out		39.288		41.057			5:41.251	
14	Pit Out		40.414		45.642			15:32.644		41	32.102		33.147		39.227		270.7	1:44.476	
15	34.482		34.962		40.603		255.3	1:50.047		42	32.009		32.871		38.866		270.0	1:43.746	
16	32.884		33.550		39.998		257.8	1:46.432		43	32.047		32.543		39.002		270.7	1:43.592	
17	44.234		47.268		Pit In		263.4	2:32.473		44	31.562		32.608		38.891		272.0	1:43.061	
18	Pit Out		35.624		40.321			5:59.215		45	31.673		32.575		38.775		271.4	1:43.023	
19	32.610		33.307		39.790		264.7	1:45.707		46	31.759		32.517		38.771		272.0	1:43.047	
20	32.247		33.909		40.118		266.0	1:46.274		47	31.480		32.681		39.030		272.7	1:43.191	
21	32.667		33.619		39.455		266.7	1:45.741		48	33.613		33.093		39.078		274.1	1:45.784	
22	33.437		33.317		39.669		268.0	1:46.423		49	31.740		33.563		39.353		272.0	1:44.656	
23	32.144		33.149		39.514		267.3	1:44.807		50	31.853		32.462		38.379		271.4	1:42.694	
24	31.999		33.254		39.119		267.3	1:44.372		51	41.379		33.200		42.056		272.0	1:56.635	
25	32.371		32.860		38.844		268.0	1:44.075		52	31.701		32.205		38.898		270.7	1:42.804	
26	31.830		32.775		39.290		269.3	1:43.895		53	31.617		32.311		38.579		271.4	1:42.507	
27	31.890		32.743		39.144		269.3	1:43.777		54	31.540		32.544		Pit In		272.0	1:59.852	

704								Radical SR3											
lap	Sect-1	Speed	Sect-2	Speed	Sect-3	Speed	TopSpeed	laptime	pit	lap	Sect-1	Speed	Sect-2	Speed	Sect-3	Speed	Topspeed	laptime	pit
1	Pit Out		46.361		50.951			2:23.860		19	36.040		36.923		45.617		217.3	1:58.580	
2	42.221		39.759		45.334		191.2	2:07.314		20							30.3	12:34.291	
3	37.887		37.717		43.182		212.6	1:58.786		21	Pit Out		37.678		43.819			21:13.009	
4	36.775		38.807		42.996		215.6	1:58.578		22	37.369		37.048		43.183		215.6	1:57.600	
5	41.742		41.028		Pit In		183.4	2:21.849		23	36.538		36.700		43.412		216.9	1:56.650	
6	Pit Out		42.477		47.527			20:01.988		24	36.337		36.267		43.651		<u>219.1</u>	1:56.255	
7	38.697		38.091		45.433		211.4	2:02.221		25	36.429		37.139		42.606		216.4	1:56.174	
8	39.023		37.347		44.366		213.9	2:00.736		26	36.157		36.367		42.937		<u>219.1</u>	1:55.461	



GEDLICH Tests - PORTIMAO

Test Day

14 - 15 December 2024

Laps and Sector Times - GEDLICH TEST - 14-12-2024 - I

Autodromo Internacional Algarve - 4652mtr.

9	37.838	37.178	44.393	212.2	1:59.409	27	36.497	36.211	42.441	<u>219.1</u>	1:55.149
10	38.731	37.276	43.340	213.9	1:59.347	28	36.070	36.099	42.181	218.6	1:54.350
11	36.738	36.782	42.573	214.3	1:56.093	29	35.688	36.020	42.568	218.2	1:54.276
12	36.302	36.716	42.850	216.4	1:55.868	30	35.679	36.431	Pit In	217.3	2:03.853
13	37.037	37.590	Pit In	215.1	2:07.165	31	Pit Out	37.963	46.153		38:24.433
14	Pit Out	36.056	41.805		27:32.721	32	41.427	38.546	43.357	216.0	2:03.330
15	35.792	35.355	41.534	215.1	1:52.681	33	36.205	37.467	42.385	216.4	1:56.057
16	35.142	35.336	<u>41.478</u>	215.6	<u>1:51.956</u>	34	36.174	36.779	42.961	216.9	1:55.914
17	<u>35.122</u>	<u>35.179</u>	Pit In	216.4	2:02.281	35	36.464	36.763	Pit In	216.4	2:04.702
18	Pit Out	38.468	43.432		25:48.140	36					