

GEDLICH Tests - PORTIMAO

Test Day

14 - 15 December 2024

Laps and Sector Times - GEDLICH TEST - 14-12-2024 - ,

Autodromo Internacional Algarve - 4652mtr.

1										Ferrari 296 Challenge									
lap	Sect-1	Speed	Sect-2	Speed	Sect-3	Speed	TopSpeed	laptime	pit	lap	Sect-1	Speed	Sect-2	Speed	Sect-3	Speed	Topspeed	laptime	pit
1	Pit Out		40.224		42.203			1:56.413		12	32.572		33.363		40.563		273.4	1:46.498	
2	9:49.754		34.493		40.831		0.2	11:05.078		13	32.900		33.669		40.835		273.4	1:47.404	
3	31.956		32.584		39.595		271.4	1:44.135		14	32.057		33.314		40.450		274.1	1:45.821	
4	31.775		32.459		39.471		272.0	1:43.705		15	33.325		33.630		Pit In		274.1	1:57.068	
5	<u>31.753</u>		<u>32.380</u>		39.488		273.4	<u>1:43.621</u>		16	Pit Out		38.504		42.484			56:16.736	
6	31.755		32.476		<u>39.414</u>		273.4	1:43.645		17	32.904		33.820		41.164		270.0	1:47.888	
7	36.201		38.154		Pit In		272.7	2:06.335		18	32.496		33.243		40.323		272.7	1:46.062	
8	Pit Out		34.875		42.163			7:47.706		19	32.161		32.988		39.870		274.1	1:45.019	
9	32.972		33.639		41.115		271.4	1:47.726		20	32.095		33.166		40.085		<u>274.8</u>	1:45.346	
10	32.886		33.799		42.803		266.7	1:49.488		21	32.073		33.409		40.720		<u>274.8</u>	1:46.202	
11	32.733		33.525		40.697		270.7	1:46.955		22	32.198		32.951		Pit In		273.4	1:57.804	

3										Mercedes-AMG GT3									
lap	Sect-1	Speed	Sect-2	Speed	Sect-3	Speed	TopSpeed	laptime	pit	lap	Sect-1	Speed	Sect-2	Speed	Sect-3	Speed	Topspeed	laptime	pit
1	Pit Out		40.010		47.765			2:03.969		18	35.906		36.903		43.602		250.0	1:56.411	
2	37.683		39.679		45.920		236.8	2:03.282		19	39.008		36.666		43.449		249.4	1:59.123	
3	36.903		39.825		45.508		240.0	2:02.236		20	35.674		35.718		42.723		251.2	1:54.115	
4	36.939		38.390		46.297		238.4	2:01.626		21	38.049		37.655		Pit In		251.2	2:07.397	
5	38.391		38.697		45.860		243.2	2:02.948		22	Pit Out		35.786		42.955			31:01.088	
6	36.800		39.649		45.498		227.4	2:01.947		23	34.867		34.783		41.890		250.6	1:51.540	
7	36.269		37.774		44.552		243.8	1:58.595		24	34.190		34.018		41.055		250.6	1:49.263	
8	36.390		38.655		44.249		227.4	1:59.294		25	33.515		<u>33.555</u>		<u>40.586</u>		253.5	<u>1:47.656</u>	
9	36.293		37.463		46.048		243.8	1:59.804		26	<u>33.137</u>		33.736		Pit In		<u>255.3</u>	1:56.264	
10	36.186		37.465		44.467		242.2	1:58.118		27	Pit Out		40.294		46.210			5:29.872	
11	36.425		38.704		Pit In		243.2	2:09.009		28	35.747		37.382		44.225		236.3	1:57.354	
12	Pit Out		39.275		45.545			8:29.108		29	35.505		39.666		48.816		237.9	2:03.987	
13	36.689		39.674		47.841		245.5	2:04.204		30	35.947		37.624		44.485		241.1	1:58.056	
14	37.430		37.950		45.040		213.9	2:00.420		31	35.953		42.530		46.076		242.2	2:04.559	
15	36.455		37.623		44.824		246.6	1:58.902		32	36.168		38.075		45.565		241.6	1:59.808	
16	12:34.110		37.229		45.335		246.6	13:56.674		33	36.784				Pit In		234.3	2:10.767	
17	36.358		37.150		43.544		249.4	1:57.052		34			38.115						

6										Mercedes-AMG GT3									
lap	Sect-1	Speed	Sect-2	Speed	Sect-3	Speed	TopSpeed	laptime	pit	lap	Sect-1	Speed	Sect-2	Speed	Sect-3	Speed	Topspeed	laptime	pit
1	Pit Out		34.174		1:11.192			2:19.653		14	32.746		34.283		40.501		255.9	1:47.530	
2	34.832		34.004		42.266		226.9	1:51.102		15	32.907		33.528		40.751		255.9	1:47.186	
3	4:58.549		35.920		41.332		246.0	6:15.801		16	32.744		34.278		Pit In		256.5	1:54.736	
4	34.907		34.065		41.013		255.9	1:49.985		17	Pit Out		33.827		41.055			37:50.836	
5	33.067		33.432		40.797		255.9	1:47.296		18	32.933		34.303		40.436		254.7	1:47.672	
6	32.895		33.639		40.556		254.1	1:47.090		19	33.058		33.816		40.690		258.4	1:47.564	
7	32.603		33.981		41.126		255.9	1:47.710		20	32.672		33.368		<u>40.104</u>		259.0	1:46.144	
8	21:51.259		34.338		41.315		254.7	23:06.912		21	32.392		<u>32.932</u>		40.104		<u>259.6</u>	<u>1:45.428</u>	
9	33.433		33.125		41.214		251.7	1:47.772		22	32.476		33.376		40.263		259.0	1:46.115	
10	33.003		33.527		40.661		254.1	1:47.191		23	32.631		33.667		40.506		<u>259.6</u>	1:46.804	
11	32.953		34.237		40.654		254.7	1:47.844		24	34.411		34.980		41.356		257.8	1:50.747	
12	32.906		34.027		41.131		255.9	1:48.064		25	32.850		34.116		40.276		259.0	1:47.242	
13	32.868		35.127		40.887		253.5	1:48.882		26	<u>32.388</u>		33.530		Pit In		258.4	1:52.704	



GEDLICH Tests - PORTIMAO

Test Day

14 - 15 December 2024

Laps and Sector Times - GEDLICH TEST - 14-12-2024 - ,

Autodromo Internacional Algarve - 4652mtr.

10										Mercedes-AMG GT3									
lap	Sect-1	Speed	Sect-2	Speed	Sect-3	Speed	TopSpeed	laptime	pit	lap	Sect-1	Speed	Sect-2	Speed	Sect-3	Speed	Topspeed	laptime	pit
1	Pit Out		37.879		Pit In			2:07.107		27	32.630		33.447		39.689		256.5	1:45.766	
2	Pit Out		32.855		38.764			3:00.817		28	33.022		33.438		Pit In		257.8	1:54.747	
3	31.549		32.064		38.358		254.7	1:41.971		29	Pit Out		37.866		44.187			4:41.673	
4	31.638		32.108		38.257		256.5	1:42.003		30	33.515		33.334		40.045		252.9	1:46.894	
5	31.582		32.029		38.446		256.5	1:42.057		31	32.701		33.269		40.300		255.3	1:46.270	
6	31.785		32.228		38.504		257.8	1:42.517		32	32.629		33.262		40.048		255.3	1:45.939	
7	32.200		32.261		Pit In		258.4	1:49.312		33	32.568		33.032		39.726		257.1	1:45.326	
8	Pit Out		39.237		Pit In			7:41.037		34	32.292		36.240		40.506		257.8	1:49.038	
9	Pit Out		33.550		39.251			2:58.812		35	32.549		33.023		40.174		256.5	1:45.746	
10	31.667		32.143		38.491		256.5	1:42.301		36	32.835		33.495		42.092		255.9	1:48.422	
11	31.641		32.014		38.302		257.1	1:41.957		37	34.063		33.325		Pit In		249.4	1:54.989	
12	31.634		32.061		38.530		259.0	1:42.225		38	Pit Out		32.519		38.494			5:37.711	
13	31.614		32.965		41.610		<u>260.9</u>	1:46.189		39	31.737		32.107		38.863		257.8	1:42.707	
14	31.820		33.487		39.334		259.0	1:44.641		40	31.727		34.127		38.524		259.0	1:44.378	
15	31.613		32.489		Pit In		258.4	1:49.973		41	31.773		32.469		38.692		260.2	1:42.934	
16	Pit Out		35.097		42.630			7:22.401		42	31.703		32.008		<u>38.226</u>		259.6	<u>1:41.937</u>	
17	33.833		34.079		40.532		251.7	1:48.444		43	31.687		31.991		38.637		259.6	1:42.315	
18	32.821		33.174		40.092		254.7	1:46.087		44	31.615		32.076		38.415		260.2	1:42.106	
19	33.072		33.298		42.664		254.7	1:49.034		45	31.797		32.099		Pit In		260.2	<u>1:53.860</u>	
20	32.964		33.187		40.241		254.1	1:46.392		46	Pit Out		32.658		38.798			4:58.202	
21	33.278		33.255		40.301		255.9	1:46.834		47	31.766		32.468		39.074		257.8	1:43.308	
22	11:37.526		33.902		40.296		254.7	12:51.724		48	31.851		33.183		38.463		258.4	1:43.497	
23	32.642		32.984		39.931		254.7	1:45.557		49	<u>31.540</u>		32.066		38.393		257.8	1:41.999	
24	32.746		33.108		39.838		255.9	1:45.692		50	31.644		32.101		38.370		258.4	1:42.115	
25	34.884		33.826		40.152		257.1	1:48.862		51	31.722		<u>31.930</u>		38.459		258.4	1:42.111	
26	34.555		33.475		40.059		256.5	1:48.089		52	31.675		32.007		Pit In		257.8	<u>1:55.442</u>	

14										Radical SR3									
lap	Sect-1	Speed	Sect-2	Speed	Sect-3	Speed	TopSpeed	laptime	pit	lap	Sect-1	Speed	Sect-2	Speed	Sect-3	Speed	Topspeed	laptime	pit
1	Pit Out		41.334		45.268			2:06.416		9	34.618		<u>34.655</u>		41.732		229.3	1:51.005	
2	35.717		35.899		42.623		228.3	1:54.239		10	34.837		35.402		Pit In		229.3	2:01.510	
3	36.500		36.724		41.814		223.1	1:55.038		11	Pit Out		35.514		41.530			48:32.007	
4	35.571		38.017		Pit In		221.3	2:03.958		12	34.556		34.944		<u>40.976</u>		<u>230.8</u>	1:50.476	
5	Pit Out		36.589		43.921			4:40.475		13	34.163		34.943		41.181		<u>230.8</u>	1:50.287	
6	38.364		35.398		44.044		228.8	1:57.806		14	<u>34.066</u>		34.788		41.048		<u>230.8</u>	<u>1:49.902</u>	
7	34.835		35.046		41.582		226.9	1:51.463		15	41.706			40.878	Pit In		159.3	2:21.403	
8	34.319		35.302		41.703		224.5	1:51.324		16									

15										Ligier JSP320									
lap	Sect-1	Speed	Sect-2	Speed	Sect-3	Speed	TopSpeed	laptime	pit	lap	Sect-1	Speed	Sect-2	Speed	Sect-3	Speed	Topspeed	laptime	pit
1	Pit Out		39.659		45.336			2:04.183		33	Pit Out		36.269		42.251			11:02.317	
2	35.609		39.815		42.539		253.5	1:57.963		34	12:33.807		38.172		40.803		265.4	13:52.782	
3	33.421		34.350		40.940		263.4	1:48.711		35	33.071		34.185		40.584		264.1	1:47.840	
4	33.041		34.077		39.682		264.7	1:46.800		36	32.531		34.095		40.602		264.7	1:47.228	
5	32.551		33.811		39.291		263.4	1:45.653		37	32.714		34.467		43.323		264.7	1:50.504	
6	32.252		33.360		39.263		264.7	1:44.875		38	36.629		34.261		40.049		236.8	1:50.939	
7	33.378		33.052		40.048		266.7	1:46.478		39	32.715		33.600		39.676		265.4	1:45.991	
8	32.096		33.728		Pit In		264.1	1:54.340		40	32.715		33.298		40.828		266.0	1:46.841	
9	Pit Out		39.068		42.435			5:43.650		41	32.562		33.678		39.874		265.4	1:46.114	



GEDLICH Tests - PORTIMAO

Test Day

14 - 15 December 2024

Laps and Sector Times - GEDLICH TEST - 14-12-2024 - ,

Autodromo Internacional Algarve - 4652mtr.

10	35.223	34.500	41.603	261.5	1:51.326	42	32.702	33.175	39.622	266.0	1:45.499
11	33.053	33.686	40.164	264.7	1:46.903	43	32.051	33.318	39.317	266.0	1:44.686
12	6:34.717	33.314	38.938	264.1	7:46.969	44	32.126	33.561	39.207	266.0	1:44.894
13	32.045	33.388	38.582	264.7	1:44.015	45	32.005	33.709	39.145	266.7	1:44.859
14	32.728	33.278	38.893	266.0	1:44.899	46	32.118	33.393	38.996	266.7	1:44.507
15	31.967	33.106	38.578	264.7	1:43.651	47	32.246	33.179	41.348	268.0	1:46.773
16	13:29.873	33.249	39.560	266.7	14:42.682	48	32.233	33.559	39.524	268.0	1:45.316
17	32.347	33.001	38.842	264.1	1:44.190	49	36.413	40.756	Pit In	266.7	2:17.359
18	32.560	33.202	38.892	268.0	1:44.654	50	Pit Out	35.316	40.595		10:49.442
19	31.507	33.046	38.745	265.4	1:43.298	51	32.684	35.506	40.300	262.8	1:48.490
20	31.789	32.919	39.273	265.4	1:43.981	52	32.574	33.596	39.253	263.4	1:45.423
21	31.706	33.082	38.909	266.7	1:43.697	53	31.887	33.260	38.547	265.4	1:43.694
22	31.804	34.736	Pit In	267.3	1:54.582	54	31.745	33.159	38.831	268.7	1:43.735
23	Pit Out	32.172	40.188		7:52.613	55	32.393	34.266	Pit In	270.0	1:56.670
24	31.997	31.906	37.232	262.8	1:41.135	56	Pit Out	38.133	42.450		4:42.854
25	30.812	31.360	38.920	268.7	1:41.092	57	33.078	34.058	39.793	262.8	1:46.929
26	31.226	34.298	37.644	272.0	1:43.168	58	32.042	33.235	38.563	264.7	1:43.840
27	30.694	31.543	<u>37.022</u>	270.7	1:39.259	59	31.375	32.774	38.388	266.0	1:42.537
28	30.458	31.605	40.751	271.4	1:42.814	60	31.189	32.842	38.574	269.3	1:42.605
29	30.528	32.467	37.729	272.0	1:40.724	61	31.785	32.606	38.201	269.3	1:42.592
30	<u>30.366</u>	31.836	38.754	272.0	1:40.956	62	31.464	33.468	40.215	270.0	1:45.147
31	30.403	<u>31.151</u>	37.114	271.4	<u>1:38.668</u>	63	33.918				
32	32.591	33.796	Pit In	<u>273.4</u>	<u>1:50.404</u>	64		38.300	Pit In	266.0	2:05.267

25										Lamborghini Huracán Super Trofeo Evo 2									
lap	Sect-1	Speed	Sect-2	Speed	Sect-3	Speed	TopSpeed	laptime	pit	lap	Sect-1	Speed	Sect-2	Speed	Sect-3	Speed	Topspeed	laptime	pit
1	Pit Out		39.211		43.405			2:01.781		23	32.845		32.715		40.140		<u>276.9</u>	1:45.700	
2	32.972		33.699		40.723		268.0	1:47.394		24	33.627		32.892		40.271		276.2	1:46.790	
3	32.267		33.013		52.620		271.4	1:57.900		25	42:49.337		38.737		43.293			44:11.367	
4	32.024		32.805		40.112		270.0	1:44.941		26	34.420		34.047		40.437		270.7	1:48.904	
5	31.784		32.665		40.085		272.0	1:44.534		27	32.021		33.307		40.586			1:45.914	
6	32.115		32.870		Pit In		274.1	1:54.079		28	32.234		33.097		41.699		274.8	1:47.030	
7	Pit Out		39.693		46.304			4:32.249		29	34.490		33.188		40.820		272.7	1:48.498	
8	34.116		36.120		41.883		266.7	1:52.119		30	32.509		32.956		41.258			1:46.723	
9	32.760		33.190		39.772			1:45.722		31	32.293		32.974		40.122		275.5	1:45.389	
10	33.319		33.000		39.634			1:45.953		32	31.983		33.922		40.867			1:46.772	
11	31.962		32.451		<u>39.615</u>		<u>276.9</u>	1:44.028		33	33.524		34.133		40.162			1:47.819	
12	31.841		32.528		39.639		274.8	<u>1:44.008</u>		34	31.968		32.664		40.223		275.5	1:44.855	
13	<u>31.490</u>		48.291		Pit In		274.1	2:09.821		35	32.118		33.149		40.187		273.4	1:45.454	
14	Pit Out		33.666		40.489			5:03.672		36	33.276		33.004		40.125		273.4	1:46.405	
15	31.914		32.521		39.884		275.5	1:44.319		37	32.089		32.763		40.444		274.8	1:45.296	
16	32.142		<u>32.445</u>		40.066		274.8	1:44.653		38	31.986		33.044		40.231			1:45.261	
17	31.916		32.974		39.970		274.1	1:44.860		39	32.170		33.058		40.608		274.1	1:45.836	
18	31.828		33.552		40.026		274.1	1:45.406		40	32.398		32.954		40.364			1:45.716	
19	32.186		32.835		40.108		275.5	1:45.129		41	31.951		32.833		40.087			1:44.871	
20	31.969		32.843		39.769		273.4	1:44.581		42	32.070		33.565		40.404		274.1	1:46.039	
21	31.952		32.613		39.988		274.1	1:44.553		43	32.199								
22	31.793		32.968		40.147			1:44.908		44			34.501		Pit In				2:01.554



GEDLICH Tests - PORTIMAO

Test Day

14 - 15 December 2024

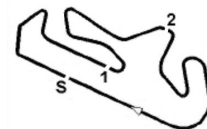
Laps and Sector Times - GEDLICH TEST - 14-12-2024 - ,

Autodromo Internacional Algarve - 4652mtr.

26										Porsche 992 GT3 Cup									
lap	Sect-1	Speed	Sect-2	Speed	Sect-3	Speed	TopSpeed	laptime	pit	lap	Sect-1	Speed	Sect-2	Speed	Sect-3	Speed	Topspeed	laptime	pit
1	Pit Out		37.253		43.583			2:01.334		15	32.857		33.254		41.324		263.4	1:47.435	
2	33.999		34.509		41.896		251.7	1:50.404		16	33.380		33.466		39.988		266.0	1:46.834	
3	35.054		42.099		Pit In		260.2	2:12.395		17	32.573		33.359		41.400		<u>266.7</u>	1:47.332	
4	Pit Out		34.384		41.227			5:25.085		18	32.752		33.194		40.443		266.0	1:46.389	
5	5:55.000		49.505		46.503		260.2	7:31.008		19	32.754		33.249		40.062		264.7	1:46.065	
6	33.833		34.331		42.496		257.8	1:50.660		20	41.422		44.959		44.385		264.1	2:10.766	
7	32.950		33.565		40.557		262.1	1:47.072		21	32.949		33.427		40.115		262.8	1:46.491	
8	33.018		33.393		40.422		262.1	1:46.833		22	32.827		33.593		Pit In		264.7	1:58.477	
9	32.907		33.906		40.861		262.8	1:47.674		23	Pit Out		34.572		40.548			8:50.374	
10	52:31.560		35.810		42.244		262.8	53:49.614		24	32.685		33.116		<u>39.785</u>		263.4	1:45.586	
11	33.971		34.027		41.107		252.3	1:49.105		25	32.532		<u>32.857</u>		39.825		265.4	<u>1:45.214</u>	
12	33.003		33.636		40.812		263.4	1:47.451		26	32.476		32.959		39.875		265.4	1:45.310	
13	33.216		35.494		40.830		263.4	1:49.540		27	<u>32.464</u>		33.093		40.177		264.1	1:45.734	
14	12:12.503		34.484		41.263		264.7	13:28.250		28	38.564		37.949		Pit In		197.1	2:08.469	

27										Duqueine D08									
lap	Sect-1	Speed	Sect-2	Speed	Sect-3	Speed	TopSpeed	laptime	pit	lap	Sect-1	Speed	Sect-2	Speed	Sect-3	Speed	Topspeed	laptime	pit
1	Pit Out		40.070		43.136			2:02.680		23	31.905		32.647		38.652		265.4	1:43.204	
2	34.539		34.654		40.785		255.3	1:49.978		24	32.163		32.043		38.475		267.3	1:42.681	
3	32.967		33.575		38.991		261.5	1:45.533		25	32.436		34.237		38.615		267.3	1:45.288	
4	32.355		33.647		38.834		261.5	1:44.836		26	18:09.468		37.160		40.618		268.0	19:27.246	
5	31.779		32.388		38.414		266.7	1:42.581		27	33.650		34.115		39.387		260.9	1:47.152	
6	31.941		32.416		38.945		266.0	1:43.302		28	32.811		33.062		38.746		261.5	1:44.619	
7	47.436		34.260		39.031		266.0	2:00.727		29	31.748		32.803		38.356		265.4	1:42.907	
8	32.577		34.636		39.215		265.4	1:46.428		30	31.726		32.558		38.427		266.7	1:42.711	
9	31.919		32.101		38.645		266.0	1:42.665		31	31.551		33.272		39.655		268.0	1:44.478	
10	31.822		32.467		38.376		266.0	1:42.665		32	31.817		33.075		38.965		268.0	1:43.857	
11	31.879		<u>31.891</u>		40.712		265.4	1:44.482		33	31.547		33.015		38.335		266.7	1:42.897	
12	32.691		32.734		Pit In		259.0	1:54.699		34	33.693		34.896		Pit In		<u>269.3</u>	1:55.906	
13	Pit Out		44.810		46.857			51:44.855		35	Pit Out		42.113		45.063			27:12.445	
14	36.727		36.871		42.162		249.4	1:55.760		36	34.293		33.467		38.982		251.2	1:46.742	
15	33.756		36.367		42.180		257.8	1:52.303		37	32.017		32.407		38.661		262.1	1:43.085	
16	32.455		32.709		38.889		260.9	1:44.053		38	31.715		32.265		38.459		264.1	1:42.439	
17	32.150		32.296		38.506		259.6	1:42.952		39	31.304		31.990		<u>37.675</u>		266.0	<u>1:40.969</u>	
18	31.679		32.579		38.379		266.0	1:42.637		40	<u>31.232</u>		31.915		37.896		266.0	1:41.043	
19	32.024		33.021		40.965		266.0	1:46.010		41	31.399		32.096		37.740		266.7	1:41.235	
20	32.304		32.680		38.657		260.9	1:43.641		42	31.337		38.128		40.729		264.1	1:50.194	
21	31.831		32.232		38.423		264.7	1:42.486		43	31.886				Pit In		260.9	1:54.048	
22	32.906		32.942		38.592		266.7	1:44.440		44			32.475						

29										Ferrari 296 Challenge									
lap	Sect-1	Speed	Sect-2	Speed	Sect-3	Speed	TopSpeed	laptime	pit	lap	Sect-1	Speed	Sect-2	Speed	Sect-3	Speed	Topspeed	laptime	pit
1	Pit Out		39.803		44.726			2:04.865		9	32.691		33.377		40.459		274.8	1:46.527	
2	34.183		34.743		41.853		264.7	1:50.779		10	33.507		33.761		40.595		274.1	1:47.863	
3	32.867		34.026		40.781		270.0	1:47.674		11	32.576		<u>33.149</u>		40.800		272.0	1:46.525	
4	32.748		34.370		42.403		270.7	1:49.521		12	32.937		33.551		42.933		273.4	1:49.421	
5	32.782		33.756		41.751		272.7	1:48.289		13	33.042		33.751		41.096		274.1	1:47.889	
6	33.915		34.045		41.359		270.0	1:49.319		14	32.679		33.731		41.024		272.7	1:47.434	
7	33.141		33.916		41.513		270.0	1:48.570		15	<u>32.490</u>		33.291		<u>40.445</u>		<u>275.5</u>	<u>1:46.226</u>	



GEDLICH Tests - PORTIMAO

Test Day

14 - 15 December 2024

Laps and Sector Times - GEDLICH TEST - 14-12-2024 - ,

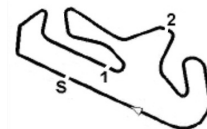
Autodromo Internacional Algarve - 4652mtr.

8	32:54.147	35.719	41.502	272.0	34:11.368	16	37.988	36.671	Pit In	254.1	2:07.937
---	-----------	--------	--------	-------	-----------	----	--------	--------	--------	-------	----------

53										Porsche 992 GT3 Cup									
lap	Sect-1	Speed	Sect-2	Speed	Sect-3	Speed	TopSpeed	laptime	pit	lap	Sect-1	Speed	Sect-2	Speed	Sect-3	Speed	Topspeed	laptime	pit
1	Pit Out		48.920		54.698			2:34.278		14	40.855		47.418		Pit In		266.7	2:30.383	
2	41.592		39.694		43.481		198.9	2:04.767		15	Pit Out		51.220		50.684			33:51.749	
3	35.382		35.285		41.921		260.2	1:52.588		16	47.862		45.203		47.185		188.5	2:20.250	
4	33.613		35.452		41.177		263.4	1:50.242		17	39.903		42.104		55.267		218.2	2:17.274	
5	33.222		33.775		41.172		264.1	1:48.169		18	45.299		35.027		41.429		147.9	2:01.755	
6	34.803		33.702		40.637		238.4	1:49.142		19	33.807		34.764		40.822		<u>268.0</u>	1:49.393	
7	33.040		33.638		40.746		265.4	1:47.424		20	33.245		33.852		Pit In		265.4	1:54.220	
8	33.119		37.134		42.435		267.3	1:52.688		21	Pit Out		35.440		41.163			5:57.347	
9	33.123		33.776		40.795		267.3	1:47.694		22	33.190		33.830		40.886		266.7	1:47.906	
10	<u>32.917</u>		33.676		Pit In		267.3	1:58.598		23	33.200		33.669		40.578		266.0	1:47.447	
11	Pit Out		42.233		43.550			18:33.276		24	32.972		<u>33.555</u>		<u>40.567</u>		266.7	<u>1:47.094</u>	
12	12:46.903		38.790		46.635		250.0	14:12.328		25	33.230		40.018		Pit In		266.7	2:08.434	
13	36.393		34.216		41.036		230.3	1:51.645		26									

68										Ford Mustang GT3									
lap	Sect-1	Speed	Sect-2	Speed	Sect-3	Speed	TopSpeed	laptime	pit	lap	Sect-1	Speed	Sect-2	Speed	Sect-3	Speed	Topspeed	laptime	pit
1	Pit Out		34.787		40.972			1:50.583		26	31.825		33.612		39.759		265.4	1:45.196	
2	5:02.253		34.078		42.176		260.2	6:18.507		27	31.780		32.658		39.226		265.4	1:43.664	
3	32.553		33.522		40.057		261.5	1:46.132		28	31.896		32.876		39.594		266.7	1:44.366	
4	32.362		32.955		39.248		262.1	1:44.565		29	31.632		32.706		39.523		265.4	1:43.861	
5	32.182		32.759		39.280		263.4	1:44.221		30	32.082		33.247		42.787		260.9	1:48.116	
6	32.317		34.400		Pit In		264.1	1:52.874		31	31.913		33.005		39.277		264.1	1:44.195	
7	Pit Out		38.052		46.171			13:16.791		32	32.142		33.099		Pit In		262.8	1:54.901	
8	31.999		<u>32.295</u>		38.767		263.4	1:43.061		33	Pit Out		35.143		39.718			3:32.485	
9	31.515		32.402		42.085		268.0	1:46.002		34	31.893		32.885		39.027		266.0	1:43.805	
10	32.605		35.067		40.890		265.4	1:48.562		35	31.898		32.758		39.141		266.7	1:43.797	
11	32.036		32.577		Pit In		262.1	1:51.668		36	31.766		33.952		39.275		268.7	1:44.993	
12	Pit Out		33.777		39.727			15:22.810		37	31.902		32.771		39.019		265.4	1:43.692	
13	33.320		36.181		39.571		264.1	1:49.072		38	31.851		32.604		39.322		267.3	1:43.777	
14	32.202		32.864		39.338		264.1	1:44.404		39	32.143		32.882		43.664		268.7	1:48.689	
15	31.828		32.902		39.332		266.0	1:44.062		40	31.889		33.171		Pit In		266.7	1:54.166	
16	37.790		34.442		39.649		266.7	1:51.881		41	Pit Out		33.380		39.724			4:40.142	
17	32.252		32.892		Pit In		265.4	1:53.726		42	35.246		33.668		39.426		251.7	1:48.340	
18	Pit Out		33.010		41.678			7:56.102		43	32.092		32.962		39.381		265.4	1:44.435	
19	31.519		32.407		<u>38.451</u>		266.0	<u>1:42.377</u>		44	31.934		32.849		39.246		268.7	1:44.029	
20	<u>31.434</u>		33.944		39.158		<u>269.3</u>	1:44.536		45	31.957		32.803		39.059		268.7	1:43.819	
21	31.492		32.537		39.095		266.0	1:43.124		46	31.907		32.644		39.085		266.7	1:43.636	
22	31.923		32.592		Pit In		267.3	1:53.339		47	33.414		32.909		39.483		264.7	1:45.806	
23	Pit Out		33.499		39.882			12:43.617		48	31.909		32.725		39.257		264.7	1:43.891	
24	31.778		33.086		39.300		266.7	1:44.164		49	32.296		32.756		Pit In		264.1	1:51.258	
25	31.937		34.655		39.478		264.7	1:46.070		50									

70										Porsche GT2 RS Clubsport 25									
lap	Sect-1	Speed	Sect-2	Speed	Sect-3	Speed	TopSpeed	laptime	pit	lap	Sect-1	Speed	Sect-2	Speed	Sect-3	Speed	Topspeed	laptime	pit
1	Pit Out		35.472		Pit In			1:57.572		17	29:18.645		35.922		41.911		250.0	30:36.478	
2	Pit Out		45.583		53.702			13:04.288		18	33.449		34.521		<u>41.365</u>		272.7	<u>1:49.335</u>	
3	38.462		40.224		50.228		230.3	2:08.914		19	<u>33.411</u>		<u>34.296</u>		Pit In		<u>275.5</u>	1:59.667	



GEDLICH Tests - PORTIMAO

Test Day

14 - 15 December 2024

Laps and Sector Times - GEDLICH TEST - 14-12-2024 - ,

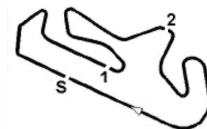
Autodromo Internacional Algarve - 4652mtr.

4	39.118	40.165	55.277	209.7	2:14.560	20	Pit Out	44.859	53.818	7:47.203
5	5:18.030	39.526	50.102	261.5	6:47.658	21	36.820	38.381	46.578	238.9 2:01.779
6	37.749	39.290	47.305	231.8	2:04.344	22	35.812	37.725	45.640	262.8 1:59.177
7	36.826	38.473	46.907	255.9	2:02.206	23	38.190	39.599	46.208	225.5 2:03.997
8	36.194	37.935	46.478	255.3	2:00.607	24	38.632	39.664	46.148	202.6 2:04.444
9	43:00.603	43.459	52.363	259.0	44:36.425	25	59.044	58.431	Pit In	152.5 3:21.338
10	38.579	40.627	50.025	225.9	2:09.231	26	Pit Out	41.655	49.991	4:41.610
11	37.799	43.620	49.470	246.0	2:10.889	27	36.797	43.246	48.719	261.5 2:08.762
12	38.774	41.719	48.426	253.5	2:08.919	28	36.743	37.722	45.949	251.7 2:00.414
13	37.170	40.428	47.714	252.9	2:05.312	29	39.322	38.854	45.576	203.8 2:03.752
14	39.562	40.249	47.368	243.8	2:07.179	30	36.917	37.922	48.765	251.7 2:03.604
15	37.003	42.693	51.542	252.9	2:11.238	31	35.856	39.853	Pit In	260.9 2:22.606
16	36.348	40.461	48.123	248.3	2:04.932	32				

71										Nova NPO2									
lap	Sect-1	Speed	Sect-2	Speed	Sect-3	Speed	TopSpeed	laptime	pit	lap	Sect-1	Speed	Sect-2	Speed	Sect-3	Speed	Topspeed	laptime	pit
1	Pit Out		36.843		42.841			1:53.834		17	Pit Out		37.313		46.266			40:24.676	
2	8:29.297		34.954		41.215		248.3	9:45.466		18	33.543		34.124		41.308		252.3	1:48.975	
3	33.230		35.946		41.701		<u>254.7</u>	1:50.877		19	33.518		34.204		41.082		254.1	1:48.804	
4	34.148		35.549		41.663		252.3	1:51.360		20	33.285		33.670		40.639		<u>254.7</u>	1:47.594	
5	33.813		34.595		41.731		252.9	1:50.139		21	<u>33.132</u>		33.678		40.404		<u>254.7</u>	1:47.214	
6	36.170		34.825		41.807		252.9	1:52.802		22	33.432		34.266		40.555		<u>254.7</u>	1:48.253	
7	33.727		34.145		41.476		252.9	1:49.348		23	33.255		<u>33.539</u>		<u>40.262</u>		253.5	<u>1:47.056</u>	
8	33.715		34.461		Pit In		254.1	1:57.496		24	34.144		35.693		Pit In		254.1	1:58.639	
9	Pit Out		45.960		48.199			8:07.073		25	Pit Out		40.719		44.006			8:02.319	
10	35.689		35.317		42.102		250.0	1:53.108		26	34.793		35.015		42.747		251.7	1:52.555	
11	35.624		35.389		42.389		251.7	1:53.402		27	34.426		34.731		42.082		251.2	1:51.239	
12	35.127		34.971		43.208		251.7	1:53.306		28	34.302		34.571		44.352		252.3	1:53.225	
13	35.267		35.106		41.829		250.6	1:52.202		29	34.867		36.966		42.377		248.8	1:54.210	
14	34.884		34.561		41.964		252.3	1:51.409		30	34.767		34.522		40.877		253.5	1:50.166	
15	34.234		36.923		43.180		251.7	1:54.337		31	34.334		34.003		40.866		<u>254.7</u>	1:49.203	
16	34.945		35.721		Pit In		251.7	2:09.481		32	34.956		34.208		Pit In		253.5	2:04.258	

79										Lamborghini Huracán Super Trofeo Evo 2									
lap	Sect-1	Speed	Sect-2	Speed	Sect-3	Speed	TopSpeed	laptime	pit	lap	Sect-1	Speed	Sect-2	Speed	Sect-3	Speed	Topspeed	laptime	pit
1	Pit Out		33.197		41.870			1:46.675		3	32.322		34.186		Pit In		<u>273.4</u>	2:04.154	
2	<u>32.268</u>		<u>32.926</u>		<u>40.646</u>		272.0	<u>1:45.840</u>		4									

95										Mercedes-AMG GT3									
lap	Sect-1	Speed	Sect-2	Speed	Sect-3	Speed	TopSpeed	laptime	pit	lap	Sect-1	Speed	Sect-2	Speed	Sect-3	Speed	Topspeed	laptime	pit
1	Pit Out		38.855		Pit In			2:08.788		14	31.851		32.313		38.854		259.0	1:43.018	
2	Pit Out		33.188		38.396			4:58.330		15	31.965		32.194		1:03.746		260.2	2:07.905	
3	31.832		32.084		37.927		259.6	1:41.843		16	31.808		34.291		39.003		257.1	1:45.102	
4	32.169		31.833		44.355		<u>261.5</u>	1:48.357		17	31.730		32.314		38.646		259.0	1:42.690	
5	<u>31.330</u>		32.871		38.692		260.2	1:42.893		18	31.552		32.202		39.008		259.0	1:42.762	
6	31.528		31.956		<u>37.849</u>		260.9	<u>1:41.333</u>		19	32.121		32.351		38.929		259.0	1:43.401	
7	31.345		31.865		38.298		260.9	1:41.508		20	31.829		32.367		38.778		258.4	1:42.974	
8	31.448		32.619		Pit In		260.9	1:55.054		21	31.591		32.226		Pit In		259.0	1:49.779	
9	Pit Out		43.860		Pit In			53:18.932		22	Pit Out		32.715		38.363			3:57.141	
10	Pit Out		34.615		41.017			4:07.905		23	31.664		32.090		38.276		259.6	1:42.030	
11	32.502		32.672		39.195		255.9	1:44.369		24	31.441		31.922		38.236		259.6	1:41.599	



GEDLICH Tests - PORTIMAO

Test Day

14 - 15 December 2024

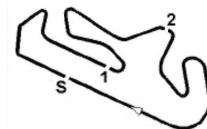
Laps and Sector Times - GEDLICH TEST - 14-12-2024 - ,

Autodromo Internacional Algarve - 4652mtr.

12	32.338	32.539	38.947	256.5	1:43.824	25	31.437	<u>31.831</u>	38.347	260.9	1:41.615
13	31.908	32.469	38.926	259.0	1:43.303	26	31.521	31.912	Pit In	<u>261.5</u>	1:49.277

98										Ligier JSP325									
lap	Sect-1	Speed	Sect-2	Speed	Sect-3	Speed	TopSpeed	laptime	pit	lap	Sect-1	Speed	Sect-2	Speed	Sect-3	Speed	Topspeed	laptime	pit
1	Pit Out		41.177		46.084			2:06.904		18	31.532		32.255		37.584		268.7	1:41.371	
2	36.019		35.523		40.420		251.2	1:51.962		19	30.945		31.875		<u>37.302</u>		268.0	1:40.122	
3	33.023		33.037		38.632		260.2	1:44.692		20	30.934		32.314		37.564		269.3	1:40.812	
4	32.168		32.996		38.732		262.1	1:43.896		21	31.262		32.067		Pit In		<u>270.0</u>	1:47.526	
5	33.818		33.136		38.790		259.0	1:45.744		22	Pit Out		32.754		38.189			21:22.951	
6	31.999		32.725		38.477		264.1	1:43.201		23	33.599		32.159		37.686		266.0	1:43.444	
7	31.834		32.563		38.949		266.0	1:43.346		24	31.045		32.645		37.748		266.0	1:41.438	
8	31.976		32.910		38.776		261.5	1:43.662		25	31.274		31.861		Pit In		268.0	1:46.944	
9	31.986		32.516		38.424		265.4	1:42.926		26	Pit Out		31.994		37.623			6:15.601	
10	31.830		34.623		39.809		266.0	1:46.262		27	31.023		31.799		37.650		266.7	1:40.472	
11	31.878		33.497		Pit In		266.0	1:52.856		28	30.997		31.682		37.779		266.0	1:40.458	
12	Pit Out		33.754		38.652			12:05.988		29	31.228		31.680		37.638		265.4	1:40.546	
13	31.910		32.489		37.729		261.5	1:42.128		30	31.201		31.966		Pit In		268.7	1:46.956	
14	31.797		32.346		37.905		266.0	1:42.048		31	Pit Out		32.090		37.475			5:53.689	
15	32.254		32.054		37.468		266.0	1:41.776		32	30.913		<u>31.466</u>		37.618		266.7	<u>1:39.997</u>	
16	31.684		32.039		37.522		266.7	1:41.245		33	<u>30.793</u>		32.135		Pit In		267.3	1:56.110	
17	30.948		31.932		37.388		267.3	1:40.268		34									

147										Porsche 992 GT3 Cup									
lap	Sect-1	Speed	Sect-2	Speed	Sect-3	Speed	TopSpeed	laptime	pit	lap	Sect-1	Speed	Sect-2	Speed	Sect-3	Speed	Topspeed	laptime	pit
1	Pit Out		52.135		53.743			2:30.169		26	35.514		37.154		42.935		262.1	1:55.603	
2	42.235		42.590		49.669		165.1	2:14.494		27	35.079		41.086		43.403		263.4	1:59.568	
3	39.597		42.526		48.952		223.6	2:11.075		28	34.296		35.487		42.868		262.1	1:52.651	
4	38.404		39.791		45.945		227.4	2:04.140		29	34.249		35.462		42.321		262.8	1:52.032	
5	37.243		40.567		45.358		240.0	2:03.168		30	34.296		35.467		41.997		261.5	1:51.760	
6	36.531		39.029		45.066		249.4	2:00.626		31	34.123		35.181		41.933		<u>265.4</u>	1:51.237	
7	36.125		37.587		44.394		248.8	1:58.106		32	<u>33.961</u>		34.970		41.967		264.7	1:50.898	
8	35.840		38.783		Pit In		257.1	2:08.343		33	36.157		45.587		52.598		264.1	2:14.342	
9	Pit Out		Pit In		Pit In			7:28.265		34	35.230		37.438		Pit In		<u>265.4</u>	2:07.083	
10	Pit Out		47.245		44.660			2:39.194		35	Pit Out		38.902		47.421			6:36.939	
11	35.908		39.442		43.690		256.5	1:59.040		36	35.152		35.604		43.377		250.6	1:54.133	
12	35.254		36.765		44.009		252.9	1:56.028		37	34.114		35.223		42.435		261.5	1:51.772	
13	36.127		36.798		43.717		234.8	1:56.642		38	34.228		34.946		41.827		255.9	1:51.001	
14	37.672		38.677		Pit In		234.3	2:08.455		39	34.376		35.234		42.029		<u>265.4</u>	1:51.639	
15	Pit Out		39.591		45.737			28:26.300		40	34.145		35.172		42.131		264.1	1:51.448	
16	37.022		37.318		43.719		243.8	1:58.059		41	34.268		35.270		42.225		262.1	1:51.763	
17	34.875		36.091		42.581		257.8	1:53.547		42	34.121		34.916		<u>41.361</u>		260.9	1:50.398	
18	34.504		35.702		42.032		261.5	1:52.238		43	34.296		35.587		Pit In		264.7	1:59.812	
19	35.798		35.775		42.944		220.4	1:54.517		44	Pit Out		36.180		42.599			4:46.343	
20	34.757		35.282		42.116		255.9	1:52.155		45	34.705		34.924		41.975		238.4	1:51.604	
21	48.093		37.305		42.745		264.7	2:08.143		46	34.354		35.005		42.066		262.1	1:51.425	
22	35.145		36.315		Pit In		263.4	2:02.686		47	34.053		34.921		41.741		262.8	1:50.715	
23	Pit Out		46.446		50.484			35:10.922		48	34.004		<u>34.742</u>		41.619		263.4	<u>1:50.365</u>	
24	43.745		39.697		44.571		174.8	2:08.013		49	34.262		34.881		Pit In		264.1	1:59.605	
25	36.220		36.599		42.917		244.9	1:55.736		50									



GEDLICH Tests - PORTIMAO

Test Day

14 - 15 December 2024

Laps and Sector Times - GEDLICH TEST - 14-12-2024 - ,

Autodromo Internacional Algarve - 4652mtr.

698										Ferrari 296 Challenge									
lap	Sect-1	Speed	Sect-2	Speed	Sect-3	Speed	TopSpeed	laptime	pit	lap	Sect-1	Speed	Sect-2	Speed	Sect-3	Speed	Topspeed	laptime	pit
1	Pit Out		42.232		Pit In			2:20.633		23	32.537		32.762		40.379		276.2	1:45.678	
2	Pit Out		36.745		50.400			4:04.338		24	32.542		<u>32.543</u>		40.255		276.2	1:45.340	
3	7:06.558		34.942		41.717		268.7	8:23.217		25	32.611		32.764		Pit In			1:53.411	
4	33.332		34.158		41.467		272.0	1:48.957		26	Pit Out		37.208		46.059			27:31.154	
5	33.073		34.146		41.011			1:48.230		27	33.252		33.592		40.455		270.0	1:47.299	
6	32.811		34.075		42.057		273.4	1:48.943		28	32.678		33.136		Pit In		272.0	1:52.081	
7	9:11.530		34.633		41.634		275.5	10:27.797		29	Pit Out		33.273		40.424			5:31.895	
8	33.066		33.566		41.098		272.0	1:47.730		30	32.419		33.244		40.471		274.1	1:46.134	
9	32.982		33.625		41.806		273.4	1:48.413		31	32.445		33.359		Pit In		274.1	1:50.355	
10	32.999		33.190		40.801			1:46.990		32	Pit Out		37.414		43.066			13:07.361	
11	34.577		36.275		Pit In		274.8	2:00.151		33	33.962		34.262		42.435		259.6	1:50.659	
12	Pit Out		41.545		50.341			4:11.572		34	32.824		33.202		40.586			1:46.612	
13	36.627		36.666		43.284		255.3	1:56.577		35	32.785		33.371		40.627		275.5	1:46.783	
14	33.837		34.412		41.772		268.0	1:50.021		36	33.004		33.073		40.761		276.2	1:46.838	
15	32.808		33.410		40.789		270.0	1:47.007		37	32.600		33.572		40.438			1:46.610	
16	32.620		32.986		39.953		273.4	1:45.559		38	33.029		33.108		40.830		<u>277.6</u>	1:46.967	
17	<u>32.091</u>		32.602		<u>39.927</u>			<u>1:44.620</u>		39	32.820		32.875		40.630		275.5	1:46.325	
18	32.369		32.898		Pit In		275.5	1:53.294		40	32.723		32.798		40.323		276.9	1:45.844	
19	Pit Out		33.544		40.763			6:49.480		41	32.510		33.082		41.390		276.2	1:46.982	
20	32.533		32.753		40.186			1:45.472		42	32.573		32.989		40.756		276.2	1:46.318	
21	32.834		32.802		40.511		275.5	1:46.147		43	32.976		32.994		40.664		274.8	1:46.634	
22	32.233		32.772		40.430		<u>277.6</u>	1:45.435		44	33.176		32.739		Pit In		232.3	1:54.731	

700										Ford Mustang GT3									
lap	Sect-1	Speed	Sect-2	Speed	Sect-3	Speed	TopSpeed	laptime	pit	lap	Sect-1	Speed	Sect-2	Speed	Sect-3	Speed	Topspeed	laptime	pit
1	Pit Out		37.559		44.230			2:03.863		23	11:33.727		34.427		39.654		268.0	12:47.808	
2	33.231		33.764		39.426		258.4	1:46.421		24	32.414		33.187		42.859		264.7	1:48.460	
3	31.905		32.634		39.200		262.8	1:43.739		25	32.145		33.586		39.632		268.0	1:45.363	
4	13:35.893		37.404		40.973		264.1	14:54.270		26	31.942		33.167		40.379		266.0	1:45.488	
5	9:26.629		34.810		39.488		262.8	10:40.927		27	32.125		32.739		39.051		267.3	1:43.915	
6	32.079		33.244		Pit In		263.4	1:54.403		28	31.831		32.672		40.606		<u>268.7</u>	1:45.109	
7	Pit Out		41.984		Pit In			10:55.859		29	32.024		32.728		38.970		263.4	1:43.722	
8	Pit Out		36.232		41.205			7:12.194		30	31.870		32.629		38.833		268.0	1:43.332	
9	33.477		34.107		41.744		262.1	1:49.328		31	31.845		32.515		38.965		266.7	1:43.325	
10	31.328		33.174		42.205		266.0	1:46.707		32	31.956		32.553		38.755		<u>268.7</u>	1:43.264	
11	<u>31.191</u>		<u>31.867</u>		38.925		266.7	1:41.983		33	31.942		32.569		Pit In		267.3	1:51.201	
12	31.498		34.540		40.797		264.7	1:46.835		34	Pit Out		35.849		40.345			28:55.064	
13	31.224		31.984		<u>38.496</u>		267.3	<u>1:41.704</u>		35	32.302		32.978		39.161		262.8	1:44.441	
14	31.360		32.437		39.771		266.7	1:43.568		36	32.183		32.681		38.998		265.4	1:43.862	
15	31.379		32.120		Pit In		267.3	1:50.115		37	31.974		32.630		39.145		265.4	1:43.749	
16	Pit Out		35.628		41.067			5:59.904		38	32.236		33.521		44.115		266.7	1:49.872	
17	36.153		33.448		39.804		255.9	1:49.405		39	32.080		32.633		39.095		265.4	1:43.808	
18	33.140		33.581		40.034		262.8	1:46.755		40	32.050		32.620		39.038		267.3	1:43.708	
19	32.567		33.159		39.407		264.1	1:45.133		41	32.456		34.487		40.689		266.7	1:47.632	
20	33.844		34.094		39.363		241.1	1:47.301		42	33.143		32.539		39.369		266.7	1:45.051	
21	32.168		32.842		39.034		268.0	1:44.044		43	31.814		32.647		39.081		267.3	1:43.542	
22	32.226		32.786		39.109		266.7	1:44.121		44	32.114		34.678		Pit In		267.3	2:02.340	



GEDLICH Tests - PORTIMAO

Test Day

14 - 15 December 2024

Laps and Sector Times - GEDLICH TEST - 14-12-2024 - ,

Autodromo Internacional Algarve - 4652mtr.

702										Porsche 992 GT3 Cup									
lap	Sect-1	Speed	Sect-2	Speed	Sect-3	Speed	TopSpeed	laptime	pit	lap	Sect-1	Speed	Sect-2	Speed	Sect-3	Speed	Topspeed	laptime	pit
1	Pit Out		36.955		42.164			1:56.699		21	33.014		33.630		40.919		261.5	1:47.563	
2	34.794		34.214		40.102		216.0	1:49.110		22	33.048		33.564		40.713		264.7	1:47.325	
3	32.766		33.352		<u>39.633</u>		262.1	1:45.751		23	33.576		34.694		41.803		264.7	1:50.073	
4	32.431		<u>33.014</u>		39.704		263.4	<u>1:45.149</u>		24	33.321		33.830		Pit In		261.5	1:57.540	
5	<u>32.417</u>		33.069		40.401		262.8	1:45.887		25	Pit Out		44.227		49.691			59:18.420	
6	10:19.995		34.727		41.602		263.4	11:36.324		26	42.868		46.768		43.805		177.9	2:13.441	
7	33.685		34.650		44.379		259.6	1:52.714		27	36.704		35.170		41.008		252.3	1:52.882	
8	9:43.497		34.628		41.318		261.5	10:59.443		28	32.610		33.420		40.716		264.7	1:46.746	
9	32.978		34.043		40.900		260.9	1:47.921		29	32.608		33.368		40.281		265.4	1:46.257	
10	33.035		33.842		40.888		262.1	1:47.765		30	32.462		33.182		40.127		<u>266.0</u>	1:45.771	
11	32.802		34.307		41.554		264.1	1:48.663		31	32.825		33.518		Pit In		265.4	1:55.151	
12	34.327		34.090		40.746		264.1	1:49.163		32	Pit Out		34.237		41.507			3:38.460	
13	32.971		33.893		40.835		262.8	1:47.699		33	33.508		33.509		41.174		262.8	1:48.191	
14	33.115		33.920		Pit In		263.4	1:57.108		34	32.824		33.729		40.926		263.4	1:47.479	
15	Pit Out		34.458		41.925			9:24.236		35	32.625		35.190		40.746		264.1	1:48.561	
16	33.400		34.374		44.780		261.5	1:52.554		36	32.770		34.644		41.159		263.4	1:48.573	
17	33.306		34.086		41.377		260.9	1:48.769		37	32.873		33.491		41.147		264.7	1:47.511	
18	34.616		35.640		41.826		261.5	1:52.082		38	32.695		33.287		40.832		264.1	1:46.814	
19	33.228		33.740		41.592		259.6	1:48.560		39	32.833		33.307		41.161		264.1	1:47.301	
20	33.083		33.777		44.662		263.4	1:51.522		40	33.661		40.295		Pit In		264.7	2:09.374	

703										Ginetta G61-LT-P3 Evo									
lap	Sect-1	Speed	Sect-2	Speed	Sect-3	Speed	TopSpeed	laptime	pit	lap	Sect-1	Speed	Sect-2	Speed	Sect-3	Speed	Topspeed	laptime	pit
1	Pit Out		34.363		39.543			1:47.939		6	5:47.691		35.947		39.397		272.7	7:03.035	
2	32.688		32.433		37.391		264.7	1:42.512		7	32.007		32.470		38.484		266.0	1:42.961	
3	30.763		31.438		<u>36.989</u>		269.3	1:39.190		8	33.559		32.977		39.628		270.0	1:46.164	
4	<u>30.608</u>		<u>31.187</u>		37.083		<u>273.4</u>	<u>1:38.878</u>		9	31.446		32.437		38.148		270.0	1:42.031	
5	30.924		36.753		41.682		272.0	1:49.359		10	32.096		Pit In		Pit In		271.4	9:33.867	

704										Radical SR3									
lap	Sect-1	Speed	Sect-2	Speed	Sect-3	Speed	TopSpeed	laptime	pit	lap	Sect-1	Speed	Sect-2	Speed	Sect-3	Speed	Topspeed	laptime	pit
1	Pit Out		38.619		43.797			1:59.877		9	36.035		35.976		Pit In		214.7	2:03.945	
2	36.992		36.991		43.402		213.0	1:57.385		10	Pit Out		38.401		44.466			32:09.255	
3	44:16.450		39.303		44.464		213.0	45:40.217		11	36.386		36.933		Pit In		<u>218.6</u>	2:33.111	
4	37.397		37.095		43.716		210.9	1:58.208		12	Pit Out		35.844		43.762			17:07.843	
5	36.908		39.327		43.496		210.9	1:59.731		13	<u>35.117</u>		35.250		<u>42.463</u>		216.9	<u>1:52.830</u>	
6	36.759		37.051		43.117		213.4	1:56.927		14	35.748		<u>34.931</u>		43.019		216.9	1:53.698	
7	37.107		37.478		Pit In		213.0	2:06.759		15	35.596		35.845		42.636		215.6	1:54.077	
8	Pit Out		36.621		44.818			5:53.213		16	43.312		37.770		Pit In		215.6	2:12.450	