

FIM JUNIORGP WORLD CHAMPIONSHIP - PORTIMAO

Autódromo Internacional do Algarve

Stock ECh

20 - 23 June 2024

Laps and Sector Times - RACE - 15 LAPS

Autodromo Internacional Algarve - 4592mtr.

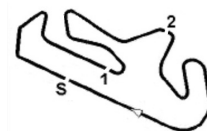
4 PABLO NICOLAS ECHEVERRY										YAMAHA									
lap	Sect-1	Speed	Sect-2	Speed	Sect-3	Speed	TopSpeed	laptime	pit	lap	Sect-1	Speed	Sect-2	Speed	Sect-3	Speed	Topspeed	laptime	pit
1		95.1	33.223		42.817		181.2	1:57.435		9	<u>36.120</u>	94.6	31.484	112.7	42.634		246.0	1:50.238	
2	36.224	91.6	31.583	105.9	42.614		250.6	1:50.421		10	36.136	93.7	31.410	113.1	<u>42.324</u>		249.4	<u>1:49.870</u>	
3	37.002	90.2	31.686	108.9	42.461		251.7	1:51.149		11	36.637	95.2	31.430	111.8	42.342		251.2	1:50.409	
4	36.549	92.2	31.700		42.926		<u>252.3</u>	1:51.175		12	37.046	92.9	<u>31.377</u>	108.9	42.757		246.0	1:51.180	
5	36.416	90.9	31.586		42.514		247.1	1:50.516		13	36.398	<u>95.3</u>	32.495	<u>115.3</u>	43.943		243.8	1:52.836	
6	36.828	93.0	31.643	109.2	42.346		244.3	1:50.817		14	37.243	94.0	32.717		43.782		239.5	1:53.742	
7	36.414	91.8	31.447		42.613		246.6	1:50.474		15	37.743	90.5	33.206	112.4	44.406		240.0	1:55.355	
8	36.311	94.2	31.570		42.580		246.6	1:50.461		16									

7 MANUEL ROCCA										YAMAHA									
lap	Sect-1	Speed	Sect-2	Speed	Sect-3	Speed	TopSpeed	laptime	pit	lap	Sect-1	Speed	Sect-2	Speed	Sect-3	Speed	Topspeed	laptime	pit
1		<u>99.9</u>	32.119	114.3	42.479		173.6	1:55.451		9	37.661	95.5	31.541	115.1	42.490		250.0	1:51.692	
2	35.763	98.0	30.985	114.4	<u>41.713</u>		255.9	1:48.461		10	35.949	96.6	31.615	113.4	42.471		250.0	1:50.035	
3	35.629	95.8	30.934	112.0	41.808		<u>258.4</u>	<u>1:48.371</u>		11	35.832	97.0	30.940	114.8	42.132		250.6	1:48.904	
4	35.757	93.3	31.073	108.8	41.804		255.3	1:48.634		12	35.807	97.7	31.268	112.3	42.178		252.9	1:49.253	
5	37.019	93.3	31.029	111.2	41.942		253.5	1:49.990		13	36.004	96.4	31.387	<u>117.1</u>	42.731		248.3	1:50.122	
6	35.878	93.7	31.136	112.7	42.115		256.5	1:49.129		14	35.765	94.2	<u>30.876</u>	113.1	42.088		247.1	1:48.729	
7	<u>35.388</u>	98.3	31.116	103.7	42.708		252.9	1:49.212		15	35.618	93.8	31.141	116.8	42.153		247.7	1:48.912	
8	35.682	97.3	31.179	115.0	42.109		251.2	1:48.970		16									

11 IKER GARCÍA										YAMAHA									
lap	Sect-1	Speed	Sect-2	Speed	Sect-3	Speed	TopSpeed	laptime	pit	lap	Sect-1	Speed	Sect-2	Speed	Sect-3	Speed	Topspeed	laptime	pit
1		<u>90.0</u>	<u>32.229</u>	<u>117.3</u>	Pit In		<u>165.6</u>	<u>2:15.526</u>		2									

13 DINO IOZZO										YAMAHA									
lap	Sect-1	Speed	Sect-2	Speed	Sect-3	Speed	TopSpeed	laptime	pit	lap	Sect-1	Speed	Sect-2	Speed	Sect-3	Speed	Topspeed	laptime	pit
1		95.1	30.518	113.2	41.367		162.4	1:48.987		7	35.151	97.2	30.129	117.5	40.902		250.0	1:46.182	
2	35.632	98.6	30.752	113.6	41.341		257.1	1:47.725		8	35.177	101.7	30.117	<u>122.7</u>	41.360		250.6	1:46.654	
3	35.087	97.7	30.024	121.1	41.695		254.1	1:46.806		9	<u>34.798</u>	<u>106.0</u>	30.442	117.5	40.756		251.7	1:45.996	
4	35.012	97.9	<u>30.022</u>	118.3	40.927		252.9	1:45.961		10	35.568	98.6	30.322	115.6	40.885		<u>260.2</u>	1:46.775	
5	34.842	100.9	30.216	119.7	<u>40.729</u>		254.1	<u>1:45.787</u>		11	35.458	98.4	30.359	114.6	41.028		253.5	1:46.845	
6	35.414	99.6	30.491	109.9	41.266		254.7	1:47.171		12									

14 KAVIN QUINTAL										YAMAHA									
lap	Sect-1	Speed	Sect-2	Speed	Sect-3	Speed	TopSpeed	laptime	pit	lap	Sect-1	Speed	Sect-2	Speed	Sect-3	Speed	Topspeed	laptime	pit
1		97.4	33.930	108.8	42.655		181.5	1:57.526		9	36.848	94.2	32.110	106.6	43.401		246.0	1:52.359	
2	37.616	96.9	<u>31.371</u>	<u>111.9</u>	42.614		242.2	1:51.601		10	36.939	95.7	32.076	104.8	43.474		247.7	1:52.489	
3	<u>36.327</u>	92.8	31.444	109.0	42.551		253.5	<u>1:50.322</u>		11	36.864	95.6	32.060	107.2	43.149		244.9	1:52.073	
4	36.806	93.6	31.718	106.6	<u>42.529</u>		<u>255.9</u>	1:51.053		12	36.881	<u>97.5</u>	42.495	103.6	43.371		246.0	2:02.747	
5	36.806	95.9	31.608	107.0	42.781		250.0	1:51.195		13	37.097	94.4	32.197	105.5	43.332		244.3	1:52.626	
6	36.644	95.2	31.592	106.2	42.988		251.2	1:51.224		14	36.903	92.0	32.009	108.2	43.460		244.9	1:52.372	
7	36.613	93.5	31.952	106.8	43.797		252.3	1:52.362		15	36.847	95.7	32.415	106.6	43.610		244.3	1:52.872	
8	37.075	95.2	32.266	105.3	43.357		247.7	1:52.698		16									



FIM JUNIORGP WORLD CHAMPIONSHIP - PORTIMAO

Autódromo Internacional do Algarve

Stock ECh

20 - 23 June 2024

Laps and Sector Times - RACE - 15 LAPS

Autodromo Internacional Algarve - 4592mtr.

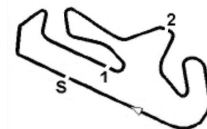
21 DANIEL BROOKS										YAMAHA									
lap	Sect-1	Speed	Sect-2	Speed	Sect-3	Speed	TopSpeed	laptime	pit	lap	Sect-1	Speed	Sect-2	Speed	Sect-3	Speed	Topspeed	laptime	pit
1		95.1	32.252	107.1	42.751		184.9	1:56.172		9	36.395	94.0	31.284	108.2	42.339		254.7	1:50.018	
2	<u>36.173</u>	94.2	31.976	109.9	42.624		<u>260.9</u>	1:50.773		10	36.716	93.8	31.343	109.5	42.641		254.7	1:50.700	
3	37.043	89.8	31.239	109.3	42.545		253.5	1:50.827		11	36.603	94.3	31.144	108.4	42.500		250.0	1:50.247	
4	36.415	92.8	31.379	109.1	42.973		253.5	1:50.767		12	36.711	94.5	31.311	111.6	42.442		249.4	1:50.464	
5	36.546	<u>96.9</u>	31.776	106.9	42.563		250.6	1:50.885		13	36.659	92.9	31.497	108.9	42.238		248.3	1:50.394	
6	36.507	95.2	31.296	110.7	<u>42.116</u>		254.1	<u>1:49.919</u>		14	36.680	93.3	<u>31.046</u>	112.0	42.248		251.2	1:49.974	
7	36.359	92.6	31.498	106.6	42.412		256.5	1:50.269		15	36.436	95.2		<u>113.6</u>	42.411		252.9	1:50.140	
8	36.539	93.7	31.159	108.9	42.411		255.3	1:50.109		16									

22 DECLAN VAN ROSMALEN										YAMAHA									
lap	Sect-1	Speed	Sect-2	Speed	Sect-3	Speed	TopSpeed	laptime	pit	lap	Sect-1	Speed	Sect-2	Speed	Sect-3	Speed	Topspeed	laptime	pit
1		90.9	36.057	112.0	42.497		183.4	1:58.393		9	36.386	96.2	31.931	106.6	42.663		246.0	1:50.980	
2	36.329	95.4	31.302	105.2	42.141		261.5	1:49.772		10	36.685	98.6	31.538	113.0	42.099		250.0	1:50.322	
3	36.259	88.9	31.555	104.8	42.130		<u>263.4</u>	1:49.944		11	36.073	99.2	31.350	115.6	42.496		247.7	1:49.919	
4	36.355	91.2	31.393	107.5	42.703		258.4	1:50.451		12	36.659	94.7	31.301	113.8	42.261		247.1	1:50.221	
5	<u>35.916</u>	<u>102.3</u>	31.362	<u>117.5</u>	42.282		250.6	1:49.560		13	36.108	101.7	32.223	109.1	42.494		247.1	1:50.825	
6	36.321	95.7	31.532	114.4	42.536		247.7	1:50.389		14	36.392	98.1	31.256	109.5	42.675		246.6	1:50.323	
7	36.418	95.0	31.297	111.6	42.196		249.4	1:49.911		15	36.130	97.3			<u>41.979</u>		249.4	<u>1:49.293</u>	
8	36.352	94.5	<u>31.102</u>	114.9	42.316		248.8	1:49.770		16									

25 ANDY VERDOÏA										HONDA									
lap	Sect-1	Speed	Sect-2	Speed	Sect-3	Speed	TopSpeed	laptime	pit	lap	Sect-1	Speed	Sect-2	Speed	Sect-3	Speed	Topspeed	laptime	pit
1		97.5	30.766	114.8	<u>41.292</u>		160.0	1:49.564		9	35.311	100.6	30.837	113.8	41.667		259.6	1:47.815	
2	35.354	98.9	30.625	112.4	41.464		<u>260.2</u>	1:47.443		10	35.486	99.8	30.883	113.9	41.595		255.9	1:47.964	
3	35.492	100.5	<u>30.459</u>	115.0	41.505		257.1	1:47.456		11	35.391	99.5	30.765	117.3	41.613		256.5	1:47.769	
4	35.403	100.0	30.591	115.6	41.457		259.6	1:47.451		12	35.381	101.5	30.773	114.3	41.652		257.8	1:47.806	
5	35.587	99.4	30.756	115.1	41.492		253.5	1:47.835		13	35.458	<u>104.5</u>	30.876	115.3	41.582		259.0	1:47.916	
6	35.680	99.7	30.875	117.3	41.568		255.9	1:48.123		14	35.312	99.7	30.640	114.4	41.442		255.9	<u>1:47.394</u>	
7	35.421	101.1	30.738	115.9	41.466		256.5	1:47.625		15	<u>35.181</u>	100.4	30.682	113.7	41.563		257.1	1:47.426	
8	35.340	99.6	30.742	<u>117.4</u>	41.882		257.8	1:47.964		16									

26 FRANCISCO RUIZ										YAMAHA									
lap	Sect-1	Speed	Sect-2	Speed	Sect-3	Speed	TopSpeed	laptime	pit	lap	Sect-1	Speed	Sect-2	Speed	Sect-3	Speed	Topspeed	laptime	pit
1		101.2	31.189		41.785		169.5	1:52.790		9	35.845	97.2	31.392	114.2	42.048		256.5	1:49.285	
2	35.712	96.3	<u>30.660</u>	<u>116.1</u>	<u>41.670</u>		<u>263.4</u>	<u>1:48.042</u>		10	35.889	96.3	31.075		42.406		257.8	1:49.370	
3	<u>35.321</u>	98.5	30.810	110.5	42.260		262.1	1:48.391		11	35.696	100.8	31.164	113.3	42.303		254.7	1:49.163	
4	35.358	<u>102.5</u>	30.993	115.6	41.878		259.0	1:48.229		12	35.832	99.8	31.259	112.0	42.409		254.7	1:49.500	
5	35.490	102.4	31.095	114.2	42.201		250.6	1:48.786		13	35.820	99.4	31.263	109.8	42.407		253.5	1:49.490	
6	36.477	96.2	30.854	110.2	41.987		256.5	1:49.318		14	35.519	97.9	30.948	110.8	42.065		253.5	1:48.532	
7	35.702	96.9	30.834		42.124		259.0	1:48.660		15	35.678	101.8		<u>111.6</u>	42.552		253.5	1:49.494	
8	35.663	96.0	31.199	114.4	42.381		257.8	1:49.243		16									

29 MASSIMO COPPA										YAMAHA									
lap	Sect-1	Speed	Sect-2	Speed	Sect-3	Speed	TopSpeed	laptime	pit	lap	Sect-1	Speed	Sect-2	Speed	Sect-3	Speed	Topspeed	laptime	pit
1		100.9	32.455	111.3	42.723		187.2	1:55.463		9	<u>35.758</u>	99.5	31.570	110.8	42.496		251.7	1:49.824	
2	35.896	<u>108.2</u>	32.727	<u>113.4</u>	42.856		254.7	1:51.479		10	35.972	98.2	31.681		42.611		251.2	1:50.264	



FIM JUNIORGP WORLD CHAMPIONSHIP - PORTIMAO

Autódromo Internacional do Algarve

Stock ECh

20 - 23 June 2024

Laps and Sector Times - RACE - 15 LAPS

Autodromo Internacional Algarve - 4592mtr.

3	37.148	94.8	31.800	111.8	42.195	251.2	1:51.143	11	36.517	95.4	31.509	42.482	254.7	1:50.508	
4	36.643	94.0	31.626	111.1	42.427	255.9	1:50.696	12	36.627	98.5	31.582	110.0	42.254	250.0	1:50.463
5	36.852	99.2	31.799	109.4	42.228	252.9	1:50.879	13	36.124	94.6	31.660	110.2	42.434	252.3	1:50.218
6	37.593	102.7	31.553	109.6	42.434	<u>256.5</u>	1:51.580	14	36.297	97.1	<u>31.332</u>	111.6	42.252	252.9	1:49.881
7	35.825	100.7	31.467		42.439	254.1	<u>1:49.731</u>	15	36.083	99.3	31.867	110.4	<u>42.126</u>	255.3	1:50.076
8	36.034	95.9	31.373	111.5	42.468	252.9	1:49.875	16							

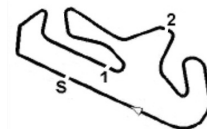
33 FILIP REHACEK									YAMAHA										
lap	Sect-1	Speed	Sect-2	Speed	Sect-3	Speed	TopSpeed	laptime	pit	lap	Sect-1	Speed	Sect-2	Speed	Sect-3	Speed	Topspeed	laptime	pit

35 YERAY SAI Z									YAMAHA										
lap	Sect-1	Speed	Sect-2	Speed	Sect-3	Speed	TopSpeed	laptime	pit	lap	Sect-1	Speed	Sect-2	Speed	Sect-3	Speed	Topspeed	laptime	pit
1		102.8	33.168	110.0	42.308	183.1	1:55.127	9	35.968	99.4	31.540	111.2	42.303	250.6	1:49.811				
2	<u>35.624</u>	<u>104.3</u>	31.124	112.4	41.861	250.6	<u>1:48.609</u>	10	36.085	97.6	31.520	109.8	42.372	244.9	1:49.977				
3	36.097	97.2	<u>30.957</u>	110.3	41.707	250.6	1:48.761	11	36.112	98.6	31.450	110.4	42.136	244.9	1:49.698				
4	35.831	95.8	31.203	111.5	<u>41.699</u>	<u>257.1</u>	1:48.733	12	36.064	98.0	31.534	108.4	42.515	244.3	1:50.113				
5	35.788	98.8	31.125	110.9	42.225	254.1	1:49.138	13	36.233	97.9	31.613	109.0	42.311	243.8	1:50.157				
6	36.079	97.9	31.301	110.7	42.253	246.6	1:49.633	14	36.196	97.2	31.226	111.9	42.263	244.9	1:49.685				
7	35.922	97.7	31.253	107.7	42.274	246.6	1:49.449	15	36.015	97.2	31.462	110.5	42.581	245.5	1:50.058				
8	35.978	98.0	31.231	<u>114.3</u>	41.922	251.7	1:49.131	16											

44 ADRIÁN RODRÍGUEZ									YAMAHA										
lap	Sect-1	Speed	Sect-2	Speed	Sect-3	Speed	TopSpeed	laptime	pit	lap	Sect-1	Speed	Sect-2	Speed	Sect-3	Speed	Topspeed	laptime	pit
1		98.9	30.525	113.1	40.987	159.5	1:48.377	9	35.520	103.3	30.526	115.3	41.492	251.7	1:47.538				
2	35.464	99.6	<u>30.299</u>	113.3	<u>40.909</u>	259.0	1:46.672	10	35.827	101.4	30.789		41.685	250.0	1:48.301				
3	35.239	98.7	30.389		41.048	259.0	1:46.676	11	35.772	102.5	30.738		41.590	250.0	1:48.100				
4	<u>35.209</u>	97.0	30.402	115.9	41.002	<u>259.6</u>	<u>1:46.613</u>	12	35.610	103.5	30.497	115.1	41.543	249.4	1:47.650				
5	35.550	99.4	30.346	113.6	41.002	251.7	1:46.898	13	35.808	103.3	30.665	117.1	41.573	251.2	1:48.046				
6	35.321	99.0	30.454	114.3	41.438	259.0	1:47.213	14	35.553	103.3	30.657	<u>117.9</u>	41.641	251.2	1:47.851				
7	35.600	97.9	30.385	114.3	41.442	249.4	1:47.427	15	35.252	<u>104.3</u>	30.581		41.678	250.0	1:47.511				
8	35.662	99.3	30.720	113.8	41.981	252.9	1:48.363	16											

47 TIBOR ERIK VARGA									YAMAHA										
lap	Sect-1	Speed	Sect-2	Speed	Sect-3	Speed	TopSpeed	laptime	pit	lap	Sect-1	Speed	Sect-2	Speed	Sect-3	Speed	Topspeed	laptime	pit
1		96.3	31.572	106.3	41.857	167.4	1:51.520	9	35.309	102.9	30.853	110.9	41.471	257.1	1:47.633				
2	35.335	99.8	30.542	111.1	41.229	261.5	1:47.106	10	35.344	100.8	31.071	110.9	41.609	257.1	1:48.024				
3	35.656	97.3	30.618	107.8	41.288	<u>264.1</u>	1:47.562	11	35.488	98.1	30.753	114.5	41.555	257.1	1:47.796				
4	35.507	96.4	30.397	<u>116.1</u>	41.219	260.9	1:47.123	12	35.428	<u>106.3</u>	31.589	107.5	41.718	258.4	1:48.735				
5	<u>35.046</u>	100.5	<u>30.252</u>	113.6	<u>41.207</u>	259.6	<u>1:46.505</u>	13	35.506	98.3	30.745	109.5	41.687	256.5	1:47.938				
6	35.217	99.5	30.519	115.3	41.511	259.6	1:47.247	14	35.464	99.4	30.680	108.4	41.542	257.8	1:47.686				
7	35.220	97.8	30.864	113.2	41.365	254.7	1:47.449	15	35.438	98.5	30.730	113.9	41.591	255.9	1:47.759				
8	35.233	100.6	30.671	111.3	41.466	255.3	1:47.370	16											

51 JUAN P. URIOSTEGUI									HONDA										
lap	Sect-1	Speed	Sect-2	Speed	Sect-3	Speed	TopSpeed	laptime	pit	lap	Sect-1	Speed	Sect-2	Speed	Sect-3	Speed	Topspeed	laptime	pit
1		92.0	31.867	108.0	41.676	175.6	1:53.527	9	35.867	94.3	31.132	<u>122.3</u>	41.739	252.3	1:48.738				
2	35.710	97.4	30.695	115.9	<u>41.204</u>	257.1	<u>1:47.609</u>	10	35.667	99.7	31.222	118.9	41.808	251.7	1:48.697				



FIM JUNIORGP WORLD CHAMPIONSHIP - PORTIMAO

Autódromo Internacional do Algarve

Stock ECH

20 - 23 June 2024

Laps and Sector Times - RACE - 15 LAPS

Autodromo Internacional Algarve - 4592mtr.

3	<u>35.329</u>	100.0	<u>30.651</u>	116.1	42.138	<u>262.8</u>	1:48.118	11	36.368	95.2	30.962	116.9	41.683	250.0	1:49.013
4	35.592	<u>101.8</u>	30.928	117.1	41.706	256.5	1:48.226	12	35.795	97.4	31.058	118.8	41.792	252.3	1:48.645
5	35.843	101.7	30.825	115.6	42.121	250.6	1:48.789	13	35.738	100.1	31.192	118.3	41.919	250.6	1:48.849
6	35.832	97.6	31.028	119.1	41.576	252.9	1:48.436	14	36.052	97.3	31.188	117.3	41.852	250.0	1:49.092
7	35.697	98.8	30.907	120.0	41.594	254.1	1:48.198	15	35.715	98.9	31.036	117.1	41.777	250.0	1:48.528
8	35.601	98.6	31.115	121.8	41.875	252.3	1:48.591	16							

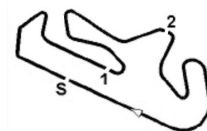
58 JOSE LUIS ARMARIO									YAMAHA										
lap	Sect-1	Speed	Sect-2	Speed	Sect-3	Speed	TopSpeed	laptime	pit	lap	Sect-1	Speed	Sect-2	Speed	Sect-3	Speed	Topspeed	laptime	pit
1		88.2	31.635	112.4	41.532		163.6	1:52.066		9	35.890	94.3	30.917	114.2	41.976		249.4	1:48.783	
2	36.201	92.6	30.610	117.1	<u>41.210</u>		259.6	1:48.021		10	36.136	93.6	31.146	116.9	41.664		249.4	1:48.946	
3	35.596	92.5	30.514	117.3	41.495		258.4	1:47.605		11	36.554	93.8	30.776	116.8	41.726		246.0	1:49.056	
4	<u>35.521</u>	95.1	30.640	116.0	41.303		<u>260.2</u>	<u>1:47.464</u>		12	36.903	<u>96.9</u>	30.987		41.535		245.5	1:49.425	
5	35.534	94.7	<u>30.433</u>	<u>120.1</u>	41.516		255.3	1:47.483		13	36.122	92.9	30.728	115.5	41.594		248.3	1:48.444	
6	35.633	94.4	30.668	117.0	41.377		253.5	1:47.678		14	36.123	94.3	30.976	111.0	41.963		247.1	1:49.062	
7	35.673	95.1	30.886	113.0	41.651		249.4	1:48.210		15	36.021	95.7	30.730	116.5	41.914		244.9	1:48.665	
8	35.776	94.7	30.850	117.6	41.833		249.4	1:48.459		16									

61 JAVIER DEL OLMO									KAWASAKI										
lap	Sect-1	Speed	Sect-2	Speed	Sect-3	Speed	TopSpeed	laptime	pit	lap	Sect-1	Speed	Sect-2	Speed	Sect-3	Speed	Topspeed	laptime	pit
1		91.2	31.062	111.1	41.942		178.8	1:51.831		5	36.068	<u>96.3</u>	30.878	111.8	41.742		256.5	1:48.688	
2	36.055	95.7	<u>30.698</u>	112.4	<u>41.515</u>		255.9	<u>1:48.268</u>		6	36.152	94.2	30.957	<u>113.8</u>	41.938		254.1	1:49.047	
3	<u>35.792</u>	92.0	30.854	113.2	42.917		<u>259.6</u>	1:49.563		7	35.911	95.9	30.888	112.6	41.679		254.1	1:48.478	
4	36.142	91.7	30.982	113.0	41.838		259.0	1:48.962		8	1:35.169	64.7	39.859	92.2	Pit In		254.1	3:23.863	

69 ARCHIE BOB MCDONALD									YAMAHA										
lap	Sect-1	Speed	Sect-2	Speed	Sect-3	Speed	TopSpeed	laptime	pit	lap	Sect-1	Speed	Sect-2	Speed	Sect-3	Speed	Topspeed	laptime	pit
1		97.9	30.280	120.9	41.208		154.1	1:47.755		9	35.150	99.5	30.266	121.2	41.375		252.9	1:46.791	
2	35.442	99.4	<u>30.138</u>	120.4	41.192		251.7	1:46.772		10	35.309	99.9	30.314	<u>122.2</u>	41.187		254.1	1:46.810	
3	35.140	100.6	30.259	120.4	41.283		253.5	1:46.682		11	35.163	101.6	30.347	120.1	41.374		<u>254.7</u>	1:46.884	
4	35.258	100.7	30.189	120.9	41.510		254.1	1:46.957		12	35.243	101.7	30.416	119.9	41.327		251.2	1:46.986	
5	35.237	99.6	30.239	119.7	41.059		252.9	1:46.535		13	35.343	102.0	30.413	119.5	41.394		252.3	1:47.150	
6	35.099	99.9	30.235	119.5	41.109		252.9	<u>1:46.443</u>		14	35.173	<u>102.3</u>	30.295	119.7	41.257		252.3	1:46.725	
7	35.181	99.4	30.234		41.177		252.3	1:46.592		15	36.100	98.2	30.378	120.9	<u>40.900</u>		247.1	1:47.378	
8	<u>35.077</u>	102.1	30.218	120.8	41.251		252.9	1:46.546		16									

71 RUBÉN ROMERO									YAMAHA										
lap	Sect-1	Speed	Sect-2	Speed	Sect-3	Speed	TopSpeed	laptime	pit	lap	Sect-1	Speed	Sect-2	Speed	Sect-3	Speed	Topspeed	laptime	pit

73 GONÇALO RIBEIRO									YAMAHA										
lap	Sect-1	Speed	Sect-2	Speed	Sect-3	Speed	TopSpeed	laptime	pit	lap	Sect-1	Speed	Sect-2	Speed	Sect-3	Speed	Topspeed	laptime	pit
1		93.0	32.943	110.8	42.186		178.2	1:56.413		9	36.198	98.5	31.499	109.3	42.237		250.6	1:49.934	
2	36.473	97.0	32.181	109.3	<u>41.983</u>		<u>258.4</u>	1:50.637		10	36.406	100.2	31.488	113.2	42.659		251.7	1:50.553	
3	36.390	96.8	31.500	110.3	42.195		255.3	1:50.085		11	36.142	99.4	31.541	112.3	42.365		250.6	1:50.048	
4	36.131	97.9	31.428	107.8	42.250		250.0	1:49.809		12	36.413	96.3	31.667	111.5	42.091		250.0	1:50.171	
5	<u>35.710</u>	<u>110.3</u>	34.032	110.3	42.281		248.8	1:52.023		13	36.056	100.7	31.626	109.5	42.625		250.6	1:50.307	
6	36.099	99.7	31.587	109.8	42.108		250.0	<u>1:49.794</u>		14	36.213	101.8	31.403	113.0	42.529		246.6	1:50.145	



FIM JUNIORGP WORLD CHAMPIONSHIP - PORTIMAO

Autódromo Internacional do Algarve

Stock ECH

20 - 23 June 2024

Laps and Sector Times - RACE - 15 LAPS

Autodromo Internacional Algarve - 4592mtr.

7	36.431	96.5	31.833	107.8	42.085	247.7	1:50.349	15	35.994	100.7	31.556	114.3	42.705	246.0	1:50.255
8	36.390	102.0	<u>31.285</u>	<u>116.0</u>	42.551	254.1	1:50.226	16							

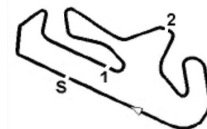
74 CARTER BROWN									YAMAHA										
lap	Sect-1	Speed	Sect-2	Speed	Sect-3	Speed	TopSpeed	laptime	pit	lap	Sect-1	Speed	Sect-2	Speed	Sect-3	Speed	Topspeed	laptime	pit
1		98.8	31.409	112.0	42.079			1:57.637		9	36.361	95.7	31.468	106.3	42.962		246.0	1:50.791	
2	36.524	<u>106.6</u>	31.499	110.0	42.304		246.6	1:50.327		10	36.899	98.2	31.455	113.7	42.883		243.2	1:51.237	
3	36.348	93.5	31.313	111.9	42.177		<u>254.1</u>	1:49.838		11	36.736	96.9	31.120	111.5	42.394		248.3	1:50.250	
4	36.563	90.2	31.238	110.5	42.950		252.3	1:50.751		12	36.832	97.6	31.234	111.0	42.537		249.4	1:50.603	
5	36.766	97.9	31.671	110.2	42.218		245.5	1:50.655		13	36.348	99.5	31.258	110.4	42.319		249.4	1:49.925	
6	<u>36.106</u>	96.1	30.988	<u>114.9</u>	42.393		248.3	<u>1:49.487</u>		14	36.399	98.5	<u>30.984</u>	112.0	42.233		244.9	1:49.616	
7	36.686	95.3	31.340	113.6	<u>41.934</u>		247.7	1:49.960		15	36.234	98.8	31.140	112.6	42.377		250.6	1:49.751	
8	36.390	95.5	31.183	113.9	42.198		247.1	1:49.771		16									

76 GONÇALO CAPOTE									YAMAHA											
lap	Sect-1	Speed	Sect-2	Speed	Sect-3	Speed	TopSpeed	laptime	pit	lap	Sect-1	Speed	Sect-2	Speed	Sect-3	Speed	Topspeed	laptime	pit	
1		93.0	32.200	<u>114.4</u>	<u>41.772</u>		173.9	1:53.484		2										

80 BENCE KECSKÉS									YAMAHA										
lap	Sect-1	Speed	Sect-2	Speed	Sect-3	Speed	TopSpeed	laptime	pit	lap	Sect-1	Speed	Sect-2	Speed	Sect-3	Speed	Topspeed	laptime	pit
1		92.9	30.881	112.4	41.262		168.8	1:50.817		9	36.155	93.7	31.072	<u>115.5</u>	41.761		254.7	1:48.988	
2	<u>35.399</u>	95.2	<u>30.555</u>	113.1	41.183		<u>257.1</u>	<u>1:47.137</u>		10	36.053	94.1	30.704		41.658		251.7	1:48.415	
3	35.869	96.2	30.664	111.9	41.570		250.6	1:48.103		11	36.061	96.3	30.715	114.5	42.124		255.3	1:48.900	
4	36.170	96.7	30.622	106.9	<u>41.125</u>		<u>257.1</u>	1:47.917		12	36.098	93.0	30.998	113.3	41.695		248.8	1:48.791	
5	35.709	99.9	30.597		41.487		254.1	1:47.793		13	36.047	95.7	31.009	112.6	41.796		252.9	1:48.852	
6	38.876	<u>100.5</u>	30.877	111.9	41.669		251.7	1:51.422		14	36.165	96.5	31.117	113.4	41.834		255.9	1:49.116	
7	37.006	98.6	30.877	113.8	41.811		251.7	1:49.694		15	35.773	97.8	31.263	115.1	41.531		255.3	1:48.567	
8	35.952	98.5	31.104	114.6	41.711		250.0	1:48.767		16									

81 JOAN SANTOS									YAMAHA										
lap	Sect-1	Speed	Sect-2	Speed	Sect-3	Speed	TopSpeed	laptime	pit	lap	Sect-1	Speed	Sect-2	Speed	Sect-3	Speed	Topspeed	laptime	pit
1		84.4	31.207	<u>115.0</u>	41.523		172.2	1:51.857		9	35.719	92.2	30.811	111.1	41.647		254.1	1:48.177	
2	35.817	94.7	<u>30.490</u>	114.5	41.491		255.3	1:47.798		10	35.963	93.3	30.896	112.4	42.121		251.2	1:48.980	
3	35.581	94.7	30.643	111.2	41.653		257.8	1:47.877		11	36.186	93.3	30.865	111.6	41.927		247.1	1:48.978	
4	35.989	94.0	30.614	114.5	<u>41.445</u>		257.8	1:48.048		12	36.707	94.8	30.686	111.7	41.898		246.6	1:49.291	
5	<u>35.477</u>	92.3	30.538	112.6	41.589		<u>259.6</u>	<u>1:47.604</u>		13	36.051	<u>95.1</u>	30.727	109.4	41.802		246.6	1:48.580	
6	35.661	94.1	30.716	114.2	41.539		256.5	1:47.916		14	36.020	94.1	30.966	110.0	42.156		247.7	1:49.142	
7	35.652	92.9	30.716	111.6	41.663		253.5	1:48.031		15	36.412	91.9	30.872	112.6	41.852		246.0	1:49.136	
8	35.975	95.0	30.806	111.5	41.649		253.5	1:48.430		16									

82 MARIO MAYOR									YAMAHA										
lap	Sect-1	Speed	Sect-2	Speed	Sect-3	Speed	TopSpeed	laptime	pit	lap	Sect-1	Speed	Sect-2	Speed	Sect-3	Speed	Topspeed	laptime	pit
1		98.7	30.454	116.5	41.034		157.2	1:48.171		9	<u>34.987</u>	100.0	<u>30.249</u>		41.172		254.7	1:46.408	
2	35.383	98.5	30.327	115.3	<u>40.907</u>		255.3	1:46.617		10	35.502	99.4	30.327	119.6	40.975		248.8	1:46.804	
3	35.089	98.4	30.376	117.8	41.091		256.5	1:46.556		11	35.339	99.2	30.385		41.216		254.1	1:46.940	
4	35.387	97.0	30.316	117.3	41.142		249.4	1:46.845		12	35.349	98.5	30.472	118.7	41.085		249.4	1:46.906	
5	35.456	99.3	30.336	117.8	40.980		248.8	1:46.772		13	35.527	100.1	30.434	117.4	41.208		248.8	1:47.169	
6	35.079	98.2	30.328	116.5	41.000		<u>257.8</u>	<u>1:46.407</u>		14	35.331	100.3	30.352	116.5	40.984		251.2	1:46.667	



FIM JUNIORGP WORLD CHAMPIONSHIP - PORTIMAO

Autódromo Internacional do Algarve

Stock ECH

20 - 23 June 2024

Laps and Sector Times - RACE - 15 LAPS

Autodromo Internacional Algarve - 4592mtr.

7	35.169	97.3	30.307	117.1	41.033	256.5	1:46.509	15	35.431	<u>103.3</u>	30.567	119.1	41.459	246.0	1:47.457
8	35.174	<u>103.3</u>	30.471	<u>119.7</u>	41.208	253.5	1:46.853	16							

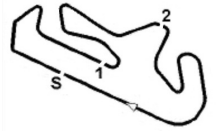
86 KYLIAN NESTOLA									YAMAHA										
lap	Sect-1	Speed	Sect-2	Speed	Sect-3	Speed	TopSpeed	laptime	pit	lap	Sect-1	Speed	Sect-2	Speed	Sect-3	Speed	Topspeed	laptime	pit
1		93.7	30.827	<u>112.5</u>	41.669		168.2	1:50.300		4	<u>35.367</u>	<u>96.4</u>	30.850	101.5	41.648		<u>256.5</u>	1:47.865	
2	35.622	96.1	<u>30.588</u>	108.9	<u>41.444</u>		254.1	<u>1:47.654</u>		5	35.921	96.3	30.609	111.3	41.649		255.9	1:48.179	
3	36.019	93.0	30.662	107.4	41.453		250.6	1:48.134		6									

89 DEMIS MIHAILA									YAMAHA										
lap	Sect-1	Speed	Sect-2	Speed	Sect-3	Speed	TopSpeed	laptime	pit	lap	Sect-1	Speed	Sect-2	Speed	Sect-3	Speed	Topspeed	laptime	pit
1		102.0	31.274	115.3	41.457		161.7	1:50.830		9	35.155	100.1	<u>30.559</u>	114.4	41.182		255.3	1:46.896	
2	35.573	96.9	30.773	116.0	41.451		258.4	1:47.797		10	35.448	98.7	30.778	111.1	41.505		262.8	1:47.731	
3	35.826	95.8	30.663	109.9	41.365		<u>264.1</u>	1:47.854		11	35.505	99.1	30.770	<u>117.5</u>	41.324		255.9	1:47.599	
4	35.388	99.4	30.697	115.5	40.987		260.2	1:47.072		12	<u>35.130</u>	<u>104.8</u>	30.911	112.4	41.457		258.4	1:47.498	
5	35.178	98.0	30.572	114.3	<u>40.888</u>		259.6	<u>1:46.638</u>		13	35.345	100.7	30.657	112.3	41.480		250.0	1:47.482	
6	35.443	98.8	30.969	113.7	41.518		257.8	1:47.930		14	35.354	101.7	30.583	113.3	41.455		250.0	1:47.392	
7	35.451	98.0	30.690	113.6	41.452		258.4	1:47.593		15	35.526	101.7	30.768	115.1	42.101		250.6	1:48.395	
8	35.436	96.0	30.647	113.4	41.353		260.2	1:47.436		16									

91 BORJA JIMÉNEZ									YAMAHA										
lap	Sect-1	Speed	Sect-2	Speed	Sect-3	Speed	TopSpeed	laptime	pit	lap	Sect-1	Speed	Sect-2	Speed	Sect-3	Speed	Topspeed	laptime	pit
1		94.0	30.731	117.5	<u>41.179</u>		159.5	1:49.155		9	35.118	100.8	30.936	113.4	41.540		259.0	1:47.594	
2	35.302	99.5	30.654	116.5	41.820		<u>262.1</u>	1:47.776		10	35.288	99.6	30.917	111.6	41.600		257.8	1:47.805	
3	35.287	98.9	<u>30.550</u>	115.6	41.627		261.5	1:47.464		11	35.842	98.6	30.873	117.4	41.749		252.3	1:48.464	
4	<u>35.107</u>	99.8	30.651		41.708		259.6	1:47.466		12	35.395	100.7	31.108	111.2	41.871		259.6	1:48.374	
5	35.205	99.6	30.636	<u>118.8</u>	41.597		258.4	<u>1:47.438</u>		13	35.372	<u>109.4</u>	32.430		42.110		259.0	1:49.912	
6	35.321	102.1	30.695		41.708		255.3	1:47.724		14	35.868	99.4	31.179	111.7	42.438		254.7	1:49.485	
7	35.479	101.7	30.822		41.440		254.7	1:47.741		15	35.936	97.6	31.431	112.9	43.268		254.1	1:50.635	
8	35.325	98.5	30.693	118.7	41.557		259.6	1:47.575		16									

92 NIL ROIG									YAMAHA										
lap	Sect-1	Speed	Sect-2	Speed	Sect-3	Speed	TopSpeed	laptime	pit	lap	Sect-1	Speed	Sect-2	Speed	Sect-3	Speed	Topspeed	laptime	pit
1		90.2	31.337	<u>119.2</u>	41.909		176.8	1:52.524		9	35.818	95.8	32.322	113.1	42.026		251.7	1:50.166	
2	36.204	96.2	30.714	114.2	<u>41.609</u>		255.9	1:48.527		10	36.024	96.9	31.519	112.4	42.327		247.1	1:49.870	
3	<u>35.710</u>	95.7	<u>30.569</u>	109.1	42.261		<u>259.0</u>	1:48.540		11	35.991	94.5	30.953	107.1	42.201		252.3	1:49.145	
4	35.967	96.9	30.755	117.1	41.720		256.5	1:48.442		12	36.079	95.5	31.098	111.5	42.248		251.7	1:49.425	
5	35.764	<u>97.3</u>	30.896	112.1	41.617		257.1	1:48.277		13	36.214	94.2	31.056	106.2	42.232		250.0	1:49.502	
6	36.089	96.5	30.973	109.9	41.764		251.7	1:48.826		14	36.005	92.9	31.055	110.0	42.087		250.6	1:49.147	
7	35.833	95.7	30.715	111.0	41.708		252.3	<u>1:48.256</u>		15	36.107	94.0	31.236	110.7	42.413		247.7	1:49.756	
8	35.916	96.3	30.974	114.4	41.951		250.6	1:48.841		16									

99 MOHAMMED BINLADIN									YAMAHA										
lap	Sect-1	Speed	Sect-2	Speed	Sect-3	Speed	TopSpeed	laptime	pit	lap	Sect-1	Speed	Sect-2	Speed	Sect-3	Speed	Topspeed	laptime	pit
1		89.3	31.676	105.6	42.430		175.0	1:55.624		9	36.145	92.4	31.484	102.8	42.922		248.8	1:50.551	
2	35.984	<u>108.0</u>	33.842	103.0	42.924		251.7	1:52.750		10	36.357	93.2	31.285	105.9	42.856		252.3	1:50.498	
3	36.393	92.4	31.437	101.5	42.430		<u>262.1</u>	1:50.260		11	36.408	93.6	31.406	106.9	42.388		252.9	1:50.202	
4	38.285	93.8	31.176	103.8	42.452		242.7	1:51.913		12	36.929	90.6	31.576	102.1	42.484		250.0	1:50.989	



FIM JUNIORGP WORLD CHAMPIONSHIP - PORTIMAO

Autódromo Internacional do Algarve

Stock ECh

20 - 23 June 2024

Laps and Sector Times - RACE - 15 LAPS

Autodromo Internacional Algarve - 4592mtr.

5	36.167	98.3	31.679	104.9	42.326	255.3	1:50.172	13	36.268	94.1	<u>31.101</u>	106.1	42.117	251.2	1:49.486
6	36.026	99.9	31.104	105.2	42.082	247.7	1:49.212	14	<u>35.546</u>	96.5	31.381	104.9	<u>41.967</u>	253.5	<u>1:48.894</u>
7	36.240	95.6	31.351	107.1	42.257	254.7	1:49.848	15	36.081	92.8	31.360	<u>108.1</u>	42.199	259.0	1:49.640
8	36.841	92.5	31.313	106.1	43.505	248.8	1:51.659	16							