



FIM JUNIORGP WORLD CHAMPIONSHIP - PORTIMAO

Autódromo Internacional do Algarve

Stock ECh

20 - 23 June 2024

Laps and Sector Times - Practice

Autodromo Internacional Algarve - 4592mtr.

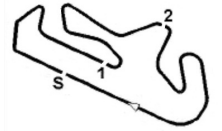
2										YAMAHA									
lap	Sect-1	Speed	Sect-2	Speed	Sect-3	Speed	TopSpeed	laptime	pit	lap	Sect-1	Speed	Sect-2	Speed	Sect-3	Speed	Topspeed	laptime	pit
1	Pit Out	77.9	33.471	110.1	43.988			2:03.146		10	36.579	91.9	31.994	112.6	43.231		252.3	1:51.804	
2		37.292	88.3	32.033	108.9	43.218	251.2	1:52.543		11	36.377	94.7	<u>31.709</u>	<u>113.3</u>	42.986		252.3	1:51.072	
3		36.759	92.2	31.803	110.4	42.947	258.4	1:51.509		12	40.896	94.6	31.939	109.9	43.078		250.6	1:55.913	
4		<u>36.307</u>	95.5	31.831	111.7	43.221	<u>259.0</u>	1:51.359		13	36.806	95.7	31.946	109.4	42.967		253.5	1:51.719 D	
5		36.923	94.2	32.375	107.7	44.992	256.5	1:54.290		14	36.400	98.2	31.837	109.9	42.749		254.7	<u>1:50.986</u>	
6		47.329	86.5	32.499	108.9	Pit In	256.5	2:36.527		15	36.513	94.7	31.776	108.7	42.957		252.9	1:51.246	
7	Pit Out	91.8	32.617	109.2	46.599			7:44.918		16	36.464	94.8	32.015		<u>42.746</u>		257.1	1:51.225	
8		36.963	94.1	31.986	110.2	43.235	254.7	1:52.184		17	46.296	<u>111.9</u>	42.283	101.4	Pit In		256.5	2:43.867	
9		36.638	93.3	31.888		43.285	252.9	1:51.811		18									

4										YAMAHA									
lap	Sect-1	Speed	Sect-2	Speed	Sect-3	Speed	TopSpeed	laptime	pit	lap	Sect-1	Speed	Sect-2	Speed	Sect-3	Speed	Topspeed	laptime	pit
1	Pit Out	78.4	32.598	105.3	43.007			2:00.730		9	36.590	90.8	31.572	115.1	42.660		250.0	1:50.822	
2		36.681	87.0	31.395	112.9	42.297	250.6	1:50.373		10	36.181	94.3	31.540	112.7	42.573		250.6	1:50.294	
3		36.571	89.4	31.664		42.304	250.6	1:50.539		11	40.745	94.1	32.757	116.9	45.265		246.0	1:58.767	
4		36.398	92.2	31.392	112.0	42.403	254.1	1:50.193		12	<u>35.883</u>	<u>100.4</u>	31.867	108.3	42.750		254.1	1:50.500	
5		36.406	90.8	33.390	103.8	45.361	<u>255.9</u>	1:55.157		13	42.117	96.4	33.877	110.3	45.047		251.2	2:01.041	
6		36.706	90.5	31.477	111.2	42.764	249.4	1:50.947		14	36.466	90.0	31.474	113.1	42.705		253.5	1:50.645	
7		39.270	97.2	39.730	<u>117.0</u>	Pit In	251.2	2:21.220		15	40.648	91.2	37.471	105.1	43.426		251.7	2:01.545	
8	Pit Out	93.6	34.176	113.6	44.065			12:11.686		16	36.737	92.8	<u>31.338</u>		<u>42.092</u>		251.7	<u>1:50.167</u>	

7										YAMAHA									
lap	Sect-1	Speed	Sect-2	Speed	Sect-3	Speed	TopSpeed	laptime	pit	lap	Sect-1	Speed	Sect-2	Speed	Sect-3	Speed	Topspeed	laptime	pit
1	Pit Out	86.3	32.300	105.0	43.472			2:00.343		8	35.886	94.1	31.068	113.4	<u>41.587</u>		260.2	1:48.541	
2		36.057	92.7	31.562	111.1	42.155	260.9	1:49.774		9	38.768	100.5	36.603	116.8	42.306		262.1	1:57.677	
3		35.515	94.3	31.047	109.0	41.873	<u>268.7</u>	1:48.435		10	35.397	<u>106.5</u>	34.985	113.7	44.653		255.3	1:55.035 D	
4		36.038	95.6	31.307	107.5	51.383	266.0	1:58.728		11	39.387	93.3	31.690	111.8	43.690		259.6	1:54.767	
5		35.427	95.7	<u>31.002</u>	109.8	41.967	263.4	<u>1:48.396</u>		12	35.458	96.6	32.754	109.1	43.430		259.6	1:51.642	
6		35.689	97.2	35.727	110.5	Pit In	259.6	2:17.336		13	<u>35.351</u>	99.5	31.357	<u>119.1</u>	41.884		261.5	1:48.592	
7	Pit Out	91.5	31.931	107.7	46.906			14:05.520		14	44.667	83.7	38.973	116.1	Pit In		260.9	2:29.532	

8										HONDA									
lap	Sect-1	Speed	Sect-2	Speed	Sect-3	Speed	TopSpeed	laptime	pit	lap	Sect-1	Speed	Sect-2	Speed	Sect-3	Speed	Topspeed	laptime	pit
1	Pit Out	89.8	32.198	108.1	42.380			1:58.218		9	38.064	<u>100.1</u>	32.490	118.3	Pit In		255.3	2:13.573	
2		35.763	94.3	31.085	111.3	42.430	259.0	1:49.278		10	Pit Out	98.1	32.099	107.7	44.111			11:59.982	
3		37.032	87.7	31.568	111.0	41.693	247.7	1:50.293		11	35.416	100.0	<u>30.459</u>	117.3	41.359		259.0	<u>1:47.234</u>	
4		35.717	92.7	31.181	114.5	<u>41.116</u>	258.4	1:48.014		12	35.450	95.0	30.727	115.1	41.164		<u>264.1</u>	1:47.341	
5		35.662	96.3	30.811	113.0	41.747	261.5	1:48.220		13	35.446	97.2	30.679	<u>119.1</u>	41.184		254.1	1:47.309	
6		35.668	95.2	30.846	113.7	41.307	258.4	1:47.821		14	35.432	93.4	30.831	113.9	41.423		262.8	1:47.686	
7		35.429	96.8	31.299	115.3	41.449	260.9	1:48.177		15	41.563	97.1	33.218	105.1	43.271		259.0	1:58.052 D	
8		35.482	95.5	30.603	116.1	41.336	261.5	1:47.421		16	<u>35.320</u>	98.1	30.731	113.0	41.547		263.4	1:47.598	

11										YAMAHA									
lap	Sect-1	Speed	Sect-2	Speed	Sect-3	Speed	TopSpeed	laptime	pit	lap	Sect-1	Speed	Sect-2	Speed	Sect-3	Speed	Topspeed	laptime	pit
1	Pit Out	94.7	31.313	114.0	42.158			1:55.051		10	35.016	101.0	<u>30.238</u>	118.6	41.132		254.7	1:46.386	
2		35.462	100.1	30.726	118.6	41.458	253.5	1:47.646		11	34.941	101.0	30.278	116.4	40.900		251.7	<u>1:46.119</u>	



FIM JUNIORGP WORLD CHAMPIONSHIP - PORTIMAO

Autódromo Internacional do Algarve

Stock ECh

20 - 23 June 2024

Laps and Sector Times - Practice

Autodromo Internacional Algarve - 4592mtr.

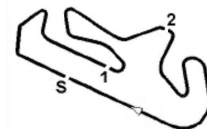
3	35.366	97.8	30.561	116.5	41.353	255.9	1:47.280	12	34.990	100.7	30.399	116.9	41.771	251.7	1:47.160
4	35.157	99.2	30.550	113.2	41.423	254.7	1:47.130 D	13	40.249	87.6	31.903	114.3	41.893	250.6	1:54.045
5	39.317	92.5	32.286	113.3	Pit In	255.3	2:16.106	14	35.132	100.7	30.489	116.4	41.094	255.3	1:46.715 D
6	Pit Out	93.9	31.810	117.4	41.307		10:03.214	15	35.155	97.9	30.479	115.0	41.060	255.9	1:46.694 D
7	35.029	100.0	30.315	118.4	40.923	256.5	1:46.267	16	41.084	88.2	32.510	116.1	41.722	<u>260.2</u>	1:55.316
8	34.926	102.2	30.418	<u>121.1</u>	40.893	255.3	1:46.237	17	35.301	99.1	30.510	118.8	41.107	254.7	1:46.918 D
9	<u>34.696</u>	<u>103.3</u>	30.315	116.5	<u>40.861</u>	255.9	1:45.872 D	18	35.089	99.5	30.653	114.4	41.453	257.8	1:47.195

13 DI NO IOZZO										YAMAHA									
lap	Sect-1	Speed	Sect-2	Speed	Sect-3	Speed	TopSpeed	laptme	pit	lap	Sect-1	Speed	Sect-2	Speed	Sect-3	Speed	Topspeed	laptme	pit
1	Pit Out	89.6	31.516	105.7	42.448			1:56.889		6	35.205	96.4	<u>30.263</u>	114.3	<u>40.748</u>		259.0	1:46.216	
2	35.590	93.4	30.685	111.3	41.621		257.1	1:47.896		7	<u>34.703</u>	108.3	31.652	113.7	42.848		260.2	1:49.203	
3	35.420	94.2	30.458	112.1	41.834		257.8	1:47.712		8	35.392	98.4	30.449	<u>114.4</u>	Pit In		254.7	2:12.852	
4	36.073	95.7	30.463	112.7	41.026		259.0	1:47.562		9	Pit Out	91.8	31.428	110.1	46.303			24:44.447	
5	35.164	97.6	30.287	113.6	40.926		258.4	1:46.377		10									

14 KAVIN QUINTAL										YAMAHA									
lap	Sect-1	Speed	Sect-2	Speed	Sect-3	Speed	TopSpeed	laptme	pit	lap	Sect-1	Speed	Sect-2	Speed	Sect-3	Speed	Topspeed	laptme	pit
1	Pit Out	<u>97.5</u>	32.476	102.8	42.755			1:59.902		7	Pit Out	91.9	32.200	99.8	42.848			11:05.481	
2	36.837	93.9	32.970	103.6	Pit In		250.6	2:16.372		8	<u>36.465</u>	93.5	<u>31.693</u>	<u>107.6</u>	42.997		250.0	1:51.155	
3	Pit Out	90.2	32.382	106.1	42.846			6:40.429		9	36.830	91.4	31.792	106.9	<u>42.263</u>		248.3	<u>1:50.885</u>	
4	37.893	94.3	31.858	102.9	42.688		<u>257.1</u>	1:52.439		10	36.483	95.5	31.784	107.1	42.469		255.9	1:50.736 D	
5	37.955	91.1	32.646	99.1	43.933		252.3	1:54.534 D		11	43.936	91.8	32.532	103.7	Pit In		253.5	2:27.371	
6	37.148	90.5	35.645	99.7	Pit In		248.8	2:19.163		12									

19 SHUAI LI										YAMAHA									
lap	Sect-1	Speed	Sect-2	Speed	Sect-3	Speed	TopSpeed	laptme	pit	lap	Sect-1	Speed	Sect-2	Speed	Sect-3	Speed	Topspeed	laptme	pit
1	Pit Out	78.9	34.471	100.4	44.788			2:08.646		7	37.180	92.2	32.516	<u>113.2</u>	<u>42.643</u>		252.3	<u>1:52.339</u>	
2	37.153	92.9	<u>32.109</u>	112.1	43.255		247.7	1:52.517		8	37.166	<u>95.9</u>	32.276	110.8	43.039		257.1	1:52.481	
3	<u>37.030</u>	88.8	32.455	110.2	42.856		254.7	1:52.341		9	42.246	89.4	32.556	106.4	43.886		255.9	1:58.688	
4	45.553	91.3	32.829	105.6	43.376		253.5	2:01.758		10	42.995	87.2	33.206	107.2	43.423		248.3	1:59.624	
5	37.519	89.9	34.799	103.8	Pit In		<u>257.8</u>	2:23.337		11	47.968	84.9	33.013	107.4	44.201		255.9	2:05.182	
6	Pit Out	78.3	33.710	103.1	44.218			20:31.626		12									

21 DANIEL BROOKS										YAMAHA									
lap	Sect-1	Speed	Sect-2	Speed	Sect-3	Speed	TopSpeed	laptme	pit	lap	Sect-1	Speed	Sect-2	Speed	Sect-3	Speed	Topspeed	laptme	pit
1	Pit Out	89.7	31.991	112.6	42.913			2:03.919		9	36.209	96.5	31.120	<u>113.7</u>	42.197		247.7	<u>1:49.526</u>	
2	36.353	93.1	31.426	107.2	42.176		<u>257.8</u>	1:49.955		10	36.209	95.7	31.157	109.4	42.318		248.3	1:49.684	
3	36.284	95.3	31.143	110.4	<u>42.051</u>		257.1	1:49.478 D		11	43.239	92.6	31.771	110.7	42.310		248.8	1:57.320	
4	36.179	<u>108.7</u>	39.684	106.4	43.012		254.1	1:58.875		12	36.224	94.2	<u>31.053</u>	112.0	Pit In		255.9	2:08.278	
5	36.454	92.9	31.219	110.0	42.195		254.1	1:49.868		13	Pit Out	94.5	31.949	106.5	42.513			3:23.469	
6	36.377	96.1	31.524	110.8	Pit In		252.3	2:11.242		14	36.206	96.1	31.176	111.1	42.235		254.1	1:49.617	
7	Pit Out	91.4	31.823	109.2	42.337			11:06.473		15	36.463	94.8	31.196	108.4	42.423		252.9	1:50.082	
8	<u>36.152</u>	94.5	31.289	110.7	42.239		252.3	1:49.680		16									



FIM JUNIORGP WORLD CHAMPIONSHIP - PORTIMAO

Autódromo Internacional do Algarve

Stock ECH

20 - 23 June 2024

Laps and Sector Times - Practice

Autodromo Internacional Algarve - 4592mtr.

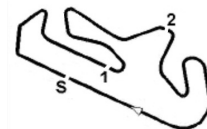
22 DECLAN van ROSMALEN										YAMAHA									
lap	Sect-1	Speed	Sect-2	Speed	Sect-3	Speed	TopSpeed	laptime	pit	lap	Sect-1	Speed	Sect-2	Speed	Sect-3	Speed	Topspeed	laptime	pit
1	Pit Out	84.3	31.834		42.839			1:59.329		10	Pit Out	91.5	31.217	111.2	42.011			9:29.581	
2	36.906	90.5	30.739	125.4	41.825		255.9	1:49.470		11	36.239	93.8	31.088	111.0	42.163		252.9	1:49.490	
3	35.878	90.1	30.867	110.2	41.666		<u>263.4</u>	<u>1:48.411</u>		12	36.115	90.1	31.244	107.4	42.155		254.7	1:49.514	
4	<u>35.781</u>	96.8	<u>30.581</u>	<u>125.7</u>	43.001		261.5	1:49.363		13	36.258	95.2	30.971	113.3	41.706		252.9	1:48.935	
5	36.421	90.2	47.350	107.7	42.675		<u>263.4</u>	2:06.446		14	36.048	96.2	31.148	110.0	41.910		255.9	1:49.106	
6	36.861	92.8	31.692	112.0	42.596		261.5	1:51.149		15	36.572	93.8	31.043	109.8	41.905		258.4	1:49.520	
7	36.253	94.2	30.886	113.1	41.732		258.4	1:48.871		16	47.435	86.9	32.720	108.0	42.815		259.6	2:02.970	
8	35.879	92.5	30.929	109.0	42.131		257.1	1:48.939		17	35.839	<u>97.6</u>	31.122	110.1	<u>41.547</u>		259.6	1:48.508	
9	41.626	<u>97.6</u>	32.433	110.3	Pit In		253.5	2:17.706		18	43.675	89.9	32.827	107.9	Pit In		257.1	2:22.462	

25 ANDY VERDOÏA										HONDA									
lap	Sect-1	Speed	Sect-2	Speed	Sect-3	Speed	TopSpeed	laptime	pit	lap	Sect-1	Speed	Sect-2	Speed	Sect-3	Speed	Topspeed	laptime	pit
1	Pit Out	93.5	31.841	110.9	42.221			1:59.255		9	Pit Out	95.6	31.651	112.7	41.460			13:40.975	
2	35.265	97.9	30.711	116.3	<u>40.926</u>		257.8	1:46.902		10	35.070	100.8	30.450	116.8	40.986		257.8	1:46.506	
3	35.821	89.9	32.147	104.9	42.582		264.1	1:50.550		11	35.940	100.4	30.711		41.521		259.6	1:48.172	
4	<u>34.867</u>	102.8	<u>30.417</u>	115.5	40.950		264.1	<u>1:46.234</u>		12	35.246	99.9	30.632	<u>118.9</u>	41.368		257.1	1:47.246	
5	35.538	<u>134.5</u>	41.475	114.0	42.214		262.1	1:59.227		13	41.585	94.7	31.478	117.3	42.007		259.6	1:55.070	
6	35.195	98.8	30.426	113.4	41.240		259.6	1:46.861		14	35.107	103.2	32.833	106.0	43.327		<u>266.7</u>	1:51.267	
7	34.947	101.0	30.450	115.9	40.960		260.9	1:46.357		15	35.510	101.6	30.821	118.0	41.393		263.4	1:47.724	
8	38.587	99.4	31.333	114.0	Pit In		260.2	2:11.245		16									

26 FRANCISCO RUIZ										YAMAHA									
lap	Sect-1	Speed	Sect-2	Speed	Sect-3	Speed	TopSpeed	laptime	pit	lap	Sect-1	Speed	Sect-2	Speed	Sect-3	Speed	Topspeed	laptime	pit
1	Pit Out	89.9	31.658	108.4	42.888			1:56.501		9	Pit Out	96.7	33.278	112.5	44.825			7:53.104	
2	35.746	95.6	31.292	113.4	41.946		258.4	1:48.984		10	35.322	101.2	30.698		41.510		256.5	1:47.530	
3	35.787	93.1	31.190	113.3	41.979		257.1	1:48.956		11	39.005	95.4	31.711	110.9	42.110		257.1	1:52.826 D	
4	35.529	96.6	30.903	112.5	41.859		257.1	1:48.291		12	35.312	98.8	<u>30.499</u>	116.1	<u>41.209</u>		259.0	<u>1:47.020</u>	
5	39.700	96.8	31.641	105.7	45.768		<u>260.9</u>	1:57.109		13	<u>35.071</u>	98.5	30.660	<u>117.5</u>	41.583		259.0	1:47.314	
6	35.963	94.4	31.094	112.3	44.132		258.4	1:51.189		14	35.603	<u>101.5</u>	36.449	113.6	41.667		257.8	1:53.719	
7	35.674	97.6	30.867	113.9	41.735		<u>260.9</u>	1:48.276 D		15	35.483	98.0	31.232	109.8	Pit In		<u>260.9</u>	2:05.109	
8	38.199	94.7	32.738	110.3	Pit In		257.8	2:08.587		16									

29 MASSIMO COPPA										YAMAHA									
lap	Sect-1	Speed	Sect-2	Speed	Sect-3	Speed	TopSpeed	laptime	pit	lap	Sect-1	Speed	Sect-2	Speed	Sect-3	Speed	Topspeed	laptime	pit
1	Pit Out	93.8	32.515	105.3	43.737			2:00.384		6	Pit Out	87.9	35.196	110.1	47.503			10:45.768	
2	37.125	91.2	31.398	114.2	42.415		254.7	1:50.938		7	10:25.868	87.3	35.604	105.2	45.880		50.1	11:47.352	
3	<u>35.940</u>	98.4	31.446	112.3	42.205		259.0	1:49.591		8	36.499	99.5	31.316	112.3	42.197		252.9	1:50.012	
4	36.058	97.3	<u>30.978</u>	<u>114.3</u>	<u>41.906</u>		255.9	<u>1:48.942</u>		9	36.243	98.8	32.131	110.2	43.478		259.6	1:51.852	
5	36.190	<u>102.3</u>	1:02.791	97.3	Pit In		<u>262.1</u>	2:49.363		10	36.097	99.7	31.577	113.7	42.537		256.5	1:50.211	

33 FILIP REHACEK										YAMAHA									
lap	Sect-1	Speed	Sect-2	Speed	Sect-3	Speed	TopSpeed	laptime	pit	lap	Sect-1	Speed	Sect-2	Speed	Sect-3	Speed	Topspeed	laptime	pit
1	Pit Out	92.4	32.489	110.3	42.707			2:00.045		8	Pit Out	93.2	31.306	<u>118.0</u>	41.924			11:05.153	
2	36.075	94.4	31.214	113.4	41.871		255.9	1:49.160		9	<u>35.119</u>	<u>101.8</u>	30.755	116.4	41.147		256.5	1:47.021	
3	35.652	96.4	30.862	115.3	41.687		257.1	1:48.201		10	35.225	95.8	<u>30.523</u>	117.5	<u>40.987</u>		257.1	<u>1:46.735</u>	
4	35.495	96.9	30.823	115.9	41.651		<u>260.2</u>	1:47.969		11	35.684	93.8	31.381	113.3	41.953		257.1	1:49.018	



FIM JUNIORGP WORLD CHAMPIONSHIP - PORTIMAO

Autódromo Internacional do Algarve

Stock ECH

20 - 23 June 2024

Laps and Sector Times - Practice

Autodromo Internacional Algarve - 4592mtr.

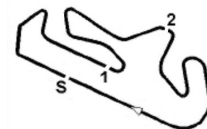
5	35.678	94.9	30.750	117.4	41.589	259.6	1:48.017	12	35.566	98.6	30.898	115.0	41.586	255.9	1:48.050
6	35.566	98.7	30.837	115.4	41.354	257.1	1:47.757	13	35.510	94.0	31.078	113.9	41.961	257.8	1:48.549
7	35.244	99.1	30.738	115.6	Pit In	259.0	2:10.035	14	35.656	94.6	31.848	113.0	Pit In	259.6	2:10.281

35 YERAY SAIZ									YAMAHA										
lap	Sect-1	Speed	Sect-2	Speed	Sect-3	Speed	TopSpeed	laptime	pit	lap	Sect-1	Speed	Sect-2	Speed	Sect-3	Speed	Topspeed	laptime	pit
1	Pit Out	84.4	32.699	109.5	43.690			2:02.522		8	Pit Out	<u>103.4</u>	37.243	111.8	42.228			7:51.383	
2	38.707	95.7	31.285	110.4	45.661		<u>260.9</u>	1:55.653		9	37.814	99.4	31.727	112.7	47.626		252.3	1:57.167	
3	38.009	94.2	32.646	106.5	Pit In		255.9	2:11.981		10	35.936	96.3	<u>31.157</u>	107.1	41.836		252.3	1:48.929	
4	Pit Out	96.1	31.376	112.0	42.019			7:54.603		11	35.855	98.0	31.178	110.8	41.870		252.9	1:48.903	
5	35.862	100.8	31.301	<u>112.9</u>	<u>41.700</u>		248.8	<u>1:48.863</u>		12	<u>35.684</u>	98.8	31.199	109.3	1:09.340		255.9	2:16.223	
6	36.182	96.5	31.453	110.1	41.821		251.2	1:49.456		13	41.078	87.9	33.016	106.1	Pit In		252.9	2:17.736	
7	35.975	96.9	31.304	111.8	Pit In		252.3	2:09.229		14									

44 ADRIÁN RODRÍGUEZ									YAMAHA										
lap	Sect-1	Speed	Sect-2	Speed	Sect-3	Speed	TopSpeed	laptime	pit	lap	Sect-1	Speed	Sect-2	Speed	Sect-3	Speed	Topspeed	laptime	pit
1	Pit Out	94.1	31.013	109.9	43.008			1:58.019		8	<u>34.837</u>	104.4	30.421	109.5	40.967		257.1	1:46.225	
2	35.369	98.7	30.868	111.1	41.331		261.5	1:47.568		9	39.792	98.3	32.607	107.0	Pit In		252.3	2:14.773	
3	35.191	97.1	<u>30.350</u>	113.9	40.995		263.4	1:46.536		10	Pit Out	98.0	30.648	113.8	43.587			8:10.106	
4	35.228	101.6	38.457	99.6	Pit In		<u>270.0</u>	2:21.205		11	34.939	103.4	30.553	115.5	41.067		266.0	1:46.559	
5	Pit Out	97.1	31.139	114.0	41.527			7:41.128		12	35.182	99.1	30.620	<u>115.6</u>	41.268		259.6	1:47.070	
6	35.067	103.5	30.357	112.9	40.929		257.8	1:46.353		13	37.385	95.4	32.037	111.5	44.984		259.6	1:54.406	
7	34.889	104.2	30.458	114.9	<u>40.812</u>		259.0	<u>1:46.159</u>		14	35.444	95.4	30.726		41.152		264.1	1:47.322	

47 TIBOR ERIK VARGA									YAMAHA										
lap	Sect-1	Speed	Sect-2	Speed	Sect-3	Speed	TopSpeed	laptime	pit	lap	Sect-1	Speed	Sect-2	Speed	Sect-3	Speed	Topspeed	laptime	pit
1	Pit Out	90.5	31.660	105.1	42.104			1:55.818		9	Pit Out	88.2	33.586	105.7	43.894			14:04.750	
2	35.526	94.4	30.733	112.3	41.439		256.5	1:47.698		10	35.458	96.9	30.878	107.4	41.789		258.4	1:48.125	
3	36.060	95.5	31.678	112.5	42.397		260.2	1:50.135		11	36.048	95.9	32.001	101.9	44.819		259.6	1:52.868	
4	<u>35.079</u>	<u>100.7</u>	30.647	<u>115.9</u>	41.314		261.5	<u>1:47.040</u>		12	35.247	97.0	30.716	115.0	41.498		262.1	1:47.461	
5	35.249	95.9	32.190	108.0	43.042		263.4	1:50.481		13	35.343	97.2	30.608	115.4	41.321		260.9	1:47.272	
6	35.448	98.5	<u>30.423</u>	112.4	<u>41.174</u>		262.8	1:47.045		14	36.885	91.0	31.346	111.0	43.044		259.6	1:51.275	
7	35.270	96.3	30.619	112.3	41.178		<u>264.7</u>	1:47.067		15	35.206	97.4	30.664	107.8	41.325		262.1	1:47.195	
8	36.241	96.8	31.706	112.3	Pit In		259.6	2:11.435		16									

51 JUAN P. URIOSTEGUI									HONDA										
lap	Sect-1	Speed	Sect-2	Speed	Sect-3	Speed	TopSpeed	laptime	pit	lap	Sect-1	Speed	Sect-2	Speed	Sect-3	Speed	Topspeed	laptime	pit
1	Pit Out	93.1	31.969	106.3	42.194			1:58.079		9	38.940	92.3	31.910	118.9	Pit In		258.4	2:14.215	
2	36.024	93.3	31.331	107.1	42.953		<u>261.5</u>	1:50.308		10	Pit Out	94.3	31.613	114.8	41.603			11:58.160	
3	35.858	93.1	31.006	117.0	41.350		259.6	1:48.214		11	35.479	96.9	30.724	118.0	41.351		255.3	1:47.554	
4	35.666	98.2	31.004	118.4	41.444		257.1	1:48.114		12	<u>35.409</u>	100.2	30.783	115.5	41.167		259.0	1:47.359 D	
5	35.843	93.2	31.577	115.3	41.423		258.4	1:48.843		13	35.693	95.3	30.936	118.6	41.162		259.0	1:47.791	
6	35.903	95.0	31.074	114.8	41.707		258.4	1:48.684		14	35.693	97.2	<u>30.696</u>	119.7	<u>41.091</u>		260.9	<u>1:47.480</u>	
7	35.857	100.3	31.284	119.1	41.586		256.5	1:48.727		15	38.676	92.6	31.542	114.0	48.108		256.5	1:58.326	
8	36.039	98.1	30.773	120.4	41.399		254.1	1:48.211		16	36.138	<u>101.0</u>	31.192	<u>121.5</u>	41.108		252.3	1:48.438	



FIM JUNIORGP WORLD CHAMPIONSHIP - PORTIMAO

Autódromo Internacional do Algarve

Stock ECh

20 - 23 June 2024

Laps and Sector Times - Practice

Autodromo Internacional Algarve - 4592mtr.

57 KILIAN HOLZER										YAMAHA									
lap	Sect-1	Speed	Sect-2	Speed	Sect-3	Speed	TopSpeed	laptime	pit	lap	Sect-1	Speed	Sect-2	Speed	Sect-3	Speed	Topspeed	laptime	pit
1	Pit Out	88.5	32.377	105.6	42.509			1:58.968		11	35.788	96.8	31.417	113.2	<u>41.811</u>		251.2	1:49.016	
2	36.282	94.7	31.807	103.2	42.811		257.1	1:50.900 D		12	45.302	91.2	31.478	111.8	42.158		251.2	1:58.938	
3	37.284	90.3	32.177	105.6	45.483		258.4	1:54.944		13	<u>35.726</u>	110.1	40.897	108.1	Pit In		252.9	2:19.205	
4	36.359	96.0	31.395	<u>113.8</u>	41.812		<u>262.1</u>	1:49.566		14	Pit Out	93.9	32.265	108.3	42.742			3:53.451	
5	36.147	98.6	35.059	102.6	43.424		257.1	1:54.630		15	35.870	<u>111.8</u>	32.555	112.9	42.376		252.9	1:50.801	
6	36.300	97.1	31.355	113.1	41.942		259.0	1:49.597		16	35.970	97.0	31.461	112.3	42.029		254.1	1:49.460	
7	42.188	89.0	32.641	108.0	Pit In		257.8	2:20.250		17	36.170	97.3	31.299	113.7	42.140		259.6	1:49.609	
8	Pit Out	99.5	32.413	108.5	42.692			4:00.178		18	42.780	86.5	35.106	108.9	43.759		255.9	2:01.645	
9	36.045	98.2	31.407	112.9	42.627		254.1	1:50.079		19	36.261	95.6	<u>31.283</u>	112.7	42.020		257.1	1:49.564	
10	35.835	104.4	31.548	112.6	42.175		252.9	1:49.558		20									

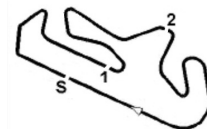
58 JOSE LUIS ARMARIO										YAMAHA									
lap	Sect-1	Speed	Sect-2	Speed	Sect-3	Speed	TopSpeed	laptime	pit	lap	Sect-1	Speed	Sect-2	Speed	Sect-3	Speed	Topspeed	laptime	pit
1	Pit Out	91.9	32.112	107.8	43.116			1:58.614		7	35.738	96.9	31.274	<u>120.1</u>	Pit In		255.9	2:10.763	
2	36.206	92.4	30.944	116.6	41.503		254.7	1:48.653		8	Pit Out	89.9	31.501	114.4	42.170			10:01.726	
3	35.658	94.6	<u>30.712</u>	113.6	<u>41.370</u>		255.3	1:47.740 D		9	35.976	94.5	31.129	117.6	47.161		254.7	1:54.266	
4	<u>35.609</u>	<u>97.0</u>	30.863	116.3	41.594		256.5	<u>1:48.066</u>		10	38.657	94.6	34.466	113.4	Pit In		256.5	2:13.209	
5	36.351	91.8	31.685	111.1	Pit In		254.7	2:11.873		11	Pit Out	91.7	31.370	113.2	41.990			2:38.278	
6	Pit Out	88.7	32.238	111.0	42.288			8:09.074		12	35.644	93.5	30.733	116.9	41.425		<u>258.4</u>	1:47.802 D	

61 JAVIER DEL OLMO										KAWASAKI									
lap	Sect-1	Speed	Sect-2	Speed	Sect-3	Speed	TopSpeed	laptime	pit	lap	Sect-1	Speed	Sect-2	Speed	Sect-3	Speed	Topspeed	laptime	pit
1	Pit Out	87.0	32.250	101.7	43.263			1:58.557		6	35.839	94.3	30.858	113.7	41.486		255.9	1:48.183	
2	35.965	88.6	30.971	113.0	41.618		257.8	1:48.554		7	36.429	93.6	31.206	111.7	Pit In		256.5	2:08.904	
3	35.574	95.0	31.478	111.3	42.119		260.9	1:49.171		8	Pit Out	92.5	34.110	110.5	44.946			15:03.752	
4	35.529	94.8	30.685	<u>115.9</u>	<u>41.372</u>		<u>262.8</u>	<u>1:47.586</u>		9	35.723	95.1	30.721	115.8	41.499		252.3	1:47.943	
5	41.049	93.3	34.553	107.9	42.288		261.5	1:57.890		10	35.675	95.1	<u>30.683</u>	113.7	41.375		255.3	1:47.733 D	

69 ARCHIE BOB MCDONALD										YAMAHA									
lap	Sect-1	Speed	Sect-2	Speed	Sect-3	Speed	TopSpeed	laptime	pit	lap	Sect-1	Speed	Sect-2	Speed	Sect-3	Speed	Topspeed	laptime	pit
1	Pit Out	88.7	31.489	111.0	42.047			1:56.066		5	35.432	94.8	33.195	112.5	42.836		<u>262.1</u>	1:51.463 D	
2	35.293	95.7	30.625	118.9	41.050		<u>262.1</u>	1:46.968 D		6	35.330	99.4	30.193	116.5	40.877		259.6	1:46.400	
3	35.073	97.7	30.262	<u>119.2</u>	41.117		<u>262.1</u>	1:46.452 D		7	35.133	<u>99.7</u>	30.313	117.0	40.971		260.2	1:46.417	
4	<u>34.710</u>	98.1	<u>30.192</u>	<u>119.2</u>	<u>40.825</u>		<u>262.1</u>	<u>1:45.727</u>		8	35.837	97.3	30.957	117.8	Pit In		259.6	2:12.007	

71 RUBÉN ROMERO										YAMAHA									
lap	Sect-1	Speed	Sect-2	Speed	Sect-3	Speed	TopSpeed	laptime	pit	lap	Sect-1	Speed	Sect-2	Speed	Sect-3	Speed	Topspeed	laptime	pit
1	Pit Out	88.1	32.965	104.9	42.263			1:59.659		4	<u>34.947</u>	<u>102.3</u>	31.076	<u>116.6</u>	41.085		260.9	1:47.108	
2	35.509	95.2	<u>30.862</u>	111.8	<u>40.726</u>		260.9	<u>1:47.097</u>		5	35.348	97.6	32.628	111.5	Pit In		260.2	2:08.921	
3	35.751	99.0	31.554	109.0	41.530		<u>265.4</u>	1:48.835		6									

73 GONÇALO RIBEIRO										YAMAHA									
lap	Sect-1	Speed	Sect-2	Speed	Sect-3	Speed	TopSpeed	laptime	pit	lap	Sect-1	Speed	Sect-2	Speed	Sect-3	Speed	Topspeed	laptime	pit
1	Pit Out	95.9	31.999	110.4	41.917			1:58.416		8	36.055	100.3	31.367	113.6	41.933		257.1	1:49.355	
2	36.024	97.4	31.349	108.1	41.497		254.7	1:48.870		9	35.651	<u>101.6</u>	31.713	108.8	44.409		258.4	1:51.773	
3	35.573	98.4	31.065	108.3	41.658		255.3	1:48.296		10	35.523	96.2	31.034	109.5	41.611		<u>263.4</u>	1:48.168	



FIM JUNIORGP WORLD CHAMPIONSHIP - PORTIMAO

Autódromo Internacional do Algarve

Stock ECh

20 - 23 June 2024

Laps and Sector Times - Practice

Autodromo Internacional Algarve - 4592mtr.

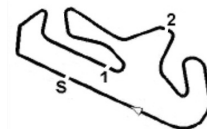
4	<u>35.516</u>	101.0	31.349	110.2	41.367	257.8	1:48.232	11	35.976	96.8	31.391	112.7	41.600	259.0	1:48.967
5	35.598	100.2	31.234	110.2	<u>41.314</u>	257.8	<u>1:48.146</u>	12	35.855	95.9	31.034	109.1	41.884	257.1	1:48.773
6	39.104	90.9	38.241	103.0	Pit In	261.5	2:28.403	13	35.681	99.6	<u>30.964</u>	<u>113.7</u>	41.576	260.2	1:48.221
7	Pit Out	94.2	39.621	110.7	43.585		17:20.937	14							

74 CARTER BROWN									YAMAHA										
lap	Sect-1	Speed	Sect-2	Speed	Sect-3	Speed	TopSpeed	laptime	pit	lap	Sect-1	Speed	Sect-2	Speed	Sect-3	Speed	Topspeed	laptime	pit
1	Pit Out	91.3	31.978	112.1	42.323			1:56.300		10	35.927	97.6	31.084	112.6	41.902		257.8	1:48.913	
2	36.106	94.2	31.115	111.6	<u>41.873</u>		<u>260.2</u>	1:49.094		11	<u>35.799</u>	97.6	31.098	113.0	1:14.974		258.4	2:21.871	
3	38.628	93.3	31.142	114.8	42.285		257.1	1:52.055		12	36.439	94.5	31.477	106.5	42.481		246.0	1:50.397	
4	36.003	98.0	31.066	113.4	42.625		259.0	1:49.694		13	36.260	93.0	31.494	105.7	42.760		250.0	1:50.514	
5	36.039	94.4	31.091	111.9	42.278		255.9	1:49.408		14	36.122	90.2	31.670	102.8	42.417		251.2	1:50.209	
6	38.089	94.2	31.798		Pit In		252.3	2:17.415		15	36.216	95.4	31.486	111.2	42.444		259.0	1:50.146	
7	Pit Out	89.3	31.918	106.0	44.583			10:41.283		16	35.894	98.7	31.023	114.9	41.947		255.3	<u>1:48.864</u>	
8	35.871	<u>99.3</u>	30.956	112.3	42.933		252.3	1:49.760		17	35.966	95.8	<u>30.864</u>	<u>116.5</u>	42.104		258.4	1:48.934	
9	35.973	97.6	31.427	107.1	42.613		250.6	1:50.013		18									

76 GONÇALO CAPOTE									YAMAHA										
lap	Sect-1	Speed	Sect-2	Speed	Sect-3	Speed	TopSpeed	laptime	pit	lap	Sect-1	Speed	Sect-2	Speed	Sect-3	Speed	Topspeed	laptime	pit
1	Pit Out	88.0	31.857	117.1	41.668			1:55.362		8	36.485	94.3	32.314	115.6	Pit In		258.4	2:06.646	
2	35.864	97.6	30.861	117.9	<u>41.381</u>		<u>266.0</u>	1:48.106		9	Pit Out	99.2	31.366	113.2	41.591			11:09.803	
3	<u>35.393</u>	95.7	30.814	<u>119.5</u>	41.563		263.4	1:47.770		10	35.614	98.5	30.883	115.4	41.817		257.1	1:48.314	
4	35.462	<u>99.4</u>	31.444	109.6	Pit In		260.2	2:08.288		11	35.558	<u>99.4</u>	<u>30.723</u>	115.5	41.728		257.1	<u>1:48.009</u>	
5	Pit Out	99.1	31.163	118.2	43.623			6:48.408		12	40.436	90.7	32.464	116.6	41.864		262.1	1:54.764	
6	35.764	95.8	31.125	116.1	41.966		255.3	1:48.855		13	35.646	95.7	30.893	115.5	41.588		260.9	1:48.127	
7	35.963	97.3	31.215	115.6	41.829		255.9	1:49.007		14	37.493	94.6	31.243	115.4	41.709		260.9	1:50.445	

80 BENCE KECSKÉS									YAMAHA										
lap	Sect-1	Speed	Sect-2	Speed	Sect-3	Speed	TopSpeed	laptime	pit	lap	Sect-1	Speed	Sect-2	Speed	Sect-3	Speed	Topspeed	laptime	pit
1	Pit Out	91.4	31.512	115.8	41.872			2:01.364		7	35.747	102.6	31.082	115.9	Pit In		256.5	2:09.744	
2	35.820	93.9	30.953	<u>116.1</u>	41.318		<u>261.5</u>	1:48.091		8	Pit Out	91.8	32.678	111.8	Pit In			7:22.021	
3	<u>35.384</u>	100.1	31.254	108.3	41.587		259.6	1:48.225		9	Pit Out	93.4	31.987	113.4	42.425			4:15.730	
4	42.190	106.0	34.645	101.4	46.336		<u>261.5</u>	2:03.171		10	35.738	<u>107.7</u>	32.723	110.1	Pit In		251.2	2:10.067	
5	35.986	95.8	<u>30.601</u>	111.8	58.285		260.9	2:04.872		11	Pit Out	95.9	31.101	112.9	41.466			9:38.769	
6	35.511	93.2	30.636	116.0	41.235		258.4	<u>1:47.382</u>		12	35.526	95.7	30.677	114.3	<u>41.196</u>		259.0	1:47.399	

81 JOAN SANTOS									YAMAHA										
lap	Sect-1	Speed	Sect-2	Speed	Sect-3	Speed	TopSpeed	laptime	pit	lap	Sect-1	Speed	Sect-2	Speed	Sect-3	Speed	Topspeed	laptime	pit
1	Pit Out	87.2	32.869	108.3	42.376			2:04.172		8	Pit Out	93.8	31.219	111.8	41.462			6:36.025	
2	37.840	93.9	44.626	104.7	Pit In		258.4	2:30.502		9	35.428	<u>100.5</u>	30.769	111.2	41.576		255.3	<u>1:47.773</u>	
3	Pit Out	91.3	31.645	109.4	42.234			11:05.809		10	35.630	92.4	30.968	111.8	41.499		256.5	1:48.097	
4	35.860	94.3	30.871	<u>115.1</u>	41.726		256.5	1:48.457		11	35.679	95.0	30.718	113.1	<u>41.404</u>		<u>260.2</u>	1:47.801	
5	35.961	97.7	30.798	110.9	41.634		254.1	1:48.393		12	<u>35.362</u>	97.1	<u>30.588</u>	113.9	42.335		258.4	1:48.285	
6	35.569	96.3	30.637	114.3	41.734		257.1	1:47.940		13	35.746	95.3	30.631	112.9	41.513		257.8	1:47.890	
7	35.680	97.6	33.454	108.9	Pit In		255.3	2:14.870		14									



FIM JUNIORGP WORLD CHAMPIONSHIP - PORTIMAO

Autódromo Internacional do Algarve

Stock ECH

20 - 23 June 2024

Laps and Sector Times - Practice

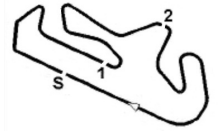
Autodromo Internacional Algarve - 4592mtr.

82 MARIO MAYOR										YAMAHA									
lap	Sect-1	Speed	Sect-2	Speed	Sect-3	Speed	TopSpeed	laptime	pit	lap	Sect-1	Speed	Sect-2	Speed	Sect-3	Speed	Topspeed	laptime	pit
1	Pit Out	98.8	30.856	114.8	41.406			1:55.845		9	35.608	95.2	32.740	100.8	45.408		261.5	1:53.756	
2	35.017	99.6	30.546	105.7	41.483		260.9	1:47.046 D		10	34.945	101.6	<u>30.303</u>	<u>121.1</u>	41.023		254.1	1:46.277 D	
3	34.985	98.3	30.771	114.4	40.901		260.9	1:46.657		11	42.588	103.7	31.406	110.9	41.171		254.7	1:55.165	
4	34.793	102.7	30.548		40.944		260.9	1:46.285		12	<u>34.733</u>	103.8	30.436	116.5	40.807		258.4	<u>1:45.976</u>	
5	34.951	102.1	30.517	120.3	Pit In		258.4	<u>2:10.014</u>		13	35.360	98.2	31.311	106.5	42.211		<u>265.4</u>	1:48.882	
6	Pit Out	103.4	31.178		41.753			10:10.698		14	34.824	<u>104.5</u>	30.340		40.891		261.5	1:46.055	
7	34.913	100.3	30.553		41.049		254.7	1:46.515		15	43.090	100.6	31.591	108.3	41.893		260.2	1:56.574 D	
8	34.849	101.7	30.404	116.6	<u>40.806</u>		257.1	1:46.059		16	37.769	100.0	31.210	115.6	43.190		262.1	1:52.169	

86 KYLIAN NESTOLA										YAMAHA									
lap	Sect-1	Speed	Sect-2	Speed	Sect-3	Speed	TopSpeed	laptime	pit	lap	Sect-1	Speed	Sect-2	Speed	Sect-3	Speed	Topspeed	laptime	pit
1	Pit Out	92.5	31.308	110.0	41.933			1:56.601		10	35.584	95.3	31.000	105.1	41.782		253.5	1:48.366	
2	35.900	94.3	30.980	111.7	41.733		257.1	1:48.613		11	35.858	97.0	30.991		41.666		252.9	1:48.515	
3	35.804	92.9	31.167	109.9	41.744		<u>262.1</u>	1:48.715		12	35.647	93.1	31.088	108.9	41.530		251.2	1:48.265	
4	37.959	96.5	31.148	109.1	41.985		256.5	1:51.092		13	35.951	89.3	33.645	105.3	Pit In		250.6	<u>2:14.145</u>	
5	35.664	95.4	31.188	110.2	41.803		257.1	1:48.655		14	Pit Out	90.8	30.985	111.6	41.426			<u>6:04.610</u>	
6	40.463	94.2	31.630	101.3	Pit In		254.7	<u>2:18.075</u>		15	35.636	91.2	31.068	111.2	<u>41.346</u>		259.0	1:48.050	
7	Pit Out	93.9	31.462	100.4	43.842			<u>7:04.997</u>		16	35.347	93.8	31.227	107.8	41.460		257.1	1:48.034	
8	36.013	92.1	31.106	<u>113.1</u>	42.008		254.7	1:49.127		17	<u>35.315</u>	96.8	<u>30.837</u>	106.8	41.484		256.5	<u>1:47.636</u>	
9	35.486	<u>99.8</u>	31.126	108.5	41.678		254.1	1:48.290		18									

89 DEMI S MI HAILA										YAMAHA									
lap	Sect-1	Speed	Sect-2	Speed	Sect-3	Speed	TopSpeed	laptime	pit	lap	Sect-1	Speed	Sect-2	Speed	Sect-3	Speed	Topspeed	laptime	pit
1	Pit Out	91.8	37.812	87.6	46.975			2:08.535		10	35.295	100.8	30.589	114.6	41.449		253.3	1:47.333	
2	35.854	93.9	37.354	101.2	42.799		259.0	1:56.007		11	<u>35.101</u>	<u>103.2</u>	30.721	114.5	41.564		257.1	1:47.386	
3	35.283	101.6	30.956	114.4	41.787		<u>261.5</u>	1:48.026 D		12	35.163	102.3	<u>30.521</u>	113.7	41.019		253.5	1:46.703	
4	35.191	100.7	32.910	112.6	41.393		260.2	1:49.494		13	35.305	102.6	30.554	115.1	41.130		252.9	1:46.989	
5	35.470	100.2	30.703	114.3	41.218		255.9	1:47.391		14	35.361	99.8	30.526	114.8	41.238		255.9	1:47.125	
6	35.194	99.7	30.700	115.1	41.069		255.3	1:46.963		15	39.453	91.1	33.310	112.1	42.022		257.8	1:54.785	
7	35.141	101.7	30.574	<u>116.4</u>	<u>40.955</u>		255.3	<u>1:46.670</u>		16	36.369	93.4	33.033	109.1	43.598		257.8	1:53.000 D	
8	36.101	96.3	31.129	113.8	Pit In		254.1	<u>2:05.738</u>		17	36.899	89.0	32.367	107.1	43.831		260.2	1:53.097	
9	Pit Out	92.5	32.167	110.3	48.591			<u>7:18.246</u>		18	35.733	95.2	32.254	111.8	41.950		257.1	1:49.937	

91 BORJA JIMÉNEZ										YAMAHA									
lap	Sect-1	Speed	Sect-2	Speed	Sect-3	Speed	TopSpeed	laptime	pit	lap	Sect-1	Speed	Sect-2	Speed	Sect-3	Speed	Topspeed	laptime	pit
1	Pit Out	92.2	32.015	108.2	42.019			2:01.811		9	34.913	<u>101.0</u>	1:03.597	105.1	Pit In		259.6	2:47.377	
2	35.250	96.9	30.808	117.0	<u>41.191</u>		260.2	1:47.249		10	Pit Out	93.7	31.850	114.9	41.790			<u>6:36.036</u>	
3	35.086	96.2	30.477	117.3	41.367		259.6	1:46.930		11	35.300	97.6	30.744	112.9	41.304		257.8	1:47.348	
4	35.267	97.8	30.497	116.9	41.258		259.0	1:47.022 D		12	35.653	97.2	30.584	113.0	42.172		260.9	1:48.409	
5	35.041	98.7	30.543	118.6	42.167		260.9	1:47.751		13	35.110	98.3	30.754	117.4	41.336		264.7	1:47.200	
6	39.728	97.0	31.710	114.0	Pit In		262.1	<u>2:17.964</u>		14	35.072	98.0	<u>30.270</u>	117.6	41.311		260.9	1:46.653	
7	Pit Out	97.3	30.941	118.6	41.564			9:31.415		15	38.232	95.5	32.031	108.4	43.919		<u>266.0</u>	1:54.182	
8	<u>34.833</u>	<u>101.0</u>	30.415	<u>123.0</u>	41.321		257.1	<u>1:46.569</u>		16									



FIM JUNIORGP WORLD CHAMPIONSHIP - PORTIMAO

Autódromo Internacional do Algarve

Stock ECh

20 - 23 June 2024

Laps and Sector Times - Practice

Autodromo Internacional Algarve - 4592mtr.

92 NIL ROIG									YAMAHA										
lap	Sect-1	Speed	Sect-2	Speed	Sect-3	Speed	TopSpeed	laptime	pit	lap	Sect-1	Speed	Sect-2	Speed	Sect-3	Speed	Topspeed	laptime	pit
1	Pit Out	86.7	36.338	96.9	44.673			2:09.002		10	35.666	96.9	30.710	115.1	41.504		251.7	1:47.880	
2	35.952	93.7	30.997	106.7	42.203		254.7	1:49.152		11	36.254	95.2	31.511	107.9	Pit In		252.9	2:14.742	
3	35.878	94.8	30.689		41.541		259.0	1:48.108		12	Pit Out	<u>132.4</u>	36.534	110.1	43.709			10:06.340	
4	35.762	94.0	30.935	114.8	41.830		255.3	1:48.527		13	35.735	99.0	31.543	106.5	42.553		254.1	1:49.831	
5	41.867	95.1	31.560	116.1	41.390		256.5	1:54.817		14	35.628	95.1	30.640	112.5	41.998		252.3	1:48.266	
6	35.893	96.5	30.728	114.4	41.337		256.5	1:47.958		15	35.812	97.2	30.653	113.9	41.534		256.5	1:47.999	
7	35.582	96.7	<u>30.589</u>	<u>118.6</u>	41.350		257.8	<u>1:47.521</u>		16	35.588	98.4	30.940	110.8	42.640		257.8	1:49.168	
8	<u>35.369</u>	100.7	30.868	112.1	42.061		257.8	1:48.298		17	36.044	95.7	30.819	115.8	<u>41.290</u>		<u>259.6</u>	1:48.153	
9	35.707	123.4	36.661	112.4	42.919		255.9	1:55.287		18									

99 MOHAMMED BINLADIN									YAMAHA										
lap	Sect-1	Speed	Sect-2	Speed	Sect-3	Speed	TopSpeed	laptime	pit	lap	Sect-1	Speed	Sect-2	Speed	Sect-3	Speed	Topspeed	laptime	pit
1	Pit Out	88.5	32.421	105.7	47.390			2:06.202		8	Pit Out	96.3	31.906	110.3	42.499			18:24.063	
2	37.210	88.6	32.161	97.5	49.454		249.4	1:58.825		9	<u>35.728</u>	97.5	31.151	110.0	42.110		254.1	1:48.989 D	
3	37.068	90.7	30.830	110.5	42.534		260.2	1:50.432		10	36.829	87.8	32.007	103.5	42.378		255.9	1:51.214	
4	36.083	92.5	30.948	<u>113.8</u>	41.945		260.9	1:48.976		11	35.935	95.5	30.964	109.4	41.901		259.6	1:48.800	
5	36.004	91.4	34.304	102.7	42.686		<u>262.1</u>	1:52.994		12	35.786	95.3	30.993	109.3	<u>41.763</u>		256.5	<u>1:48.542</u>	
6	35.925	96.3	<u>30.797</u>	113.0	41.937		260.9	1:48.659		13	35.789	92.5	30.838	110.1	41.957		258.4	1:48.584	
7	39.235	92.5	31.649	111.2	Pit In		259.6	2:16.075		14									