

FIM JUNIORGP WORLD CHAMPIONSHIP - PORTIMAO

Autódromo Internacional do Algarve

Stock Ech

20 - 23 June 2024

Laps and Sector Times - Free Practice 2

Autodromo Internacional Algarve - 4592mtr.

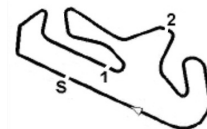
2										YAMAHA									
NI CHOLAS BEVI LACQUA																			
lap	Sect-1	Speed	Sect-2	Speed	Sect-3	Speed	TopSpeed	laptime	pit	lap	Sect-1	Speed	Sect-2	Speed	Sect-3	Speed	Topspeed	laptime	pit
1	Pit Out	<u>119.1</u>	39.087	110.8	47.190			2:10.279		10	36.820	93.8	32.087	<u>113.0</u>	43.826		247.7	1:52.733	
2	37.305	95.1	32.295	112.0	43.705		242.2	1:53.305		11	36.780	93.6	32.023	111.8	43.592		249.4	<u>1:52.395</u>	
3	37.307	96.1	32.310	110.9	44.496		246.6	1:54.113		12	36.825	93.2	32.185	110.9	<u>43.486</u>		247.1	1:52.496	
4	36.924	95.9	<u>31.966</u>	112.1	43.582		248.3	1:52.472		13	<u>36.432</u>	118.9	42.414	108.3	43.858		<u>251.7</u>	2:02.704	
5	36.952	93.8	32.212	111.9	47.343		248.3	1:56.507		14	36.965	93.7	32.080	109.5	43.622		246.0	1:52.667	
6	36.963	92.1	32.211	111.3	43.554		250.0	1:52.728		15	36.889	94.7	34.466	105.6	44.092		246.6	1:55.447	
7	36.828	94.1	32.067	110.9	43.635		243.8	1:52.530		16	36.750	103.3	37.889	111.7	43.904		243.8	1:58.543	
8	38.729	86.8	33.959	109.8	Pit In		246.0	2:20.349		17	36.911	93.5	32.180	112.1	44.187		243.8	1:53.278	
9	Pit Out	104.8	39.868	109.8	43.939			8:00.714		18									

4										YAMAHA									
PABLO NICOLAS ECHEVERRY																			
lap	Sect-1	Speed	Sect-2	Speed	Sect-3	Speed	TopSpeed	laptime	pit	lap	Sect-1	Speed	Sect-2	Speed	Sect-3	Speed	Topspeed	laptime	pit
1	Pit Out	82.9	33.297		45.011			2:03.126		8	39.568	85.6	34.677	109.1	46.375		234.8	2:00.620	
2	37.438	85.7	31.932	112.0	43.468		242.7	1:52.838		9	36.864	89.2	<u>31.691</u>	118.4	43.528		243.2	1:52.083	
3	36.767	<u>94.9</u>	32.484	113.9	44.427		241.1	1:53.678		10	38.661	87.9	33.862	110.8	Pit In		239.5	2:14.463	
4	36.741	89.0	32.162	<u>120.1</u>	43.447		244.3	1:52.350		11	Pit Out	85.4	37.919	114.9	44.147			13:55.307	
5	36.933	88.6	31.801	117.0	42.922		237.4	1:51.656		12	37.080	89.9	32.119	114.8	43.395		244.9	1:52.594	
6	36.650	94.7	32.065	114.9	43.317		238.9	1:52.032		13	36.674	93.6	32.038	120.0	43.380		243.2	1:52.092	
7	<u>36.318</u>	92.1	31.745	118.9	<u>42.891</u>		<u>245.5</u>	<u>1:50.954</u>		14	39.324	87.7	33.547	114.0	Pit In		240.0	<u>2:15.320</u>	

7										YAMAHA									
MANUEL ROCCA																			
lap	Sect-1	Speed	Sect-2	Speed	Sect-3	Speed	TopSpeed	laptime	pit	lap	Sect-1	Speed	Sect-2	Speed	Sect-3	Speed	Topspeed	laptime	pit
1	Pit Out	89.0	32.270	108.3	43.234			1:59.717		8	35.684	99.0	31.166	113.9	42.115		250.0	1:48.965	
2	36.287	92.2	31.283	116.5	42.457		253.5	1:50.027		9	35.607	96.0	<u>30.866</u>	114.5	42.047		252.3	1:48.520	
3	36.243	94.2	31.274	111.1	42.714		<u>256.5</u>	1:50.231		10	35.592	95.7	32.441	111.9	Pit In		252.9	2:11.398	
4	35.545	<u>104.4</u>	38.365	106.1	47.994		254.1	2:01.904		11	Pit Out	95.1	31.411	111.6	42.455			7:34.764	
5	36.724	94.9	31.100	117.3	Pit In		254.1	2:15.104		12	35.763	95.7	30.987	116.9	<u>41.787</u>		250.0	1:48.537	
6	Pit Out	91.7	35.249	103.1	53.629			10:33.434		13	42.582	82.6	35.269	111.8	43.162		254.1	2:01.013	
7	36.207	94.0	31.416	109.6	42.336		250.6	1:49.959		14	<u>35.244</u>	101.2	31.172	<u>118.8</u>	42.065		252.9	<u>1:48.481</u>	

8										HONDA									
MARCO GARCÍA																			
lap	Sect-1	Speed	Sect-2	Speed	Sect-3	Speed	TopSpeed	laptime	pit	lap	Sect-1	Speed	Sect-2	Speed	Sect-3	Speed	Topspeed	laptime	pit
1	Pit Out	93.1	32.553	112.5	42.734			1:59.752		9	Pit Out	94.8	31.309	112.4	42.658			13:02.659	
2	36.082	102.9	31.650	117.9	42.081		251.2	1:49.813		10	35.680	101.2	31.094	115.0	41.895		252.9	1:48.669	
3	35.871	101.5	31.122	116.9	41.775		250.6	1:48.768		11	35.580	94.7	<u>30.704</u>	<u>118.3</u>	41.642		254.1	<u>1:47.926</u>	
4	38.383	99.7	31.363	111.2	42.262		249.4	1:52.008		12	41.890	99.7	33.938	110.3	51.915		250.6	2:07.743	
5	36.287	97.3	31.978	115.4	45.226		253.5	1:53.491		13	36.129	98.5	32.299	113.8	49.563		247.7	1:57.991	
6	35.587	100.9	31.170	116.3	41.602		251.7	1:48.359		14	35.683	99.4	31.101	111.8	<u>41.535</u>		<u>257.8</u>	1:48.319	
7	<u>35.356</u>	<u>105.6</u>	31.392	117.5	41.873		254.7	1:48.621		15	35.783	99.6	31.535	114.0	42.606		256.5	1:49.924	
8	37.797	95.2	31.798	115.5	Pit In		249.4	2:12.168		16									

11										YAMAHA									
IKER GARCÍA																			
lap	Sect-1	Speed	Sect-2	Speed	Sect-3	Speed	TopSpeed	laptime	pit	lap	Sect-1	Speed	Sect-2	Speed	Sect-3	Speed	Topspeed	laptime	pit
1	Pit Out	94.7	31.715	111.6	42.678			1:57.550		11	35.746	101.6	<u>30.379</u>	117.9	41.596		252.3	1:47.721	
2	36.395	95.8	36.459	<u>120.3</u>	45.664		<u>255.3</u>	1:58.518		12	35.103	103.1	30.578	116.3	41.581		249.4	1:47.262	
3	35.398	103.3	30.838	120.0	41.836		252.3	1:48.072		13	35.152	103.9	30.622	117.1	41.345		248.3	1:47.119	



FIM JUNIORGP WORLD CHAMPIONSHIP - PORTIMAO

Autódromo Internacional do Algarve

Stock ECH

20 - 23 June 2024

Laps and Sector Times - Free Practice 2

Autodromo Internacional Algarve - 4592mtr.

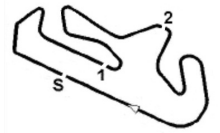
4	35.242	102.1	30.704	118.8	41.540	253.5	1:47.486	14	35.053	104.2	30.513	118.3	41.429	249.4	1:46.995
5	37.601	94.5	31.358	114.5	Pit In	250.6	2:13.651	15	34.993	104.8	30.479	116.6	<u>41.179</u>	248.8	<u>1:46.651</u>
6	Pit Out	95.2	32.222	113.9	42.996		7:23.263	16	40.455	96.2	33.789	116.1	44.811	254.7	1:59.055
7	35.246	103.7	30.769	117.4	41.316	249.4	1:47.331	17	<u>34.912</u>	104.2	30.744	118.9	41.570	251.7	1:47.226
8	35.250	106.3	38.925	109.5	42.676	254.7	1:56.851	18	35.021	105.0	30.782	116.5	41.667	249.4	1:47.470
9	35.072	<u>107.1</u>	30.964	106.8	42.079	248.8	1:48.115	19	35.266	102.1	30.496	117.6	41.894	245.5	1:47.656
10	35.145	103.2	30.488	118.3	41.560	248.3	1:47.193	20							

13 DI NO IOZZO										YAMAHA									
lap	Sect-1	Speed	Sect-2	Speed	Sect-3	Speed	TopSpeed	laptime	pit	lap	Sect-1	Speed	Sect-2	Speed	Sect-3	Speed	Topspeed	laptime	pit
1	Pit Out	92.5	31.609	106.9	42.554			1:57.199		9	40.178	91.8	33.017	103.4	Pit In		214.7	2:17.545	
2	36.478	99.6	31.254	110.3	42.462		256.5	1:50.194		10	Pit Out	99.6	33.009	111.5	47.847			14:55.274	
3	35.556	106.8	31.845	111.0	41.896		251.2	1:49.297		11	36.300	94.0	31.394	107.1	44.618		<u>259.0</u>	1:52.312	
4	35.513	102.5	30.655	114.5	41.602		249.4	1:47.770		12	<u>35.357</u>	100.8	30.463	113.7	41.662		254.1	1:47.482	
5	35.515	100.6	30.887	107.8	42.543		246.0	1:48.945		13	35.528	95.9	<u>30.265</u>	<u>119.6</u>	44.222		248.8	1:50.015	
6	35.721	97.0	30.407	112.3	41.521		247.1	1:47.649		14	35.384	96.6	30.297	118.3	41.508		251.2	<u>1:47.189</u>	
7	35.517	99.4	30.445	115.5	46.456		246.6	1:52.418		15	38.734	90.3	31.898	108.3	42.410		246.6	1:53.042	
8	35.583	99.0	30.418	113.3	<u>41.470</u>		244.3	1:47.471		16									

14 KAVIN QUINTAL										YAMAHA									
lap	Sect-1	Speed	Sect-2	Speed	Sect-3	Speed	TopSpeed	laptime	pit	lap	Sect-1	Speed	Sect-2	Speed	Sect-3	Speed	Topspeed	laptime	pit
1	Pit Out	88.2	34.286	97.3	44.579			2:10.320		8	37.056	97.7	<u>31.785</u>	108.4	42.884		242.7	1:51.725	
2	37.968	93.8	32.170	<u>108.9</u>	43.104		244.9	1:53.242		9	<u>36.380</u>	99.2	32.032	105.8	42.987		<u>250.0</u>	<u>1:51.399</u>	
3	37.186	95.9	32.396	104.5	42.928		244.3	1:52.510		10	36.656	102.0	35.965	99.6	Pit In		247.7	2:27.726	
4	36.889	98.9	32.294	105.7	43.016		247.7	1:52.199		11	Pit Out	95.1	32.747	103.8	43.800			6:28.583	
5	36.997	94.7	32.677	102.6	Pit In		247.7	2:17.078		12	37.371	93.0	32.370	102.4	43.355		246.6	1:53.096	
6	Pit Out	92.1	33.403	102.3	43.979			9:40.077		13	36.860	93.0	32.064	105.3	50.983		246.6	1:59.907	
7	37.032	94.7	32.303	108.3	<u>42.839</u>		246.0	1:52.174		14	36.607	<u>105.8</u>	42.036	104.1	43.579		246.0	2:02.222	

19 SHUAI LI										YAMAHA									
lap	Sect-1	Speed	Sect-2	Speed	Sect-3	Speed	TopSpeed	laptime	pit	lap	Sect-1	Speed	Sect-2	Speed	Sect-3	Speed	Topspeed	laptime	pit
1	Pit Out	81.1	36.550	97.7	44.955			2:11.843		7	41.612	99.4	44.300	107.0	Pit In		243.8	2:35.213	
2	38.013	94.0	32.447	110.1	44.076		251.2	1:54.536		8	Pit Out	76.9	33.792	106.3	44.753			18:30.902	
3	37.640	93.5	32.500	109.3	43.683		244.3	1:53.823		9	37.203	94.7	32.567	108.9	<u>43.050</u>		249.4	1:52.820	
4	37.148	<u>104.9</u>	36.089	<u>111.3</u>	43.812		248.8	1:57.049		10	<u>36.911</u>	91.4	<u>32.130</u>	111.0	43.100		<u>252.3</u>	<u>1:52.141</u>	
5	37.502	88.0	33.393	103.5	43.923		248.3	1:54.818		11	41.948	86.8	33.483	105.6	50.600		247.7	2:06.031	
6	37.092	94.0	32.224	111.1	43.135		250.0	1:52.451		12	39.038	85.6	36.369	109.4	44.909		245.5	2:00.316	

21 DANIEL BROOKS										YAMAHA									
lap	Sect-1	Speed	Sect-2	Speed	Sect-3	Speed	TopSpeed	laptime	pit	lap	Sect-1	Speed	Sect-2	Speed	Sect-3	Speed	Topspeed	laptime	pit
1	Pit Out	90.1	31.937	108.8	42.915			1:59.620		8	36.236	94.3	31.328	109.0	42.650		250.6	1:50.214	
2	37.154	91.5	31.572	104.7	42.730		247.7	1:51.456		9	36.206	94.0	31.207	108.9	42.529		<u>253.5</u>	<u>1:49.942</u>	
3	36.654	90.0	31.540	111.7	42.809		247.7	1:51.003		10	36.621	91.4	31.250	108.1	48.054		249.4	1:55.925	
4	36.275	<u>100.5</u>	32.540	<u>113.0</u>	42.520		245.5	1:51.335		11	36.425	94.0	31.297	108.2	42.561		247.7	1:50.283	
5	36.496	92.7	31.603	108.1	Pit In		249.4	2:09.868		12	<u>36.100</u>	100.3	31.745	104.4	43.892		246.0	1:51.737	
6	Pit Out	89.7	32.360	109.1	43.493			13:11.965		13	36.387	94.9	31.299	109.8	Pit In		250.6	2:09.102	
7	37.172	93.8	<u>31.154</u>	110.5	<u>42.514</u>		248.8	1:50.840		14									



FIM JUNIORGP WORLD CHAMPIONSHIP - PORTIMAO

Autódromo Internacional do Algarve

Stock Ech

20 - 23 June 2024

Laps and Sector Times - Free Practice 2

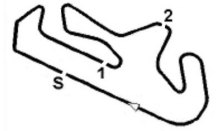
Autodromo Internacional Algarve - 4592mtr.

22 DECLAN van ROSMALEN										YAMAHA									
lap	Sect-1	Speed	Sect-2	Speed	Sect-3	Speed	TopSpeed	laptime	pit	lap	Sect-1	Speed	Sect-2	Speed	Sect-3	Speed	Topspeed	laptime	pit
1	Pit Out	98.7	31.928	109.9	42.997			1:58.622		10	<u>35.932</u>	97.0	<u>31.018</u>	113.4	42.144		250.6	1:49.094	
2	37.208	94.6	31.292	106.2	42.563		255.3	1:51.063		11	36.182	97.2	31.571	110.2	42.105		247.7	1:49.858	
3	37.424	96.8	31.282	<u>122.7</u>	1:08.893		<u>257.8</u>	2:17.599		12	36.170	97.6	31.144	111.9	42.251		247.1	1:49.565	
4	35.974	108.5	32.266	111.6	42.590		248.8	1:50.830		13	36.035	<u>115.0</u>	43.079	108.4	Pit In		246.0	2:27.660	
5	36.447	100.7	31.583	106.1	42.764		247.1	1:50.794		14	Pit Out	90.4	31.735	113.1	43.454			8:46.760	
6	36.364	95.7	31.968	110.0	43.401		250.0	1:51.733		15	36.567	95.6	31.908	110.8	42.235		248.3	1:50.710	
7	36.823	93.9	31.174	119.2	42.744		250.0	1:50.741		16	36.607	93.6	31.281	111.2	42.389		248.3	1:50.277	
8	36.652	94.8	31.170	113.9	42.174		246.0	1:49.996		17	36.344	96.9	31.501	111.9	42.760		246.6	1:50.605	
9	36.196	100.8	31.239	117.1	<u>42.039</u>		247.7	1:49.474		18	36.696	102.1	37.764	108.9	45.561		244.9	2:00.021	

25 ANDY VERDOÏA										HONDA									
lap	Sect-1	Speed	Sect-2	Speed	Sect-3	Speed	TopSpeed	laptime	pit	lap	Sect-1	Speed	Sect-2	Speed	Sect-3	Speed	Topspeed	laptime	pit
1	Pit Out	93.2	32.024	114.5	42.457			1:59.624		10	35.465	101.4	31.028	114.9	Pit In		252.9	2:10.176	
2	35.845	100.3	30.844	<u>118.9</u>	41.922		252.9	1:48.611		11	Pit Out	92.1	31.962	116.5	42.481			9:57.303	
3	35.396	102.7	30.939	117.0	42.017		253.5	1:48.352		12	35.164	107.1	31.205	115.0	42.938		252.3	1:49.307	
4	35.599	102.1	30.997	117.5	41.897		250.6	1:48.493		13	35.312	98.8	30.662	118.6	41.576		252.9	1:47.550	
5	36.191	95.7	31.704	116.3	44.716		253.5	1:52.611		14	35.207	102.0	30.722	116.9	41.727		253.5	1:47.656	
6	35.605	101.6	30.993	118.0	41.722		254.1	1:48.320		15	35.093	101.9	<u>30.596</u>	115.9	<u>41.390</u>		252.3	<u>1:47.079</u>	
7	35.041	<u>126.8</u>	38.618	115.8	42.186		252.9	1:55.845		16	<u>35.004</u>	104.2	30.805	115.6	41.718		<u>254.7</u>	1:47.527	
8	36.194	93.5	31.034	115.0	42.095		252.9	1:49.323		17	35.142	102.7	30.927	115.8	41.510		252.9	1:47.579	
9	35.582	101.0	31.020	117.4	41.929		251.2	1:48.531		18									

26 FRANCISCO RUIZ										YAMAHA									
lap	Sect-1	Speed	Sect-2	Speed	Sect-3	Speed	TopSpeed	laptime	pit	lap	Sect-1	Speed	Sect-2	Speed	Sect-3	Speed	Topspeed	laptime	pit
1	Pit Out	94.4	32.135	114.4	43.861			2:00.897		9	35.600	96.7	30.882	118.0	<u>41.992</u>		252.9	1:48.474	
2	36.410	97.6	31.695	<u>118.3</u>	44.884		251.2	1:52.989		10	<u>35.589</u>	95.2	31.461	115.0	42.305		<u>256.5</u>	1:49.355	
3	36.223	94.7	31.130	116.0	42.823		253.5	1:50.176		11	35.682	95.4	30.856	117.0	42.165		254.1	1:48.703	
4	35.722	102.2	31.150	115.6	42.883		255.9	1:49.755		12	35.690	<u>111.6</u>	37.193	115.6	46.625		251.2	1:59.508	
5	35.838	102.0	31.606	114.8	42.594		252.9	1:50.038		13	35.850	95.6	30.947	113.4	43.638		253.5	1:50.435	
6	36.286	94.8	34.814	113.1	Pit In		250.0	2:12.184		14	35.746	95.6	<u>30.692</u>	117.6	42.153		255.9	1:48.591	
7	Pit Out	94.9	31.771	113.3	43.073			11:09.804		15	35.614	98.4	30.901	115.1	42.220		252.3	1:48.735	
8	35.607	99.2	30.980	117.6	42.078		253.5	1:48.665		16	35.851	98.0	30.863	114.5	Pit In		248.8	2:05.729	

29 MASSIMO COPPA										YAMAHA									
lap	Sect-1	Speed	Sect-2	Speed	Sect-3	Speed	TopSpeed	laptime	pit	lap	Sect-1	Speed	Sect-2	Speed	Sect-3	Speed	Topspeed	laptime	pit
1	Pit Out	91.9	32.665	112.4	43.252			2:01.308		10	36.279	95.4	31.411	114.0	42.680		<u>254.1</u>	1:50.370	
2	36.224	99.8	31.800	114.2	43.280		252.3	1:51.304		11	35.959	96.9	31.324	109.3	42.225		249.4	1:49.508	
3	36.125	99.6	31.781	112.4	42.904		251.7	1:50.810		12	35.848	99.0	31.271	113.0	43.040		252.9	1:50.159	
4	36.241	99.0	31.847	110.8	42.472		248.3	1:50.560		13	<u>35.455</u>	<u>131.1</u>	37.510	109.5	44.464		249.4	1:57.429	
5	36.062	99.9	31.735	111.9	43.238		251.7	1:51.035		14	36.011	97.8	31.328	113.9	42.552		251.7	1:49.891	
6	39.161	90.6	33.619	111.7	43.857		247.7	1:56.637		15	35.578	98.1	31.260	111.6	42.385		251.7	<u>1:49.223</u>	
7	36.277	101.2	43.033	111.3	Pit In		247.7	2:26.131		16	36.183	96.9	<u>31.100</u>	<u>114.6</u>	<u>41.941</u>		249.4	1:49.224	
8	Pit Out	88.2	33.809	110.9	42.751			10:01.612		17	37.189	95.2	31.880	112.9	42.552		252.9	1:51.621	
9	35.837	97.6	31.395	112.9	42.144		251.2	1:49.376		18									



FIM JUNIORGP WORLD CHAMPIONSHIP - PORTIMAO

Autódromo Internacional do Algarve

Stock ECh

20 - 23 June 2024

Laps and Sector Times - Free Practice 2

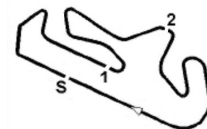
Autodromo Internacional Algarve - 4592mtr.

33 FILIP REHACEK										YAMAHA									
lap	Sect-1	Speed	Sect-2	Speed	Sect-3	Speed	TopSpeed	laptme	pit	lap	Sect-1	Speed	Sect-2	Speed	Sect-3	Speed	Topspeed	laptme	pit
1	Pit Out	88.8	32.210	114.0	43.073			1:59.710		11	<u>35.374</u>	98.5	30.640	115.6	41.695		252.3	<u>1:47.709</u>	
2	36.137	<u>101.0</u>	31.204	<u>117.6</u>	41.961		247.7	1:49.302		12	35.467	96.5	30.655	113.4	41.588		252.9	1:47.710	
3	35.863	96.9	31.038	114.6	42.020		251.2	1:48.921		13	35.457	98.9	30.764	114.4	41.809		252.3	1:48.030	
4	35.865	91.8	30.865	115.6	41.808		251.2	1:48.538		14	35.764	94.7	31.015	112.9	41.925		<u>254.1</u>	1:48.704	
5	36.749	95.9	31.379	117.0	Pit In		250.6	<u>2:13.582</u>		15	35.721	93.3	31.784	112.0	42.585		252.3	1:50.090	
6	Pit Out	92.5	31.772	114.3	42.203			7:30.921		16	35.921	94.8	30.973	113.9	42.297		252.3	1:49.191	
7	35.744	98.0	30.715	115.3	<u>41.570</u>		251.7	1:48.029		17	35.799	96.9	30.912	114.3	41.940		252.9	1:48.651	
8	35.569	94.6	30.777	115.4	42.014		253.5	1:48.360		18	35.748	95.9	30.950	116.1	42.001		252.3	1:48.699	
9	35.651	97.1	30.671	114.4	41.754		249.4	1:48.076		19	36.239	92.7	<u>31.863</u>	112.9	42.361		251.7	1:50.463	
10	35.447	94.9	<u>30.597</u>	117.5	41.885		252.3	1:47.929		20									

35 YERAY SAI Z										YAMAHA									
lap	Sect-1	Speed	Sect-2	Speed	Sect-3	Speed	TopSpeed	laptme	pit	lap	Sect-1	Speed	Sect-2	Speed	Sect-3	Speed	Topspeed	laptme	pit
1	Pit Out	91.6	32.516	108.4	42.977			2:00.440		8	<u>35.685</u>	<u>106.4</u>	34.236	107.6	Pit In		248.8	2:11.450	
2	36.511	98.0	31.823	106.5	44.156		<u>250.0</u>	1:52.490		9	Pit Out	99.3	33.616	113.1	44.631			6:17.240	
3	36.600	95.5	31.684	113.0	47.902		<u>250.0</u>	1:56.186		10	36.123	99.8	31.364	109.5	42.268		247.7	1:49.755	
4	36.094	100.0	31.598	109.3	Pit In		247.7	<u>2:12.715</u>		11	35.902	98.6	31.414	109.2	42.255		247.1	1:49.571	
5	Pit Out	92.1	34.433	108.4	43.961			12:45.614		12	39.696	98.8	32.121	112.9	42.512		247.7	1:54.329	
6	36.228	99.1	31.332	113.2	50.256		245.5	1:57.816		13	36.134	101.4	<u>36.903</u>	105.8	43.692		246.0	1:56.729	
7	36.014	98.7	<u>31.133</u>	<u>114.4</u>	<u>42.161</u>		247.7	<u>1:49.308</u>		14									

44 ADRIÁN RODRÍGUEZ										YAMAHA									
lap	Sect-1	Speed	Sect-2	Speed	Sect-3	Speed	TopSpeed	laptme	pit	lap	Sect-1	Speed	Sect-2	Speed	Sect-3	Speed	Topspeed	laptme	pit
1	Pit Out	99.2	31.379	113.0	42.227			1:55.596		9	34.998	101.1	30.324	<u>118.6</u>	42.063		255.9	1:47.385	
2	35.643	97.6	30.592	113.6	41.914		251.7	1:48.149		10	34.897	105.6	30.306	115.0	<u>41.006</u>		255.3	<u>1:46.209</u>	
3	35.455	98.9	30.694	108.5	51.526		253.5	1:57.675		11	38.184	92.4	33.320	109.0	43.177		<u>264.1</u>	1:54.681	
4	35.485	<u>105.8</u>	30.937	113.4	42.040		248.8	1:48.462		12	<u>34.818</u>	103.7	<u>30.283</u>	115.3	41.135		257.1	1:46.236	
5	35.482	103.9	31.017	116.1	42.150		251.2	1:48.649		13	36.695	99.1	31.393	103.5	Pit In		256.5	<u>2:09.325</u>	
6	37.633	97.5	31.890	108.9	Pit In		251.2	<u>2:11.247</u>		14	Pit Out	97.4	32.327	110.8	43.018			<u>3:04.005</u>	
7	Pit Out	98.7	30.795	115.0	47.082			11:16.708		15	35.068	103.9	<u>30.311</u>	113.8	43.517		252.9	1:48.896	
8	35.336	99.9	30.445	116.8	41.183		259.6	1:46.964		16									

47 TIBOR ERIK VARGA										YAMAHA									
lap	Sect-1	Speed	Sect-2	Speed	Sect-3	Speed	TopSpeed	laptme	pit	lap	Sect-1	Speed	Sect-2	Speed	Sect-3	Speed	Topspeed	laptme	pit
1	Pit Out	91.7	34.343	108.7	44.601			2:05.771		9	Pit Out	95.9	31.238	114.5	41.961			11:03.637	
2	36.413	89.9	31.063	114.2	42.042		248.3	1:49.518		10	35.232	100.7	31.242	111.5	41.922		254.7	1:48.396	
3	38.496	92.9	<u>30.593</u>	115.4	47.044		246.0	1:56.133		11	35.188	103.8	31.196	116.6	41.875		254.1	1:48.259	
4	35.538	102.6	30.614	<u>121.3</u>	42.510		247.7	1:48.662		12	35.365	94.4	31.416	117.3	42.207		255.3	1:48.988	
5	37.753	93.7	33.646	116.5	41.977		247.1	1:53.376		13	35.319	100.7	30.838	114.8	41.932		251.7	1:48.089	
6	35.259	<u>105.0</u>	31.094	114.9	<u>41.688</u>		<u>255.9</u>	1:48.041		14	35.224	103.4	32.204	112.0	46.291		251.7	1:53.719	
7	<u>35.139</u>	103.7	30.793	116.5	42.063		252.3	<u>1:47.995</u>		15	35.419	99.6	30.960	115.9	50.906		252.3	1:57.285	
8	36.533	95.2	31.653	114.2	Pit In		251.2	<u>2:18.259</u>		16	40.961	90.1	33.394	116.1	42.833		237.4	1:57.188	


FIM JUNIORGP WORLD CHAMPIONSHIP - PORTIMAO

Autódromo Internacional do Algarve

Stock ECh

20 - 23 June 2024

Laps and Sector Times - Free Practice 2

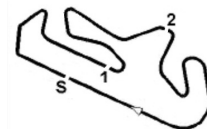
Autodromo Internacional Algarve - 4592mtr.

51 JUAN P URIOSTEGUI										HONDA									
lap	Sect-1	Speed	Sect-2	Speed	Sect-3	Speed	TopSpeed	laptime	pit	lap	Sect-1	Speed	Sect-2	Speed	Sect-3	Speed	Topspeed	laptime	pit
1	Pit Out	90.8	32.098	112.4	42.817			1:59.333		10	35.980	96.1	31.379	116.3	42.235		250.0	1:49.594	
2	36.378	97.8	31.364	119.5	<u>42.017</u>		252.9	1:49.759		11	38.935	92.3	32.487	114.5	Pit In		241.1	2:15.287	
3	36.276	95.7	<u>31.052</u>	<u>122.3</u>	42.377		<u>253.5</u>	1:49.705		12	Pit Out	94.2	31.934	111.2	42.408			7:34.795	
4	36.723	94.3	31.522	115.9	42.467		248.3	1:50.712		13	36.011	92.8	31.320	117.1	42.099		249.4	<u>1:49.430</u>	
5	36.554	95.8	31.504	118.2	42.545		245.5	1:50.603		14	<u>35.925</u>	97.5	31.410	115.0	42.125		250.0	1:49.460	
6	40.235	96.9	31.159	116.5	44.511		248.8	1:55.905		15	36.383	97.5	31.169	117.8	42.255		252.3	1:49.807	
7	36.391	97.1	31.584	116.3	42.307		250.6	1:50.282		16	36.180	93.6	31.200	118.8	47.612		252.3	1:54.992	
8	36.670	95.5	32.229	117.5	42.174		247.1	1:51.073		17	36.323	91.6	31.314	115.8	42.289		251.7	1:49.926	
9	36.145	<u>98.2</u>	31.207	119.5	42.168		250.6	1:49.520		18	36.361	93.7	31.414	114.9	42.347		248.3	1:50.122	

57 KILIAN HOLZER										YAMAHA									
lap	Sect-1	Speed	Sect-2	Speed	Sect-3	Speed	TopSpeed	laptime	pit	lap	Sect-1	Speed	Sect-2	Speed	Sect-3	Speed	Topspeed	laptime	pit
1	Pit Out	97.6	32.462	117.3	43.107			1:58.610		10	36.147	100.2	32.312	111.6	42.856		247.1	1:51.315	
2	36.735	94.7	31.954	113.0	42.848		250.6	1:51.537		11	36.128	100.3	34.435	103.7	42.743		247.7	1:53.306	
3	36.167	99.0	<u>31.451</u>	110.8	43.356		249.4	1:50.974		12	36.242	99.8	31.903	109.3	42.760		251.7	1:50.905	
4	36.354	99.3	31.574	116.6	43.104		247.1	1:51.032		13	35.906	104.7	31.778	113.0	42.728		248.8	<u>1:50.412</u>	
5	35.987	102.9	32.320	116.4	43.299		250.0	1:51.606		14	35.840	106.0	32.032	111.5	42.665		247.1	1:50.537	
6	36.167	103.1	31.989	111.1	<u>42.571</u>		247.7	1:50.727		15	40.677	92.0	35.641	111.7	42.727		248.3	1:59.045	
7	36.163	96.3	31.642	115.9	Pit In		250.0	2:11.068		16	<u>35.772</u>	105.4	31.727	<u>118.0</u>	44.160		250.0	1:51.659	
8	Pit Out	95.8	32.548	110.4	43.048			7:39.574		17	35.812	<u>110.1</u>	32.189	113.3	42.957		251.2	1:50.958	
9	36.077	100.3	31.654	113.1	42.685		244.9	1:50.416		18	40.485	108.1	41.554	105.0	43.288		243.2	2:05.327	

58 JOSE LUIS ARMARIO										YAMAHA									
lap	Sect-1	Speed	Sect-2	Speed	Sect-3	Speed	TopSpeed	laptime	pit	lap	Sect-1	Speed	Sect-2	Speed	Sect-3	Speed	Topspeed	laptime	pit
1	Pit Out	94.7	32.729	117.0	43.549			2:01.875		8	35.625	98.8	30.824	114.6	41.743		244.3	1:48.192	
2	36.432	94.7	30.955	116.6	42.055		246.6	1:49.442		9	38.669	89.3	32.215	108.9	Pit In		243.8	2:14.315	
3	39.979	92.5	31.182	113.3	Pit In		246.6	2:18.145		10	Pit Out	91.4	31.716	113.9	56.549			9:38.472	
4	Pit Out	85.4	34.570	114.6	42.052			8:37.459		11	35.941	<u>101.5</u>	32.503	114.6	41.865		248.3	1:50.309	
5	35.824	93.8	<u>30.565</u>	<u>118.9</u>	42.079		248.8	1:48.468		12	35.897	94.9	30.868	114.0	41.848		250.0	1:48.613	
6	36.051	91.8	31.303	114.6	42.101		<u>254.1</u>	1:49.455		13	39.508	81.8	35.477	116.1	41.942		244.3	1:56.927	
7	<u>35.584</u>	97.8	30.618	115.5	<u>41.626</u>		247.7	<u>1:47.828</u>		14									

61 JAVIER DEL OLMO										KAWASAKI									
lap	Sect-1	Speed	Sect-2	Speed	Sect-3	Speed	TopSpeed	laptime	pit	lap	Sect-1	Speed	Sect-2	Speed	Sect-3	Speed	Topspeed	laptime	pit
1	Pit Out	89.6	31.988	110.3	43.137			1:59.682		9	36.331	92.9	31.048	110.2	42.128		246.0	1:49.507	
2	36.914	100.3	31.804	115.3	42.360		249.4	1:51.078		10	36.195	96.9	31.287	112.5	41.989		247.1	1:49.471	
3	36.127	95.9	31.074	113.0	42.193		246.6	1:49.394		11	36.179	93.9	30.942	113.6	41.906		247.7	1:49.027	
4	36.319	95.0	31.539	107.4	43.650		247.1	1:51.508		12	35.827	97.6	30.970	111.8	<u>41.778</u>		246.6	<u>1:48.575</u>	
5	36.095	<u>101.9</u>	31.680	112.7	42.315		251.2	1:50.090		13	36.064	96.3	<u>30.922</u>	115.0	41.835		247.1	1:48.821	
6	36.140	95.3	30.999	114.9	42.205		251.2	1:49.344		14	43.756	92.1	34.694	115.0	42.054		247.7	2:00.504	
7	42.983	94.3	32.205	112.1	Pit In		<u>254.1</u>	2:18.073		15	<u>35.797</u>	98.5	31.034	<u>116.1</u>	41.942		250.0	1:48.773	
8	Pit Out	95.5	31.884	112.7	42.220			7:34.758		16	42.378	90.2	31.480	113.6	Pit In		248.3	2:20.156	



FIM JUNIORGP WORLD CHAMPIONSHIP - PORTIMAO

Autódromo Internacional do Algarve

Stock ECh

20 - 23 June 2024

Laps and Sector Times - Free Practice 2

Autodromo Internacional Algarve - 4592mtr.

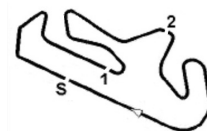
69 ARCHIE BOB MCDONALD										YAMAHA									
lap	Sect-1	Speed	Sect-2	Speed	Sect-3	Speed	TopSpeed	laptime	pit	lap	Sect-1	Speed	Sect-2	Speed	Sect-3	Speed	Topspeed	laptime	pit
1	Pit Out	92.2	31.591	113.0	43.079			1:56.860		8	35.303	97.9	30.593	117.1	Pit In		252.3	2:13.151	
2	36.205	95.2	30.855		41.977		<u>259.0</u>	1:49.037		9	Pit Out	95.6	31.150	116.6	42.087			16:54.372	
3	35.689	98.1	30.492	117.8	44.676		252.9	1:50.857		10	35.462	98.4	30.519	117.6	41.712		251.7	1:47.693	
4	35.847	97.1	30.911	117.6	42.405		255.9	1:49.163		11	35.375	100.8	<u>30.426</u>	118.8	41.539		250.6	1:47.340	
5	35.608	99.8	30.667	118.8	41.907		<u>259.0</u>	1:48.182		12	35.326	98.8	30.458	121.2	41.649		251.2	1:47.433	
6	35.294	99.7	30.464	117.9	42.022		253.5	1:47.780		13	35.352	100.8	30.562	117.5	<u>41.492</u>		250.0	1:47.406	
7	<u>35.243</u>	<u>103.0</u>	30.483	<u>122.2</u>	41.621		253.5	1:47.347		14	35.300	102.7	30.541	120.9	41.498		250.0	<u>1:47.339</u>	

71 RUBÉN ROMERO										YAMAHA									
lap	Sect-1	Speed	Sect-2	Speed	Sect-3	Speed	TopSpeed	laptime	pit	lap	Sect-1	Speed	Sect-2	Speed	Sect-3	Speed	Topspeed	laptime	pit
1	Pit Out	84.4	33.208	109.9	43.893			2:02.471		8	35.668	101.3	31.371	111.5	42.293		250.6	1:49.332	
2	36.477	92.9	31.297	111.7	42.196		251.2	1:49.970		9	35.846	99.4	<u>30.817</u>	<u>120.5</u>	41.439		251.7	1:48.102	
3	36.023	95.9	30.822	120.0	41.541		250.6	1:48.386		10	36.023	94.9	31.338	109.1	41.687		<u>255.3</u>	1:49.048	
4	36.100	93.7	31.143	112.1	42.383		254.7	1:49.626		11	35.945	98.5	30.920	113.4	41.478		247.7	1:48.343	
5	35.903	100.4	30.925	109.8	41.550		248.8	1:48.378		12	44.642	100.9	33.958	106.0	Pit In		252.3	2:28.446	
6	36.381	<u>109.4</u>	37.632	108.0	Pit In		251.2	2:19.987		13	Pit Out	96.7	31.392	110.9	41.870			8:26.173	
7	Pit Out	95.7	32.033	110.4	42.021			9:49.594		14	<u>35.469</u>	104.2	31.229	113.1	<u>41.369</u>		250.6	<u>1:48.067</u>	

73 GONÇALO RIBEIRO										YAMAHA									
lap	Sect-1	Speed	Sect-2	Speed	Sect-3	Speed	TopSpeed	laptime	pit	lap	Sect-1	Speed	Sect-2	Speed	Sect-3	Speed	Topspeed	laptime	pit
1	Pit Out	90.5	33.146	112.7	53.789			2:24.460		8	36.422	100.5	32.403	113.7	Pit In		248.8	2:16.498	
2	42.017	92.3	31.631	114.6	42.502		247.1	1:56.150		9	Pit Out	94.4	32.459	114.9	43.264			11:08.035	
3	36.467	96.5	31.390	112.0	42.351		248.8	1:50.208		10	36.228	99.8	31.530	<u>116.0</u>	42.738		<u>255.3</u>	1:50.496	
4	36.426	97.5	31.316	112.5	42.298		247.7	1:50.040		11	36.087	100.3	31.628	112.6	42.485		250.6	1:50.200	
5	<u>36.012</u>	98.1	<u>31.133</u>	113.8	<u>42.260</u>		250.6	<u>1:49.405</u>		12	36.141	98.1	31.453	113.2	42.268		250.0	1:49.862	
6	38.818	95.4	31.348	113.4	42.391		251.2	1:52.557		13	45.363	82.4	34.564	109.6	55.155		250.6	2:15.082	
7	36.063	<u>101.0</u>	40.156	86.7	48.626		248.3	2:04.845		14	40.968	88.2	38.551	108.5	Pit In		247.7	2:29.026	

74 CARTER BROWN										YAMAHA									
lap	Sect-1	Speed	Sect-2	Speed	Sect-3	Speed	TopSpeed	laptime	pit	lap	Sect-1	Speed	Sect-2	Speed	Sect-3	Speed	Topspeed	laptime	pit
1	Pit Out	93.4	31.579	109.5	42.664			1:56.285		11	35.950	96.0	31.227	111.8	42.489		247.1	1:49.666	
2	36.617	96.8	31.403	109.3	42.833		255.9	1:50.853		12	36.153	95.8	31.050	112.4	42.271		248.3	1:49.474	
3	37.130	94.7	31.161	114.2	42.536		252.9	1:50.827		13	35.865	100.0	31.477	113.9	42.226		247.7	1:49.568	
4	35.882	95.2	31.007	115.3	42.432		255.3	1:49.321		14	35.811	100.9	31.137	115.4	<u>41.815</u>		253.5	1:48.763	
5	36.109	100.1	32.614	112.0	47.390		244.9	1:56.113		15	35.669	96.5	31.206	112.6	42.014		254.7	1:48.889	
6	35.959	104.1	31.560	<u>117.1</u>	42.428		247.1	1:49.947		16	35.656	98.9	<u>30.964</u>	115.5	42.086		254.7	<u>1:48.706</u>	
7	36.185	98.5	31.160	113.8	Pit In		247.7	2:08.876		17	35.843	99.0	31.305	114.5	45.952		250.6	1:53.100	
8	Pit Out	93.4	31.762	107.5	42.715			6:40.703		18	<u>35.543</u>	<u>106.6</u>	31.477	<u>117.1</u>	49.878		251.2	1:56.898	
9	36.111	99.3	31.339	110.0	42.990		250.0	1:50.440		19	35.988	102.5	32.472	115.6	43.085		247.7	1:51.545	
10	36.093	97.2	31.231	113.1	42.661		246.0	1:49.985		20									

76 GONÇALO CAPOTE										YAMAHA									
lap	Sect-1	Speed	Sect-2	Speed	Sect-3	Speed	TopSpeed	laptime	pit	lap	Sect-1	Speed	Sect-2	Speed	Sect-3	Speed	Topspeed	laptime	pit
1	Pit Out	91.9	31.682	117.4	42.494			1:56.887		8	36.068	94.0	31.206	113.8	42.476		249.4	1:49.750	
2	36.726	97.9	31.097	106.1	42.653		<u>262.1</u>	1:50.476		9	36.781	95.7	32.294	108.1	Pit In		249.4	2:10.774	
3	36.750	97.9	31.292	112.9	42.177		251.2	1:50.219		10	Pit Out	90.7	37.144	111.3	46.139			10:33.571	



FIM JUNIORGP WORLD CHAMPIONSHIP - PORTIMAO

Autódromo Internacional do Algarve

Stock ECH

20 - 23 June 2024

Laps and Sector Times - Free Practice 2

Autodromo Internacional Algarve - 4592mtr.

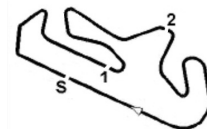
4	36.268	94.7	31.031	116.1	42.861	247.7	1:50.160	11	<u>35.175</u>	<u>119.7</u>	37.029	115.4	43.991	255.3	1:56.195
5	35.523	103.8	41.077	109.3	Pit In	254.7	2:16.236	12	35.858	97.3	31.058	<u>117.6</u>	42.074	248.8	1:48.990
6	Pit Out	97.5	32.230	113.7	43.306		7:06.483	13	35.511	97.1	31.067	117.4	<u>41.857</u>	256.5	<u>1:48.435</u>
7	36.134	95.2	<u>30.954</u>	114.9	42.393	247.1	1:49.481	14	35.459	96.9	31.080	114.9	51.153	260.2	1:57.692

80 BENCE KECSKÉS									YAMAHA										
lap	Sect-1	Speed	Sect-2	Speed	Sect-3	Speed	TopSpeed	laptime	pit	lap	Sect-1	Speed	Sect-2	Speed	Sect-3	Speed	Topspeed	laptime	pit
1	Pit Out	92.7	33.913	112.1	42.852			2:02.779		10	35.420	103.5	30.592	116.9	<u>41.520</u>		248.3	<u>1:47.532</u>	
2	36.325	97.7	30.853	115.8	41.735		247.1	1:48.913		11	35.713	95.4	30.632	113.4	41.524		250.6	1:47.869	
3	35.658	112.6	34.773	112.1	42.050		247.1	1:52.481		12	37.481	95.0	32.153	113.7	44.786		250.0	1:54.420	
4	36.029	94.7	30.817	115.9	41.862		246.0	1:48.708		13	35.608	101.5	<u>30.533</u>	116.0	42.171		<u>252.3</u>	1:48.312	
5	35.688	102.3	30.628	111.6	41.590		248.8	1:47.906		14	36.995	99.7	35.440	113.8	42.414		250.0	1:54.849	
6	<u>35.056</u>	<u>120.8</u>	38.407	115.4	42.147		250.0	1:55.610		15	36.134	95.2	31.078	112.9	47.517		251.2	1:54.729	
7	35.437	103.3	31.338	109.5	Pit In		248.8	2:11.677		16	35.912	96.7	30.644	116.8	41.788		249.4	1:48.344	
8	Pit Out	87.7	31.896	111.9	41.944			7:20.313		17	35.806	103.3	30.670	<u>119.7</u>	Pit In		247.1	2:18.317	
9	35.317	114.6	36.650	112.6	42.284		247.1	1:54.251		18									

81 JOAN SANTOS									YAMAHA										
lap	Sect-1	Speed	Sect-2	Speed	Sect-3	Speed	TopSpeed	laptime	pit	lap	Sect-1	Speed	Sect-2	Speed	Sect-3	Speed	Topspeed	laptime	pit
1	Pit Out	91.5	32.021	109.4	42.414			1:59.783		10	Pit Out	93.5	36.043	106.4	42.612			8:45.217	
2	36.307	94.4	30.900	113.3	41.916		248.8	1:49.123		11	35.749	95.7	30.953	108.0	41.935		<u>252.3</u>	1:48.637	
3	35.633	96.4	30.655	114.5	41.931		249.4	1:48.219		12	35.639	98.5	30.807	<u>116.8</u>	42.089		250.6	1:48.535	
4	35.911	97.2	30.558		42.527		244.3	1:48.996		13	36.069	<u>100.6</u>	30.984	113.1	41.973		250.0	1:49.026	
5	35.823	97.5	<u>30.484</u>	114.4	41.881		247.1	<u>1:48.188</u>		14	35.656	97.6	31.095	110.4	42.235		248.3	1:48.986	
6	35.706	97.7	30.688	114.3	<u>41.812</u>		<u>252.3</u>	1:48.206		15	35.689	98.2	31.062	111.5	42.329		247.7	1:49.080	
7	35.628	98.9	30.709	111.1	41.965		248.8	1:48.302		16	35.729	98.5	30.881	111.5	42.238		247.7	1:48.848	
8	<u>35.572</u>	98.2	30.823	109.0	42.270		248.3	1:48.665		17	35.831	99.4	31.404	111.0	42.549		245.5	1:49.784	
9	36.686	93.8	31.638	107.6	Pit In		246.6	2:14.933		18									

82 MARIO MAYOR									YAMAHA										
lap	Sect-1	Speed	Sect-2	Speed	Sect-3	Speed	TopSpeed	laptime	pit	lap	Sect-1	Speed	Sect-2	Speed	Sect-3	Speed	Topspeed	laptime	pit
1	Pit Out	93.5	31.168	112.7	41.764			2:01.977		8	35.215	103.1	<u>30.374</u>		<u>41.086</u>		250.0	<u>1:46.675</u>	
2	35.210	99.5	30.538	<u>115.8</u>	41.379		250.6	1:47.127		9	35.069	100.5	30.530	110.4	41.212		252.3	1:46.811	
3	35.117	100.0	30.521	111.6	41.150		251.7	1:46.788		10	<u>34.956</u>	100.6	30.384	114.8	41.490		250.6	1:46.830	
4	35.811	97.1	30.631	109.6	42.251		<u>253.5</u>	1:48.693		11	35.211	99.4	30.401	114.8	Pit In		250.6	2:09.489	
5	35.122	99.9	30.496		41.404		250.6	1:47.022		12	Pit Out	98.4	32.593	109.9	42.704			<u>3:28.255</u>	
6	35.174	100.7	31.274	114.3	Pit In		251.2	2:09.342		13	35.085	<u>108.9</u>	32.344	104.1	41.750		247.1	1:49.179	
7	Pit Out	101.4	33.232	105.1	42.494			14:16.811		14									

86 KYLIAN NESTOLA									YAMAHA										
lap	Sect-1	Speed	Sect-2	Speed	Sect-3	Speed	TopSpeed	laptime	pit	lap	Sect-1	Speed	Sect-2	Speed	Sect-3	Speed	Topspeed	laptime	pit
1	Pit Out	96.1	31.333	112.3	42.679			1:57.620		9	35.998	93.9	31.199	108.9	42.143		246.6	1:49.340	
2	36.081	94.7	31.419	<u>113.7</u>	41.964		247.7	1:49.464		10	35.881	96.5	31.097	108.0	42.187		248.3	1:49.165	
3	35.949	94.9	<u>30.842</u>	110.8	42.597		<u>255.3</u>	1:49.388		11	35.887	97.6	31.176	109.0	42.101		248.8	1:49.164	
4	35.962	94.4	31.348	112.1	42.795		248.8	1:50.105		12	<u>35.701</u>	99.7	30.928	109.8	<u>41.919</u>		247.7	<u>1:48.548</u>	
5	37.676	93.8	31.192	107.5	42.526		246.0	1:51.394		13	35.882	95.7	32.634	108.0	Pit In		251.7	2:16.863	
6	36.394	93.7	31.316	105.5	Pit In		247.7	2:14.525		14	Pit Out	<u>100.4</u>	31.691	112.7	42.312			5:54.647	



FIM JUNIORGP WORLD CHAMPIONSHIP - PORTIMAO

Autódromo Internacional do Algarve

Stock ECH

20 - 23 June 2024

Laps and Sector Times - Free Practice 2

Autodromo Internacional Algarve - 4592mtr.

7	Pit Out	93.1	31.239	109.6	42.386		7:57.658	15	35.768	98.9	31.069	111.0	42.647	247.1	1:49.484	
8		36.178	95.3	31.344	109.3	42.334	246.6	1:49.856	16	36.047	95.3	30.858	109.9	42.006	246.0	1:48.911

89 DEMIS MIHAILA										YAMAHA									
lap	Sect-1	Speed	Sect-2	Speed	Sect-3	Speed	TopSpeed	laptime	pit	lap	Sect-1	Speed	Sect-2	Speed	Sect-3	Speed	Topspeed	laptime	pit
1	Pit Out	80.5	33.071	103.9	43.314			2:09.305		11	35.335	102.6	30.648	116.1	41.314		247.7	1:47.297	
2		35.889	99.0	31.197	117.0	41.760	250.6	1:48.846		12	35.011	100.8	30.806	114.2	41.406		251.2	1:47.223	
3		35.464	102.3	30.754	120.0	42.022	250.6	1:48.240		13	35.062	99.8	30.650	117.4	41.338		250.0	1:47.050	
4		35.472	98.7	31.016	117.8	41.701	250.0	1:48.189		14	35.226	103.4	30.500	116.0	41.298		252.9	1:47.024	
5		35.397	101.1	30.701	116.3	41.693	248.8	1:47.791		15	34.972	101.7	30.541	117.5	41.286		250.6	1:46.799	
6		35.350	100.4	30.792	117.0	41.462	250.0	1:47.604		16	42.890	85.4	38.848	112.7	42.898		252.9	2:04.636	
7		35.231	102.8	30.748	116.9	41.517	248.8	1:47.496		17	35.519		30.865	111.8	41.639		248.8	1:48.023	
8		36.498	91.0	32.454	111.6	Pit In	249.4	2:06.109		18	35.237	103.4	30.733	117.6	41.565		248.8	1:47.535	
9	Pit Out	96.3	31.793	116.6	41.846			5:45.097		19	43.941		33.999	106.8	46.968		249.4	2:04.908	
10		35.587	98.8	30.852	112.6	41.494	248.8	1:47.933		20									

91 BORJA JIMÉNEZ										YAMAHA									
lap	Sect-1	Speed	Sect-2	Speed	Sect-3	Speed	TopSpeed	laptime	pit	lap	Sect-1	Speed	Sect-2	Speed	Sect-3	Speed	Topspeed	laptime	pit
1	Pit Out	92.6	31.863	113.6	42.809			1:59.038		9	34.808	100.9	30.977	117.0	43.313		255.9	1:49.098	
2		35.646	100.6	31.000	115.1	42.124	252.9	1:48.770		10	34.919	102.0	30.623	118.4	41.191		257.8	1:46.733	
3		35.409	103.2	30.888	118.0	42.112	255.3	1:48.409		11	35.655	102.4	31.407	113.3	Pit In		258.4	2:10.495	
4		35.272	105.3	31.066	116.5	41.875	255.9	1:48.213		12	Pit Out	96.3	31.291	110.3	42.036			4:46.352	
5		35.282	100.9	31.532	93.8	Pit In	256.5	2:13.713		13	35.232	96.1	30.365	121.5	41.608		251.2	1:47.205	
6	Pit Out	93.0	31.927	117.3	42.216			12:20.404		14	34.978	99.3	30.450	119.6	41.292		251.2	1:46.720	
7		35.100	101.1	30.702	116.6	41.413	252.9	1:47.215		15	35.122	97.6	30.469	116.8	41.504		251.7	1:47.095	
8		35.190	95.7	30.505	120.5	41.184	253.5	1:46.879		16									

92 NIL ROIG										YAMAHA									
lap	Sect-1	Speed	Sect-2	Speed	Sect-3	Speed	TopSpeed	laptime	pit	lap	Sect-1	Speed	Sect-2	Speed	Sect-3	Speed	Topspeed	laptime	pit
1	Pit Out	92.9	32.438	111.1	43.503			2:02.758		7	Pit Out	101.6	32.435	114.8	49.162			18:56.547	
2		36.646	94.9	31.470	112.5	42.677	248.3	1:50.793		8	36.034	98.5	31.420	115.8	46.247		244.3	1:53.701	
3		36.279	97.1	31.112	112.0	42.470	246.6	1:49.861		9	36.558	95.5	31.189	113.4	42.218		248.8	1:49.965	
4		36.093	105.2	32.005	112.9	42.411	246.0	1:50.509		10	36.160	98.7	31.645	118.6	50.092		246.6	1:57.897	
5		36.108	91.7	31.970	109.6	53.953	249.4	2:02.031		11	36.021	92.6	31.050	110.9	41.727		250.0	1:48.798	
6		36.381	96.5	31.551	115.8	Pit In	251.7	2:14.825		12	36.321	95.8	31.303	110.5	42.532		250.6	1:50.156	

99 MOHAMMED BINLADIN										YAMAHA									
lap	Sect-1	Speed	Sect-2	Speed	Sect-3	Speed	TopSpeed	laptime	pit	lap	Sect-1	Speed	Sect-2	Speed	Sect-3	Speed	Topspeed	laptime	pit
1	Pit Out	88.2	32.626	108.9	43.301			1:59.918		9	36.197	96.4	31.361	106.7	42.606		244.9	1:50.164	
2		37.011	93.1	31.346	110.1	42.706	252.9	1:51.063		10	35.825	96.6	31.028	110.4	42.525		249.4	1:49.378	
3		36.411	94.7	31.437	105.5	54.202	252.3	2:02.050		11	39.818	93.1	31.516	108.4	42.573		250.6	1:53.907	
4		36.309	94.8	31.149	113.1	42.803	246.6	1:50.261		12	36.081	97.2	30.984	109.0	42.460		247.7	1:49.525	
5		37.958	89.6	32.097	112.0	56.145	248.3	2:06.200		13	40.462	89.6	31.805	106.5	Pit In		247.7	2:23.989	
6		36.250	98.8	33.730	113.8	43.455	249.4	1:53.435		14	Pit Out	93.3	31.789	109.2	42.719			4:30.501	
7		37.063	89.4	34.129	111.6	Pit In	250.0	2:20.070		15	35.973	95.4	31.042	111.8	42.237		247.7	1:49.252	
8	Pit Out	88.9	32.817	110.0	43.477			8:01.148		16	35.695	106.5	36.331	106.9	43.263		246.6	1:55.289	