

## FIM JUNIORGP WORLD CHAMPIONSHIP - PORTIMAO

Autódromo Internacional do Algarve

Stock ECH

20 - 23 June 2024

Laps and Sector Times - Free Practice 1

Autodromo Internacional Algarve - 4592mtr.

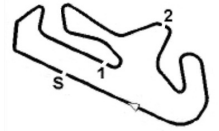
2										YAMAHA									
NI CHOLAS BEVI LACQUA																			
lap	Sect-1	Speed	Sect-2	Speed	Sect-3	Speed	TopSpeed	laptime	pit	lap	Sect-1	Speed	Sect-2	Speed	Sect-3	Speed	Topspeed	laptime	pit
1	Pit Out	84.8	33.640	112.6	44.237			2:02.694		9	37.203	89.0	32.510	108.4	43.488		256.5	1:53.201	
2		37.679	88.4	32.433	109.3	43.561	258.4	1:53.673		10	37.399	93.2	32.689	109.2	43.765		<u>262.1</u>	1:53.853	
3		36.977	<u>126.6</u>	38.631	107.1	43.267	255.9	1:58.875		11	36.986	93.5	32.177	109.5	43.429		255.9	1:52.592	
4		36.846	94.7	32.263	110.5	43.068	257.8	1:52.177		12	36.833	93.8	32.358	106.8	43.421		257.8	1:52.612	
5		36.597	96.7	32.184	109.6	43.195	257.8	1:51.976		13	36.686	112.6	42.470	110.4	43.223		257.1	2:02.379	
6		36.815	95.6	32.259	109.9	44.009	260.9	1:53.083		14	<u>36.276</u>	<u>126.6</u>	39.339	<u>113.1</u>	43.316		260.2	1:58.931	
7		37.076	93.7	32.359	112.3	Pit In	257.8	2:17.682		15	36.641	95.2	32.139	108.2	<u>42.964</u>		257.1	<u>1:51.744</u>	
8	Pit Out	88.5	32.584	109.6	47.224			11:08.915		16	36.427	96.9	<u>32.047</u>	110.8	43.284		257.8	1:51.758	

4										YAMAHA									
PABLO NICOLAS ECHEVERRY																			
lap	Sect-1	Speed	Sect-2	Speed	Sect-3	Speed	TopSpeed	laptime	pit	lap	Sect-1	Speed	Sect-2	Speed	Sect-3	Speed	Topspeed	laptime	pit
1	Pit Out	78.4	33.188	104.5	44.427			2:04.301		8	Pit Out	94.8	34.205	112.9	45.302			17:35.813	
2		37.270	84.6	31.996	115.0	42.644	252.9	1:51.910		9	36.755	87.8	31.591	114.6	42.367		<u>254.7</u>	1:50.713	
3		37.147	86.3	31.691	113.2	42.246	251.2	1:51.084		10	36.570	87.1	31.622	116.8	42.511		252.9	1:50.703	
4		36.458	89.7	31.988	117.1	42.326	251.2	1:50.772		11	36.710	85.6	31.620	111.6	42.423		252.3	1:50.753	
5		36.437	90.5	31.776	118.8	42.914	248.3	1:51.127		12	<u>36.402</u>	88.8	31.496	<u>118.9</u>	42.195		252.3	1:50.093	
6		36.573	<u>98.2</u>	41.420	115.1	45.001	251.2	2:02.994		13	36.413	92.4	<u>31.308</u>	117.0	<u>42.156</u>		252.9	<u>1:49.877</u>	
7		36.655	88.8	32.135	117.4	Pit In	248.3	2:15.875		14									

7										YAMAHA									
MANUEL ROCCA																			
lap	Sect-1	Speed	Sect-2	Speed	Sect-3	Speed	TopSpeed	laptime	pit	lap	Sect-1	Speed	Sect-2	Speed	Sect-3	Speed	Topspeed	laptime	pit
1	Pit Out	83.4	32.518	108.8	46.866			2:03.291		9	Pit Out	85.2	33.404	107.6	43.597			4:15.739	
2		36.789	90.8	31.576	107.1	42.183	<u>266.7</u>	1:50.548		10	36.294	88.0	31.310	115.8	42.071		260.2	1:49.675	
3		36.032	90.8	31.324	113.2	42.043	263.4	1:49.399		11	36.038	90.8	31.125	109.4	42.005		260.2	1:49.168	
4		37.571	83.1	36.488	103.2	44.951	261.5	1:59.010		12	35.966	92.5	31.128	110.4	42.799		261.5	1:49.893	
5		36.109	90.5	31.331	<u>115.9</u>	42.016	260.2	1:49.456		13	43.914	71.0	32.795	113.9	42.014		262.8	1:58.723	
6		35.743	94.6	31.290	114.6	41.967	260.9	1:49.000		14	36.355	81.8	41.537	107.5	43.204		262.8	2:01.096	
7		40.969	92.8	32.806	107.8	Pit In	260.2	2:21.873		15	35.666	95.8	<u>31.083</u>	<u>115.9</u>	<u>41.777</u>		262.1	<u>1:48.526</u>	
8	Pit Out	<u>107.8</u>	40.226	109.4	Pit In			10:05.830		16	<u>35.527</u>	96.2	31.138	109.4	41.894		261.5	1:48.559	

8										HONDA									
MARCO GARCÍA																			
lap	Sect-1	Speed	Sect-2	Speed	Sect-3	Speed	TopSpeed	laptime	pit	lap	Sect-1	Speed	Sect-2	Speed	Sect-3	Speed	Topspeed	laptime	pit
1	Pit Out	82.1	32.308	109.1	42.986			1:59.882		8	Pit Out	91.8	32.164	114.5	42.044			17:36.772	
2		36.295	92.4	31.158	110.1	41.732	263.4	1:49.185		9	35.791	98.7	30.864	115.0	41.067		260.9	1:47.722	
3		36.272	90.7	31.519	107.0	41.675	258.4	1:49.466		10	35.411	94.9	30.723	113.3	<u>40.913</u>		<u>266.0</u>	<u>1:47.047</u>	
4		35.767	96.7	31.358	111.8	41.731	261.5	1:48.856		11	35.351	<u>100.8</u>	<u>30.584</u>	115.5	41.228		263.4	1:47.163	
5		35.989	95.7	30.911	<u>116.6</u>	41.431	263.4	1:48.331		12	<u>35.343</u>	100.2	30.867	111.5	40.998		262.1	1:47.208	
6		35.891	99.8	31.322	111.3	41.447	258.4	1:48.660		13	38.704	94.0	32.235	99.4	42.597		261.5	1:53.536	
7		37.232	94.2	32.895	103.3	Pit In	258.4	2:13.055		14									

11										YAMAHA									
IKER GARCÍA																			
lap	Sect-1	Speed	Sect-2	Speed	Sect-3	Speed	TopSpeed	laptime	pit	lap	Sect-1	Speed	Sect-2	Speed	Sect-3	Speed	Topspeed	laptime	pit
1	Pit Out	94.6	31.620	113.4	41.973			1:56.399		10	34.821	102.3	30.286	112.7	40.850		260.2	1:45.957	
2		35.620	98.5	30.675	116.4	41.411	256.5	1:47.706		11	34.857	102.0	30.198	119.3	40.694		259.6	<u>1:45.749</u>	
3		35.186	<u>107.1</u>	31.064	119.7	41.209	260.2	1:47.459		12	34.924	101.1	30.398	117.3	41.075		260.2	1:46.397	
4		35.325	100.2	30.524	118.7	41.051	258.4	1:46.900		13	34.853	104.1	30.366	116.6	40.912		258.4	1:46.131	



## FIM JUNIORGP WORLD CHAMPIONSHIP - PORTIMAO

### Autódromo Internacional do Algarve

Stock Ech

20 - 23 June 2024

Laps and Sector Times - Free Practice 1

Autodromo Internacional Algarve - 4592mtr.

5	35.229	101.6	30.574	109.5	41.294	259.6	1:47.097	14	34.952	103.1	30.262	117.9	40.675	259.0	1:45.889
6	38.529	96.6	31.928	110.9	Pit In	257.1	2:13.361	15	34.849	103.2	30.391	117.4	40.656	260.9	1:45.896
7	Pit Out	91.1	33.152	111.9	42.955		8:54.213	16	34.845	102.9	30.142	<u>120.3</u>	41.087	<u>262.1</u>	1:46.074
8	35.099	101.0	30.443	118.9	<u>40.650</u>	259.0	1:46.192	17	<u>34.784</u>	103.3	37.181	<u>108.3</u>	Pit In	<u>262.1</u>	2:19.771
9	34.953	102.3	<u>30.134</u>	119.6	40.733	260.9	1:45.820	18							

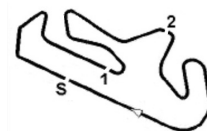
13   DI NO IOZZO									YAMAHA										
lap	Sect-1	Speed	Sect-2	Speed	Sect-3	Speed	TopSpeed	laptime	pit	lap	Sect-1	Speed	Sect-2	Speed	Sect-3	Speed	Topspeed	laptime	pit
1	Pit Out	87.3	35.285	94.7	Pit In			2:39.944		5	35.541	96.0	30.758	109.5	41.040		<u>263.4</u>	1:47.339	
2	Pit Out	91.2	32.265	106.1	42.746			26:28.396		6	35.434	98.9	30.642	<u>111.5</u>	40.917		<u>263.4</u>	1:46.993	
3	36.211	90.6	31.703	108.7	42.403		262.8	1:50.317		7	<u>35.132</u>	102.3	<u>30.621</u>	111.0	<u>40.879</u>		262.8	<u>1:46.632</u>	
4	35.805	96.3	30.995	110.0	41.494		262.8	1:48.294		8	37.309	93.9	34.173	108.8	42.151		259.6	1:53.633	

14   KAVIN QUINTAL									YAMAHA										
lap	Sect-1	Speed	Sect-2	Speed	Sect-3	Speed	TopSpeed	laptime	pit	lap	Sect-1	Speed	Sect-2	Speed	Sect-3	Speed	Topspeed	laptime	pit
1	Pit Out	88.9	33.216	100.8	43.073			2:02.830		7	38.071	92.9	31.791	<u>107.0</u>	42.424		259.0	1:52.286	
2	36.766	91.4	31.810	106.0	42.770		255.9	1:51.346		8	36.495	95.3	<u>31.751</u>	103.0	42.306		255.9	1:50.552	
3	37.683	90.8	32.524	102.5	43.080		246.6	1:53.287		9	36.483	90.5	33.608	93.7	Pit In		<u>260.9</u>	2:23.135	
4	<u>36.350</u>	<u>98.6</u>	31.820	100.7	<u>42.198</u>		258.4	<u>1:50.368</u>		10	Pit Out	91.4	33.131	100.9	48.165			8:47.165	
5	36.722	91.8	32.008	101.9	Pit In		255.3	2:29.383		11	37.522	95.0	33.945	98.3	43.521		257.8	1:54.988	
6	Pit Out	91.1	31.984	105.6	42.326			11:50.907		12	42.848	91.5	35.712	103.0	Pit In		252.9	2:26.061	

19   SHUAI LI									YAMAHA										
lap	Sect-1	Speed	Sect-2	Speed	Sect-3	Speed	TopSpeed	laptime	pit	lap	Sect-1	Speed	Sect-2	Speed	Sect-3	Speed	Topspeed	laptime	pit
1	Pit Out	78.4	34.620	104.2	45.125			2:08.239		6	Pit Out	85.7	34.421	103.7	44.211			16:35.077	
2	38.067	89.3	32.544	<u>111.8</u>	43.265		255.3	1:53.876		7	40.826	88.0	35.768		43.737		257.1	2:00.331	
3	37.749	91.9	32.590	107.2	43.564		<u>258.4</u>	1:53.903		8	38.586	<u>98.1</u>	33.485	108.0	43.548		256.5	1:55.619	
4	<u>37.493</u>	91.8	<u>32.157</u>	108.3	<u>43.242</u>		257.1	<u>1:52.892</u>		9	37.615	90.7	32.533	109.0	43.272		251.7	1:53.420	
5	45.973	89.0	35.145	106.7	Pit In		250.0	2:32.660		10	38.176	92.8	34.774	101.2	Pit In		247.1	2:26.410	

21   DANIEL BROOKS									YAMAHA										
lap	Sect-1	Speed	Sect-2	Speed	Sect-3	Speed	TopSpeed	laptime	pit	lap	Sect-1	Speed	Sect-2	Speed	Sect-3	Speed	Topspeed	laptime	pit
1	Pit Out	88.1	32.208	105.9	43.151			2:00.615		4	Pit Out	90.8	32.022	108.0	Pit In			16:30.439	
2	37.330	89.8	<u>31.602</u>	105.6	<u>42.468</u>		<u>245.5</u>	<u>1:51.400</u>		5	Pit Out	87.2	32.570	107.0	Pit In			8:32.036	
3	<u>37.300</u>	<u>92.2</u>	31.674	<u>108.1</u>	Pit In		244.3	2:10.331		6									

22   DECLAN van ROSMALEN									YAMAHA										
lap	Sect-1	Speed	Sect-2	Speed	Sect-3	Speed	TopSpeed	laptime	pit	lap	Sect-1	Speed	Sect-2	Speed	Sect-3	Speed	Topspeed	laptime	pit
1	Pit Out	94.5	33.165	102.4	Pit In			2:38.427		9	Pit Out	91.7	33.625	107.9	42.440			11:21.976	
2	Pit Out	94.8	32.326	107.7	42.884			2:55.578		10	36.382	94.2	31.101	113.9	41.524		261.5	1:49.007	
3	36.580	93.1	31.568	110.7	42.013		257.1	1:50.161		11	36.359	96.0	31.158	115.1	41.865		260.9	1:49.382	
4	36.742	91.6	31.152	112.0	41.776		257.8	1:49.670		12	<u>36.041</u>	94.4	31.326	111.3	41.854		<u>262.8</u>	1:49.221	
5	36.484	97.3	<u>31.038</u>		42.046		258.4	1:49.568		13	37.208	92.6	31.462	111.2	49.752		262.1	1:58.422	
6	37.399	94.3	31.158	<u>116.1</u>	<u>41.493</u>		257.8	1:50.050		14	36.957	103.3	32.031	112.0	41.998		255.9	1:50.986	
7	36.153	97.5	31.054	111.9	42.079		262.1	1:49.286		15	36.377	94.9	32.784	107.2	45.120		260.2	1:54.281	
8	36.851	92.8	31.671	109.9	Pit In		259.0	2:13.706		16	36.332	95.4	31.073	115.9	41.528		260.9	<u>1:48.933</u>	



## FIM JUNIORGP WORLD CHAMPIONSHIP - PORTIMAO

Autódromo Internacional do Algarve

Stock Ech

20 - 23 June 2024

Laps and Sector Times - Free Practice 1

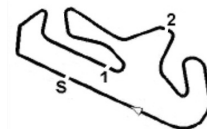
Autodromo Internacional Algarve - 4592mtr.

25 ANDY VERDOÏA										HONDA									
lap	Sect-1	Speed	Sect-2	Speed	Sect-3	Speed	TopSpeed	laptime	pit	lap	Sect-1	Speed	Sect-2	Speed	Sect-3	Speed	Topspeed	laptime	pit
1	Pit Out	91.1	32.116	111.1	42.268			1:59.871		10	35.115	100.8	30.621	115.4	40.568		260.9	1:46.304	
2	35.941	99.2	31.017	115.3	41.229		260.2	1:48.187		11	<u>34.973</u>	100.7	<u>30.237</u>	118.2	<u>40.444</u>		262.1	<u>1:45.654</u>	
3	35.226	104.9	30.938	115.8	41.049		261.5	1:47.213		12	35.131	99.6	30.635	115.4	42.232		262.8	1:47.998	
4	35.320	100.6	30.583	116.9	40.985		260.9	1:46.888		13	35.567	96.7	30.551	116.6	40.671		<u>264.7</u>	1:46.789	
5	35.212	103.7	30.695	113.9	41.306		261.5	1:47.213		14	36.014	<u>126.5</u>	41.963	103.9	41.594		260.2	1:59.571	
6	35.153	101.7	30.517	<u>118.8</u>	40.886		261.5	1:46.556		15	34.977	106.4	30.735	115.9	40.715		263.4	1:46.427	
7	35.208	102.9	30.639	114.5	40.847		260.2	1:46.694		16	35.106	100.8	30.524	114.6	40.707		262.8	1:46.337	
8	35.324	99.9	30.805	115.8	Pit In		259.0	2:09.320		17	34.974	100.7	30.648	108.0	41.509		264.1	1:47.131	
9	Pit Out	94.6	31.897	110.9	42.786			10:07.848		18									

26 FRANCI SCO RUI Z										YAMAHA									
lap	Sect-1	Speed	Sect-2	Speed	Sect-3	Speed	TopSpeed	laptime	pit	lap	Sect-1	Speed	Sect-2	Speed	Sect-3	Speed	Topspeed	laptime	pit
1	Pit Out	86.1	34.841	93.7	47.185			2:05.649		10	36.030	98.5	31.098	111.3	41.792		259.0	1:48.920	
2	36.742	90.9	31.549	111.9	42.512		257.1	1:50.803		11	36.024	93.2	31.160	113.0	42.021		260.2	1:49.205	
3	36.424	97.6	31.353	114.3	42.298		255.9	1:50.075		12	35.711	100.8	<u>31.041</u>	112.9	<u>41.765</u>		261.5	<u>1:48.517</u>	
4	36.206	94.2	31.218	111.3	42.297		256.5	1:49.721		13	40.507	90.8	33.196	107.6	44.146		259.0	1:57.849	
5	42.091	94.6	32.841	110.9	44.434		257.8	1:59.366		14	36.142	98.6	31.451	110.3	42.293		260.2	1:49.886	
6	36.759	91.4	32.137	110.9	Pit In		255.9	2:12.573		15	35.723	95.3	31.746	111.0	42.895		260.9	1:50.364	
7	Pit Out	89.4	32.378	106.9	44.001			9:30.222		16	35.891	96.5	31.103	113.2	42.292		<u>262.1</u>	1:49.286	
8	36.024	95.7	31.142	113.8	42.434		259.0	1:49.600		17	<u>35.379</u>	<u>107.8</u>	38.711	107.7	Pit In		<u>262.1</u>	2:17.700	
9	35.769	98.1	31.285	<u>117.1</u>	42.035		257.8	1:49.089		18									

29 MASSIMO COPPA										YAMAHA									
lap	Sect-1	Speed	Sect-2	Speed	Sect-3	Speed	TopSpeed	laptime	pit	lap	Sect-1	Speed	Sect-2	Speed	Sect-3	Speed	Topspeed	laptime	pit
1	Pit Out	89.6	32.622	107.2	42.848			2:00.902		10	35.820	<u>103.8</u>	32.329	110.7	43.127		255.3	1:51.276	
2	36.063	95.4	31.617	111.0	42.433		257.8	1:50.113		11	36.010	98.7	31.795	111.9	42.664		<u>259.6</u>	1:50.469	
3	36.731	97.0	34.282	112.1	42.467		255.9	1:53.480		12	35.952	99.1	31.463	114.2	42.151		257.1	1:49.566	
4	36.003	95.7	31.660	112.9	42.366		254.7	1:50.029		13	35.739	103.4	31.706	113.0	43.359		256.5	1:50.804	
5	36.065	100.6	31.648	114.3	42.652		254.1	1:50.365		14	35.955	99.0	<u>31.201</u>	115.4	<u>41.729</u>		257.8	<u>1:48.885</u>	
6	36.114	98.1	31.570	<u>117.9</u>	42.471		254.7	1:50.155		15	<u>35.646</u>	99.4	32.477	104.9	45.369		257.8	1:53.492	
7	38.406	92.0	34.562	107.2	Pit In		252.9	2:19.228		16	35.940	99.2	31.722	113.1	44.837		259.0	1:52.499	
8	Pit Out	97.2	32.453	110.5	43.111			8:32.959		17	36.654	98.8	32.729	109.5	44.111		257.1	1:53.494	
9	36.155	97.6	31.542	112.1	42.505		255.9	1:50.202		18	35.998	100.2	31.820	111.6	42.865		258.4	1:50.683	

33 FILIP REHACEK										YAMAHA									
lap	Sect-1	Speed	Sect-2	Speed	Sect-3	Speed	TopSpeed	laptime	pit	lap	Sect-1	Speed	Sect-2	Speed	Sect-3	Speed	Topspeed	laptime	pit
1	Pit Out	84.2	32.402	107.4	42.232			1:54.162		10	Pit Out	90.0	31.506	110.7	41.648			7:45.651	
2	36.480	88.2	31.375	113.0	41.845		257.8	1:49.700		11	35.564	97.6	<u>30.647</u>	115.1	41.193		260.9	1:47.404	
3	35.621	96.7	30.924	114.2	41.406		259.0	1:47.951		12	35.408	95.3	30.810	114.8	41.010		260.9	1:47.228	
4	35.674	96.1	31.022	113.7	41.196		259.6	1:47.892		13	35.357	97.8	30.758	116.8	<u>40.949</u>		261.5	<u>1:47.064</u>	
5	35.455	94.5	30.857	116.1	41.302		260.9	1:47.614		14	36.254	96.9	31.011	115.0	40.986		264.1	1:48.251	
6	35.437	96.3	30.822	115.4	41.302		260.2	1:47.561		15	<u>35.338</u>	<u>101.6</u>	31.231	112.1	41.326		<u>265.4</u>	1:47.895	
7	35.971	98.1	30.956	<u>117.6</u>	41.351		260.2	1:48.278		16	35.620	96.4	30.719	115.1	41.210		263.4	1:47.549	
8	35.605	100.6	31.028	115.8	41.493		261.5	1:48.126		17	35.388	99.4	30.853	115.8	41.118		263.4	1:47.359	
9	38.465	96.9	33.409	109.3	Pit In		260.2	2:17.637		18	35.653	97.5	31.009	112.9	41.458		264.1	1:48.120	



## FIM JUNIORGP WORLD CHAMPIONSHIP - PORTIMAO

Autódromo Internacional do Algarve

Stock ECh

20 - 23 June 2024

Laps and Sector Times - Free Practice 1

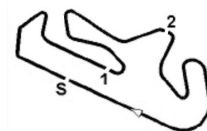
Autodromo Internacional Algarve - 4592mtr.

35		YERAY SAI Z								YAMAHA									
lap	Sect-1	Speed	Sect-2	Speed	Sect-3	Speed	TopSpeed	laptime	pit	lap	Sect-1	Speed	Sect-2	Speed	Sect-3	Speed	Topspeed	laptime	pit
1	Pit Out	91.6	32.909	96.3	46.670			2:07.460		10	36.903	95.1	31.937	107.2	Pit In		252.3	2:14.145	
2	37.156	92.9	31.898	109.5	42.355		254.7	1:51.409		11	Pit Out	96.7	36.620	108.3	42.286			3:29.782	
3	36.693	92.2	31.559	110.7	41.825		251.7	1:50.077		12	36.029	97.3	31.430	110.3	41.814		255.9	1:49.273	
4	36.198	100.6	31.506	109.9	41.672		256.5	1:49.376		13	39.118	96.6	32.708	105.6	46.067		255.9	1:57.893	
5	35.983	98.6	31.448	<u>113.1</u>	43.756		<u>259.0</u>	1:51.187		14	36.001	96.9	33.299	111.0	42.863		<u>259.0</u>	1:52.163	
6	35.927	<u>116.0</u>	38.340	111.3	Pit In		253.5	2:17.678		15	35.913	97.4	<u>31.161</u>	<u>113.1</u>	<u>41.603</u>		257.8	<u>1:48.677</u>	
7	Pit Out	94.7	31.496	113.0	41.937			7:51.721		16	35.935	98.2	31.190	109.8	41.708		256.5	1:48.833	
8	36.113	97.7	31.345	110.0	41.825		254.7	1:49.283		17	<u>35.770</u>	101.0							
9	36.020	97.0	31.290	109.3	41.762		252.9	1:49.072		18			31.449	105.4	41.847		254.7	1:49.066	

44		ADRIÁN RODRÍGUEZ								YAMAHA									
lap	Sect-1	Speed	Sect-2	Speed	Sect-3	Speed	TopSpeed	laptime	pit	lap	Sect-1	Speed	Sect-2	Speed	Sect-3	Speed	Topspeed	laptime	pit
1	Pit Out	92.5	31.598	110.5	42.334			1:56.472		9	35.102	101.7	30.561	113.4	41.027		263.4	1:46.690	
2	35.851	98.0	31.080	111.6	41.644		260.2	1:48.575		10	35.119	100.5	30.521	110.0	<u>40.817</u>		262.8	<u>1:46.457</u>	
3	35.856	97.7	30.828	112.9	41.403		259.6	1:48.087		11	35.138	101.5	<u>30.406</u>	112.1	41.111		<u>270.7</u>	1:46.655	
4	35.612	99.4	30.819	113.9	41.281		259.6	1:47.712		12	41.598	<u>112.6</u>	41.110	105.2	Pit In		260.2	2:25.838	
5	35.442	101.9	30.778	<u>115.4</u>	41.253		259.6	1:47.473		13	Pit Out	95.7	31.278	115.1	40.998			8:41.239	
6	36.118	97.4	32.110	110.4	Pit In		260.2	2:10.302		14	<u>35.004</u>	102.6	30.518	<u>115.4</u>	44.042		264.1	1:49.564	
7	Pit Out	98.0	31.283	113.0	41.505			7:06.112		15	35.122	103.6							
8	35.228	101.5	30.486	112.1	40.918		262.1	1:46.632		16			30.471	115.1	41.033		262.1	1:46.626	

47		TIBOR ERIK VARGA								YAMAHA									
lap	Sect-1	Speed	Sect-2	Speed	Sect-3	Speed	TopSpeed	laptime	pit	lap	Sect-1	Speed	Sect-2	Speed	Sect-3	Speed	Topspeed	laptime	pit
1	Pit Out	85.5	32.673	107.7	42.766			2:03.971		10	35.400	98.0	30.741	114.6	41.326		261.5	1:47.467	
2	36.464	90.8	31.189	107.6	41.623		260.2	1:49.276		11	35.497	96.7	30.910	111.7	41.359		262.1	1:47.766	
3	36.462	98.1	31.524	112.7	41.434		262.8	1:49.420		12	35.558	96.0	30.675	115.0	41.237		260.9	1:47.470	
4	35.971	95.6	30.764	114.4	41.545		259.6	1:48.280		13	38.616	90.3	32.276	109.5	48.704		259.0	1:59.596	
5	35.566	97.2	30.695	<u>121.8</u>	41.816		259.6	1:48.077		14	35.491	97.9	31.905	111.3	41.643		261.5	1:49.039	
6	35.601	<u>102.6</u>	31.156	113.4	41.314		259.6	1:48.071		15	35.590	97.6	30.771	111.0	41.400		262.8	1:47.761	
7	37.133	94.7	31.730	115.1	Pit In		259.0	2:21.577		16	35.350	99.6	30.724	115.9	<u>41.204</u>		262.1	<u>1:47.278</u>	
8	Pit Out	94.5	31.733	111.8	41.461			8:26.431		17	37.140	95.4	32.085	115.6	41.427		<u>264.7</u>	1:50.652	
9	35.402	98.6	<u>30.673</u>	116.6	41.207		260.9	1:47.282		18	<u>35.175</u>	98.3	31.080	115.0	41.453		262.8	1:47.708	

51		JUAN P URIOSTEGUI								HONDA									
lap	Sect-1	Speed	Sect-2	Speed	Sect-3	Speed	TopSpeed	laptime	pit	lap	Sect-1	Speed	Sect-2	Speed	Sect-3	Speed	Topspeed	laptime	pit
1	Pit Out	87.3	32.200	108.9	43.187			2:00.290		8	39.860	84.7	31.948	116.6	Pit In		251.7	2:16.581	
2	36.596	90.4	31.510	115.5	41.640		259.0	1:49.746		9	Pit Out	94.0	31.756	115.1	41.856			15:37.349	
3	39.544	93.2	30.998	118.2	41.450		259.0	1:51.992		10	35.977	96.9	<u>30.674</u>		41.018		254.7	1:47.669	
4	36.450	94.7	31.083	114.5	41.579		260.9	1:49.112		11	<u>35.462</u>	99.2	30.818	117.6	<u>41.017</u>		257.8	<u>1:47.297</u>	
5	35.885	97.7	30.891	116.5	44.481		259.6	1:51.257		12	35.570	<u>100.5</u>	30.844	<u>121.3</u>	41.091		<u>265.4</u>	1:47.505	
6	36.087	97.2	31.166	117.1	41.848		259.6	1:49.101		13	35.877	98.0	30.964	115.5	41.201		262.8	1:48.042	
7	36.526	93.0	31.888	111.7	41.817		256.5	1:50.231		14	35.665	98.9	31.005	120.1	41.416		262.1	1:48.086	



## FIM JUNIORGP WORLD CHAMPIONSHIP - PORTIMAO

Autódromo Internacional do Algarve

Stock ECh

20 - 23 June 2024

Laps and Sector Times - Free Practice 1

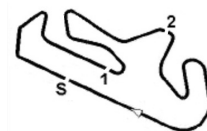
Autodromo Internacional Algarve - 4592mtr.

57 KILIAN HOLZER										YAMAHA									
lap	Sect-1	Speed	Sect-2	Speed	Sect-3	Speed	TopSpeed	laptime	pit	lap	Sect-1	Speed	Sect-2	Speed	Sect-3	Speed	Topspeed	laptime	pit
1	Pit Out	91.1	32.575	110.7	43.233			2:01.129		11	36.914	98.1	31.828	113.8	42.571		<u>260.9</u>	1:51.313	
2		36.810	93.8	32.026	116.0	42.877	257.1	1:51.713		12	36.308	100.4	31.869	110.9	42.355		255.9	1:50.532	
3		36.637	95.6	32.110	111.2	42.451	255.9	1:51.198		13	36.211	98.8	31.830	112.3	42.307		257.1	1:50.348	
4		36.370	98.6	32.011	112.5	42.532	258.4	1:50.913		14	42.165	94.2	31.809	112.9	Pit In		258.4	2:19.124	
5		36.963	98.9	33.137	<u>117.3</u>	46.497	251.7	1:56.597		15	Pit Out	106.4	33.915	107.1	42.732			3:09.224	
6		36.413	97.3	31.746	115.4	42.679	257.8	1:50.838		16	36.309	98.5	31.885	111.1	42.576		256.5	1:50.770	
7		36.555	99.3	32.204	113.9	Pit In	254.1	2:12.315		17	36.221	96.8	<u>31.576</u>	114.2	<u>42.273</u>		257.8	1:50.070	
8	Pit Out	95.6	32.343	111.0	42.837			3:23.438		18	<u>35.738</u>	<u>108.3</u>	31.940	113.7	42.325		259.0	<u>1:50.003</u>	
9		40.050	97.5	33.181	113.0	Pit In	255.9	2:15.836		19	39.475	98.8					258.4	1:55.306	
10	Pit Out	93.5	32.148	111.7	42.482			2:39.408		20									

58 JOSE LUIS ARMARIO										YAMAHA									
lap	Sect-1	Speed	Sect-2	Speed	Sect-3	Speed	TopSpeed	laptime	pit	lap	Sect-1	Speed	Sect-2	Speed	Sect-3	Speed	Topspeed	laptime	pit
1	Pit Out	84.6	33.047	109.4	42.806			2:05.641		9	43.054	90.8	31.567	111.7	Pit In		262.8	2:18.707	
2		36.622	92.7	31.264	115.3	41.496	258.4	1:49.382		10	Pit Out	89.8	31.850	113.6	41.812			6:58.324	
3		35.820	94.3	30.753	114.6	41.095	259.6	1:47.668		11	35.827	94.7	30.743	116.4	40.805		259.6	1:47.375	
4		35.644	94.6	30.688	<u>118.3</u>	41.076	260.2	1:47.408		12	35.435	95.3	31.021	110.8	44.567		<u>264.1</u>	1:51.023	
5		36.506	93.2	34.479	111.1	Pit In	262.8	2:16.647		13	35.422	<u>97.4</u>	30.610	114.0	40.848		262.8	1:46.880	
6	Pit Out	84.2	34.608	110.0	41.881			7:25.811		14	35.318	96.1	30.736	114.2	40.797		262.1	1:46.851	
7		35.936	91.9	30.991	114.0	41.492	259.0	1:48.419		15	35.288	96.8	30.515	113.1	40.986		260.9	1:46.789	
8		35.755	95.5	30.789	118.2	41.082	259.6	1:47.626		16	<u>35.249</u>	96.8	<u>30.461</u>	114.4	<u>40.664</u>		261.5	<u>1:46.374</u>	

61 JAVIER DEL OLMO										KAWASAKI									
lap	Sect-1	Speed	Sect-2	Speed	Sect-3	Speed	TopSpeed	laptime	pit	lap	Sect-1	Speed	Sect-2	Speed	Sect-3	Speed	Topspeed	laptime	pit
1	Pit Out	93.6	32.287	111.1	42.231			1:58.216		10	36.041	96.9	31.748	109.9	42.080		259.0	1:49.869	
2		36.369	92.1	31.379	107.0	42.053	255.3	1:49.801		11	35.990	92.2	31.384	113.4	41.743		257.1	1:49.117	
3		36.178	94.2	31.061	110.0	41.573	255.9	1:48.812		12	35.910	92.5	31.334	112.0	41.830		255.9	1:49.074	
4		36.751	93.3	31.421	113.1	43.188	259.6	1:51.360		13	35.981	92.5	32.161	110.9	43.470		257.1	1:51.612	
5		36.025	97.6	31.126	111.8	41.910	254.7	1:49.061		14	35.753	95.4	31.188	112.7	<u>41.205</u>		<u>262.8</u>	<u>1:48.146</u>	
6		36.026	96.5	<u>30.786</u>	<u>120.0</u>	41.790	257.8	1:48.602		15	41.460	94.6	31.886	113.1	41.485		256.5	1:54.831	
7		36.293	97.9	31.146	115.1	41.490	260.9	1:48.929		16	35.875	<u>99.3</u>	31.107	117.4	41.428		259.0	1:48.410	
8		36.088	92.1	31.111	110.8	Pit In	256.5	2:13.911		17	37.575	95.8	31.795	114.0	41.774		260.9	1:51.144	
9	Pit Out	88.5	38.110	102.0	42.586			9:54.141		18	<u>35.676</u>	98.3	31.229	117.8	41.578		257.1	1:48.483	

69 ARCHIE BOB MCDONALD										YAMAHA									
lap	Sect-1	Speed	Sect-2	Speed	Sect-3	Speed	TopSpeed	laptime	pit	lap	Sect-1	Speed	Sect-2	Speed	Sect-3	Speed	Topspeed	laptime	pit
1	Pit Out	89.3	31.755	104.0	44.261			1:57.116		10	Pit Out	93.8	31.007	113.6	41.483			8:12.420	
2		35.962	92.0	30.883	113.6	41.446	262.8	1:48.291		11	35.135	98.1	30.417	121.2	41.045		265.4	1:46.597	
3		35.458	98.9	30.482	116.8	41.213	263.4	1:47.153		12	<u>35.063</u>	99.3	30.225	120.9	41.582		265.4	1:46.870	
4		35.663	99.8	30.438	119.3	41.116	262.8	1:47.217		13	35.121	99.4	<u>30.193</u>	121.2	40.999		263.4	1:46.313	
5		35.424	95.2	31.015	116.0	41.218	265.4	1:47.657		14	35.254	101.1	30.316	118.3	40.668		262.8	1:46.238	
6		37.722	95.1	30.599	120.7	41.060	265.4	1:49.381		15	35.430	99.4	30.323		40.717		264.1	1:46.470	
7		35.483	<u>102.8</u>	30.456	120.8	40.965	<u>270.7</u>	1:46.904		16	35.105	99.4	30.205	<u>124.1</u>	<u>40.485</u>		266.0	<u>1:45.795</u>	
8		35.269	102.3	30.514	115.8	41.118	261.5	1:46.901		17	43.348	88.1	32.511	115.0	Pit In		267.3	2:26.098	
9		35.441	101.7	30.732	114.9	Pit In	261.5	2:10.517		18	Pit Out	90.6	32.256	112.9	43.576			3:07.610	



## FIM JUNIORGP WORLD CHAMPIONSHIP - PORTIMAO

Autódromo Internacional do Algarve

Stock ECh

20 - 23 June 2024

Laps and Sector Times - Free Practice 1

Autodromo Internacional Algarve - 4592mtr.

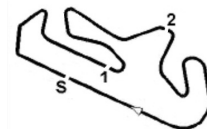
71		RUBÉN ROMERO									YAMAHA								
lap	Sect-1	Speed	Sect-2	Speed	Sect-3	Speed	TopSpeed	laptime	pit	lap	Sect-1	Speed	Sect-2	Speed	Sect-3	Speed	Topspeed	laptime	pit
1	Pit Out	84.0	34.195	99.4	43.130			2:02.717		9	<u>35.793</u>	97.4	31.289	109.5	41.430		260.2	<u>1:48.512</u>	
2	36.948	91.1	31.999	103.6	41.941		261.5	1:50.888		10	36.182	96.9	31.880	108.4	Pit In		259.6	2:12.023	
3	37.001	92.2	31.770	110.7	41.559		262.1	1:50.330		11	Pit Out	92.8	32.828	102.7	43.115			7:28.408	
4	36.415	93.9	31.398	110.4	41.733		260.2	1:49.546		12	36.376	95.5	31.377	110.7	<u>41.221</u>		259.6	1:48.974	
5	35.964	<u>108.2</u>	33.602	110.7	Pit In		259.0	2:13.553		13	36.498	95.4	31.488	109.9	41.507		<u>264.1</u>	1:49.493	
6	Pit Out	91.0	32.610	108.8	41.748			7:12.404		14	36.038	98.3	31.598	93.5	48.894		259.6	1:56.530	
7	36.294	95.4	<u>31.236</u>	<u>113.3</u>	41.279		259.6	1:48.809		15	38.895	83.6	33.358	105.6	Pit In		261.5	2:18.474	
8	36.003	95.4	31.282	110.5	41.447		260.9	1:48.732		16									

73		GONÇALO RIBEIRO									YAMAHA								
lap	Sect-1	Speed	Sect-2	Speed	Sect-3	Speed	TopSpeed	laptime	pit	lap	Sect-1	Speed	Sect-2	Speed	Sect-3	Speed	Topspeed	laptime	pit
1	Pit Out	83.6	32.979	108.9	42.496			2:03.990		8	Pit Out	92.5	31.916	110.3	41.903			8:25.415	
2	37.212	93.3	31.710	112.1	42.524		<u>262.8</u>	1:51.446		9	36.074	96.9	31.268	<u>114.5</u>	41.708		259.0	1:49.050	
3	36.473	93.0	31.297	114.0	41.761		262.1	1:49.531		10	36.031	97.4	31.300	113.1	41.685		257.8	1:49.016	
4	36.472	93.8	31.240	109.0	41.636		261.5	1:49.348		11	35.892	<u>99.3</u>	31.255	112.5	41.767		259.6	1:48.914	
5	36.279	95.7	31.305	111.1	41.659		259.6	1:49.243		12	35.862	98.2	31.144	<u>114.5</u>	<u>41.432</u>		258.4	<u>1:48.438</u>	
6	35.842	98.1	31.278	108.4	41.464		260.2	1:48.584		13	<u>35.811</u>	99.1	<u>31.100</u>	112.9	41.689		259.6	1:48.600	
7	44.217	91.2	34.110	102.6	Pit In		257.1	2:27.791		14	57.410	84.7	46.765	77.0	Pit In		258.4	3:00.640	

74		CARTER BROWN									YAMAHA								
lap	Sect-1	Speed	Sect-2	Speed	Sect-3	Speed	TopSpeed	laptime	pit	lap	Sect-1	Speed	Sect-2	Speed	Sect-3	Speed	Topspeed	laptime	pit
1	Pit Out	91.5	31.770	111.5	<u>41.941</u>			1:56.106		4	23:39.806	90.4	32.123	107.1	42.852			24:54.781	
2	36.483	94.1	31.314	112.3	Pit In		<u>261.5</u>	1:58.512		5	<u>36.367</u>	<u>96.2</u>	<u>31.290</u>	111.7	42.377		259.0	<u>1:50.034</u>	
3	Pit Out	89.8	32.164	<u>113.6</u>	43.220			9:41.520		6									

76		GONÇALO CAPOTE									YAMAHA								
lap	Sect-1	Speed	Sect-2	Speed	Sect-3	Speed	TopSpeed	laptime	pit	lap	Sect-1	Speed	Sect-2	Speed	Sect-3	Speed	Topspeed	laptime	pit
1	Pit Out	89.0	31.623	114.0	42.967			1:56.931		8	35.738	94.5	31.118	116.6	41.679		259.0	1:48.535	
2	36.133	94.4	31.535	116.4	41.856		<u>265.4</u>	1:49.524		9	<u>35.693</u>	96.2	<u>30.999</u>	115.6	41.449		260.2	<u>1:48.141</u>	
3	36.240	92.5	31.324	116.6	41.885		264.7	1:49.449		10	43.229	91.8	34.735	103.7	46.677		262.8	2:04.641	
4	35.977	95.9	31.371	116.1	41.909		260.2	1:49.257		11	35.740	<u>97.5</u>	31.107	112.7	<u>41.362</u>		264.1	1:48.209	
5	37.279	92.9	31.229	115.0	Pit In		262.1	2:08.408		12	41.401	94.6	32.855	115.4	42.737		264.1	1:56.993	
6	Pit Out	95.9	31.411	<u>117.6</u>	41.703			14:36.839		13	37.552	96.6	40.792	115.0	Pit In		260.2	2:20.876	
7	35.842	93.8	31.054	116.4	41.685		262.8	1:48.581		14									

80		BENCE KECSKÉS									YAMAHA								
lap	Sect-1	Speed	Sect-2	Speed	Sect-3	Speed	TopSpeed	laptime	pit	lap	Sect-1	Speed	Sect-2	Speed	Sect-3	Speed	Topspeed	laptime	pit
1	Pit Out	85.6	32.427	109.9	42.153			2:00.893		9	Pit Out	90.3	32.777	111.0	41.314			11:10.788	
2	36.149	100.1	31.428	118.2	41.143		255.3	1:48.720		10	35.431	103.8	30.931	115.0	41.123		<u>264.7</u>	<u>1:47.485</u>	
3	36.162	93.9	30.709	116.8	41.699		254.7	1:48.570		11	35.838	95.5	30.731	112.7	41.183		262.1	1:47.752	
4	35.813	100.4	<u>30.684</u>	<u>123.3</u>	41.378		255.9	1:47.875		12	44.651	93.2	31.693	113.0	41.450		261.5	1:57.794	
5	<u>35.429</u>	<u>105.8</u>	31.402	117.0	<u>40.924</u>		255.3	1:47.755		13	35.794	98.3	31.109	108.1	49.737		261.5	1:56.640	
6	44.592	97.6	31.805	115.0	42.509		255.9	1:58.906		14	35.901	96.7	31.875	103.3	50.832		255.9	1:58.608	
7	36.068	95.6	30.825	120.5	44.524		255.3	1:51.417		15	35.962	96.4	30.748	111.3	41.181		258.4	1:47.891	
8	36.736	102.8	32.869	106.4	Pit In		254.1	2:15.635		16	35.439	105.6	31.265	110.5	41.047		259.0	1:47.751	



## FIM JUNIORGP WORLD CHAMPIONSHIP - PORTIMAO

Autódromo Internacional do Algarve

Stock ECh

20 - 23 June 2024

Laps and Sector Times - Free Practice 1

Autodromo Internacional Algarve - 4592mtr.

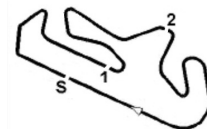
81		JOAN SANTOS									YAMAHA								
lap	Sect-1	Speed	Sect-2	Speed	Sect-3	Speed	TopSpeed	laptime	pit	lap	Sect-1	Speed	Sect-2	Speed	Sect-3	Speed	Topspeed	laptime	pit
1	Pit Out	90.1	31.934	105.2	42.418			1:59.837		10	35.687	93.3	30.840	<u>113.6</u>	<u>41.386</u>		260.9	1:47.913	
2		36.417	94.4	31.291	108.5	42.041	257.8	1:49.749		11	<u>35.483</u>	97.0	<u>30.697</u>	110.5	41.489		261.5	<u>1:47.669</u>	
3		35.896	96.1	31.312	109.9	41.838	256.5	1:49.046		12	39.191	94.2	31.087	109.3	41.719		260.9	1:51.997	
4		35.930	<u>97.6</u>	31.068	112.0	41.933	259.0	1:48.931		13	36.101	96.7	31.371	109.9	42.282		259.6	1:49.754	
5		35.698	97.0	31.111	111.3	42.048	<u>263.4</u>	1:48.857		14	36.008	95.5	30.909	112.0	41.563		261.5	1:48.480	
6		36.001	96.9	31.202	109.3	42.241	257.1	1:49.444		15	35.644	96.9	30.928	112.1	41.609		260.2	1:48.181	
7		36.837	93.5	31.835	108.2	Pit In	256.5	<u>2:15.019</u>		16	35.492	93.3	31.011	107.6	41.603		262.8	1:48.106	
8	Pit Out	93.8	31.334		41.870			<u>9:29.598</u>		17	35.579	95.4	30.854	111.1	41.714		260.9	1:48.147	
9		35.844	93.6	31.030	110.0	41.651	262.1	1:48.525		18									

82		MARIO MAYOR									YAMAHA								
lap	Sect-1	Speed	Sect-2	Speed	Sect-3	Speed	TopSpeed	laptime	pit	lap	Sect-1	Speed	Sect-2	Speed	Sect-3	Speed	Topspeed	laptime	pit
1	Pit Out	97.4	31.026		42.446			1:59.750		5	37.275	103.3	34.449	109.1	Pit In		258.4	2:16.944	
2		35.657	98.9	30.938	112.0	41.040	259.0	1:47.635		6	Pit Out	96.5	31.126	<u>114.2</u>	41.309			13:05.434	
3		35.114	101.0	30.564		41.113	259.6	1:46.791		7	<u>34.746</u>	<u>107.9</u>	1:04.948	108.0	Pit In		<u>260.9</u>	2:48.835	
4		35.043	103.6	<u>30.502</u>		<u>40.968</u>	257.8	<u>1:46.513</u>		8									

86		KYLIAN NESTOLA									YAMAHA								
lap	Sect-1	Speed	Sect-2	Speed	Sect-3	Speed	TopSpeed	laptime	pit	lap	Sect-1	Speed	Sect-2	Speed	Sect-3	Speed	Topspeed	laptime	pit
1	Pit Out	93.9	32.218	110.3	42.253			1:58.407		9	35.880	95.9	31.251	105.8	42.123		257.1	1:49.254	
2		36.543	88.1	31.513	109.9	42.041	255.9	1:50.097		10	36.060	93.0	30.814	108.5	41.470		254.1	1:48.344	
3		36.385	92.5	31.387	107.4	41.784	255.9	1:49.556		11	35.617	<u>97.8</u>	31.829	107.7	Pit In		259.6	2:12.446	
4		36.498	92.0	31.529	107.7	Pit In	261.5	<u>2:13.931</u>		12	Pit Out	92.7	31.237	110.5	41.403			6:11.121	
5	Pit Out	97.0	32.336	107.8	41.918			<u>7:33.835</u>		13	35.615	95.2	30.962	112.9	41.431		260.9	1:48.008	
6		35.999	91.4	31.191	108.0	41.931	256.5	1:49.121		14	35.790	96.0	30.858	<u>113.3</u>	41.497		259.6	1:48.145	
7		36.092	90.8	30.940	109.2	41.510	255.9	1:48.542		15	35.800	95.4	<u>30.725</u>	109.8	<u>40.950</u>		259.0	<u>1:47.475</u>	
8		35.643	94.6	31.013	108.0	41.610	257.1	1:48.266		16	<u>35.535</u>	95.0	30.835	112.9	41.481		<u>266.7</u>	1:47.851	

89		DEMIS MIHAILA									YAMAHA								
lap	Sect-1	Speed	Sect-2	Speed	Sect-3	Speed	TopSpeed	laptime	pit	lap	Sect-1	Speed	Sect-2	Speed	Sect-3	Speed	Topspeed	laptime	pit
1	Pit Out	88.5	32.254	109.9	42.130			2:00.741		10	38.418	87.5	32.285	112.7	Pit In		257.1	2:11.334	
2		35.603	99.0	30.969	118.7	41.174	257.1	1:47.746		11	Pit Out	91.0	32.944	114.0	41.577			7:51.858	
3		35.292	101.0	30.817	113.2	40.972	257.8	1:47.081		12	35.286	99.1	30.674	<u>119.5</u>	40.964		261.5	1:46.924	
4		35.303	100.8	30.739	114.6	<u>40.812</u>	257.1	1:46.854		13	35.168	101.8	30.582	115.0	41.237		259.6	1:46.987	
5		35.284	101.8	31.102	113.6	41.086	259.0	1:47.472		14	35.463	102.1	30.706	116.4	40.851		<u>264.7</u>	1:47.020	
6		35.668	100.3	31.689	113.8	41.557	260.2	1:48.914		15	35.319	101.4	30.659	115.6	40.933		257.8	1:46.911	
7		36.030	100.4	30.990	115.3	41.318	254.7	1:48.338		16	<u>35.073</u>	102.8	<u>30.494</u>	117.3	40.827		259.0	<u>1:46.394</u>	
8		35.513	102.4	31.248	115.9	41.580	255.3	1:48.341		17	35.189	<u>103.2</u>	30.901	116.4	41.110		260.2	1:47.200	
9		35.517	101.5	30.846	118.2	41.026	257.8	1:47.389		18	43.030	82.4	39.740	106.0	44.109		257.1	2:06.879	

91		BORJA JIMÉNEZ									YAMAHA								
lap	Sect-1	Speed	Sect-2	Speed	Sect-3	Speed	TopSpeed	laptime	pit	lap	Sect-1	Speed	Sect-2	Speed	Sect-3	Speed	Topspeed	laptime	pit
1	Pit Out	87.4	33.826	107.9	43.372			2:04.585		9	36.490	93.0	31.734	118.3	Pit In		261.5	2:12.217	
2		36.441	92.4	31.522	113.6	41.908	259.6	1:49.871		10	Pit Out	88.3	32.247	111.3	41.851			12:40.681	
3		35.532	96.3	31.116	112.4	41.773	262.1	1:48.421		11	35.387	97.6	30.668	116.4	41.100		259.6	1:47.155	



## FIM JUNIORGP WORLD CHAMPIONSHIP - PORTIMAO

Autódromo Internacional do Algarve

Stock Ech

20 - 23 June 2024

Laps and Sector Times - Free Practice 1

Autodromo Internacional Algarve - 4592mtr.

4	35.581	94.7	31.148	111.2	41.736	264.7	1:48.465	12	35.048	97.7	30.597	113.6	41.086	262.8	1:46.731
5	35.479	97.1	31.128	<u>119.9</u>	41.222	262.8	1:47.829	13	35.113	99.5	<u>30.510</u>	115.3	41.100	262.8	1:46.723
6	35.221	98.5	30.945		41.268	260.9	1:47.434	14	<u>34.920</u>	97.8	30.896	113.2	41.042	264.1	1:46.858
7	35.259	<u>107.5</u>	35.667	112.9	41.348	259.6	1:52.274	15	34.936	99.3	30.805	111.7	42.541	<u>266.7</u>	1:48.282
8	34.921	99.9	30.981	116.5	41.391	261.5	1:47.293	16	35.009	99.6	30.584	113.1	<u>40.949</u>	264.1	<u>1:46.542</u>

92 NIL ROIG										YAMAHA									
lap	Sect-1	Speed	Sect-2	Speed	Sect-3	Speed	TopSpeed	laptime	pit	lap	Sect-1	Speed	Sect-2	Speed	Sect-3	Speed	Topspeed	laptime	pit
1	Pit Out	93.3	33.031	96.6	52.186			2:09.881		10	35.713	93.4	30.973	113.8	41.157		257.1	1:47.843	
2	36.700	90.5	31.612	107.1	42.051		<u>261.5</u>	1:50.363		11	35.587	96.7	<u>30.427</u>	<u>118.6</u>	41.116		257.1	<u>1:47.130</u>	
3	36.032	94.9	31.066	115.3	41.441		260.2	1:48.539		12	36.324	98.3	31.764	106.0	42.612		256.5	1:50.700	
4	36.262	97.0	31.142	111.0	41.424		255.9	1:48.828		13	35.530	98.4	30.806	113.4	<u>41.055</u>		258.4	1:47.391	
5	35.616	98.2	31.390	111.6	41.956		258.4	1:48.962		14	35.618	97.6	30.763	109.3	50.033		259.6	1:56.414	
6	35.708	98.7	30.924	117.9	41.280		255.3	1:47.912		15	35.741	97.3	32.755	102.5	42.507		259.0	1:51.003	
7	35.812	98.2	31.074	113.4	41.926		255.3	1:48.812		16	35.486	98.5	30.868	116.3	41.671		258.4	1:48.025	
8	35.913	98.6	31.700	113.8	Pit In		253.5	<u>2:13.105</u>		17	<u>35.262</u>	<u>101.9</u>	30.757	114.5	41.390		259.0	1:47.409	
9	Pit Out	95.0	31.620	111.8	41.836			10:45.244		18									

99 MOHAMMED BINLADIN										YAMAHA									
lap	Sect-1	Speed	Sect-2	Speed	Sect-3	Speed	TopSpeed	laptime	pit	lap	Sect-1	Speed	Sect-2	Speed	Sect-3	Speed	Topspeed	laptime	pit
1	Pit Out	83.4	33.069	101.6	43.552			2:01.317		10	38.302	86.4	33.419	100.3	Pit In		257.1	2:18.977	
2	37.509	84.3	32.017	105.6	43.079		258.4	1:52.605		11	Pit Out	87.3	32.074	<u>109.4</u>	43.321			9:36.530	
3	37.694	88.5	32.366	103.1	48.568		247.7	1:58.628		12	36.779	90.5	31.489	102.5	42.380		257.1	1:50.648	
4	37.092	86.3	31.721	105.6	43.113		259.0	1:51.926		13	36.563	92.9	31.583	106.3	42.281		258.4	1:50.427	
5	42.265	85.0	33.062	106.9	43.775		258.4	1:59.102		14	37.733	84.6	32.419	101.8	51.842		<u>260.2</u>	2:01.994	
6	37.080	88.7	31.759	109.0	42.967		255.9	1:51.806		15	36.427	91.4	<u>31.214</u>	108.4	42.084		259.6	1:49.725	
7	36.826	90.7	31.560	107.1	42.929		254.7	1:51.315		16	<u>36.368</u>	<u>94.2</u>	31.267	105.8	<u>41.882</u>		259.0	<u>1:49.517</u>	
8	46.020	87.6	33.691	103.7	56.749		253.5	2:16.460		17	37.796	87.2	33.402	104.5	Pit In		259.6	2:18.956	
9	36.850	90.3	31.841	105.0	43.073		256.5	1:51.764		18									