


**FIM JUNIORGP WORLD CHAMPIONSHIP - PORTIMAO**

Autódromo Internacional do Algarve

Moto 2 ECH

20 - 23 June 2024

Laps and Sector Times - RACE 2 - 16 LAPS

Autodromo Internacional Algarve - 4592mtr.

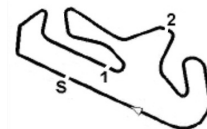
4 ERIC FERNÁNDEZ										KALEX									
lap	Sect-1	Speed	Sect-2	Speed	Sect-3	Speed	TopSpeed	laptime	pit	lap	Sect-1	Speed	Sect-2	Speed	Sect-3	Speed	Topspeed	laptime	pit
1		99.7	29.905		40.478		172.0	1:46.844		9	34.222	99.8	30.148	114.0	40.450		276.2	1:44.820	
2	34.265	103.7	29.735	116.1	40.257		280.5	1:44.257		10	34.302	98.5	29.756	116.1	40.482		274.8	1:44.540	
3	34.193	99.9	<u>29.683</u>		40.186		280.5	<u>1:44.062</u>		11	34.171	99.4	29.827	116.0	40.478		274.1	1:44.476	
4	34.087	102.1	29.823	115.9	40.490		276.9	1:44.400		12	<u>33.992</u>	<u>104.8</u>	29.993		40.612		272.7	1:44.597	
5	34.042	100.7	29.697	114.4	40.368		276.2	1:44.107		13	34.263	100.0	29.953	116.3	40.759		272.0	1:44.975	
6	34.496	100.2	29.878		<u>40.070</u>		<u>281.3</u>	1:44.444		14	34.122	101.7	29.934	117.1	40.779		272.7	1:44.835	
7	34.134	100.9	29.891	<u>119.2</u>	40.551		279.1	1:44.576		15	34.310	100.6	30.013	112.4	41.079		273.4	1:45.402	
8	34.334	99.3	29.870	115.3	40.742		274.8	1:44.946		16	34.404	102.4	49.941		43.220		276.2	2:07.565	

5 LORENZO FELLON										KALEX									
lap	Sect-1	Speed	Sect-2	Speed	Sect-3	Speed	TopSpeed	laptime	pit	lap	Sect-1	Speed	Sect-2	Speed	Sect-3	Speed	Topspeed	laptime	pit
1		94.2	30.530	113.6	40.477		180.9	1:49.319		9	36.665	100.1	30.222	116.4	40.730		271.4	1:47.617	
2	<u>34.073</u>	103.3	30.099	112.9	42.046		<u>279.8</u>	1:46.218		10	34.483	100.4	<u>30.097</u>	115.0	41.072		263.4	1:45.652	
3	34.888	101.7	30.294	112.5	<u>40.429</u>		268.0	<u>1:45.611</u>		11	34.506	102.7	30.301	110.5	41.035		268.0	1:45.842	
4	34.616	99.7	30.135	117.3	41.058		273.4	1:45.809		12	34.344	103.7	30.359	118.4	41.430		268.0	1:46.133	
5	34.972	100.4	30.241	117.5	40.708		272.0	1:45.921		13	34.488	103.6	30.499	119.9	41.252		268.7	1:46.239	
6	34.764	100.8	30.238	117.8	40.787		276.2	1:45.789		14	34.512	99.4	30.259	<u>120.4</u>	41.309		269.3	1:46.080	
7	34.824	99.2	30.278	114.2	41.266		272.0	1:46.368		15	34.701	<u>104.1</u>	30.338	119.5	41.284		269.3	1:46.323	
8	34.586	101.4	30.354	116.5	41.090		273.4	1:46.030		16	34.657	101.2	30.657	117.6	41.521		270.0	1:46.835	

7 JOHAN GIMBERT										KALEX									
lap	Sect-1	Speed	Sect-2	Speed	Sect-3	Speed	TopSpeed	laptime	pit	lap	Sect-1	Speed	Sect-2	Speed	Sect-3	Speed	Topspeed	laptime	pit
1		94.9	30.238	118.6	<u>40.442</u>		178.5	1:48.429		9	34.398	96.9	30.200	113.4	41.103		276.9	1:45.701	
2	34.295	95.5	29.938	114.3	40.978		272.0	1:45.211		10	34.755	96.1	30.164	115.4	40.887		265.4	1:45.806	
3	34.473	97.7	<u>29.875</u>	114.2	40.824		273.4	1:45.172		11	34.509	98.3	30.106	111.2	40.854		274.1	1:45.469	
4	34.386	99.1	29.996	<u>118.8</u>	40.548		279.1	1:44.930		12	34.915	95.7	30.108	113.9	40.962		263.4	1:45.985	
5	34.234	96.8	30.092	113.2	40.656		<u>280.5</u>	1:44.982		13	34.957	97.0	30.353	114.9	41.031		262.8	1:46.341	
6	34.294	95.8	29.979	113.3	40.509		279.1	<u>1:44.782</u>		14	34.821	98.7	30.226	113.3	41.368		270.7	1:46.415	
7	34.612	96.4	30.077	117.6	40.654		276.2	1:45.343		15	34.438	<u>104.4</u>	30.498	117.5	40.801		272.0	1:45.737	
8	34.511	97.6	30.386	111.8	40.784		279.1	1:45.681		16	<u>34.204</u>	99.9	30.075	117.4	40.821		279.1	1:45.100	

8 MARCO TAPIA										KALEX									
lap	Sect-1	Speed	Sect-2	Speed	Sect-3	Speed	TopSpeed	laptime	pit	lap	Sect-1	Speed	Sect-2	Speed	Sect-3	Speed	Topspeed	laptime	pit
1		<u>107.5</u>	31.396		<u>40.337</u>		172.5	1:49.714		9	34.435	103.2	30.087		40.977		274.8	1:45.499	
2	34.321	107.1	29.920		40.635		271.4	1:44.876		10	34.386	105.9	30.171		41.076		274.1	1:45.633	
3	<u>34.074</u>	103.9	<u>29.851</u>		40.577		<u>280.5</u>	<u>1:44.502</u>		11	34.296	104.2	30.029		41.048		272.7	1:45.373	
4	34.337	103.9	30.039		43.433		279.1	1:47.809		12	34.361	103.3	30.021		41.103		273.4	1:45.485	
5	34.301	100.2	30.024		40.965		276.2	1:45.290		13	34.412	103.4	30.096		41.061		274.1	1:45.569	
6	34.307	104.8	29.951		41.039		274.1	1:45.297		14	34.239	105.1	29.989		40.957		274.8	1:45.185	
7	34.387	102.5	30.061		41.043		274.8	1:45.491		15	34.316	102.6	30.134		40.949		276.2	1:45.399	
8	34.375	103.9	30.051		41.008		274.1	1:45.434		16	34.452	106.3	30.011		40.836		263.4	1:45.299	

9 CHARLES AUBRIE										KALEX									
lap	Sect-1	Speed	Sect-2	Speed	Sect-3	Speed	TopSpeed	laptime	pit	lap	Sect-1	Speed	Sect-2	Speed	Sect-3	Speed	Topspeed	laptime	pit
1		91.5	32.037	116.8	<u>42.178</u>		175.3	1:53.956		9	36.009	92.8	31.397	110.8	42.895		262.1	1:50.301	
2	<u>35.591</u>	<u>100.7</u>	<u>31.223</u>	114.8	42.641		<u>268.7</u>	<u>1:49.455</u>		10	35.910	95.9	31.606	114.0	42.845		262.8	1:50.361	



## FIM JUNIORGP WORLD CHAMPIONSHIP - PORTIMAO

Autódromo Internacional do Algarve

Moto 2 ECH

20 - 23 June 2024

Laps and Sector Times - RACE 2 - 16 LAPS

Autodromo Internacional Algarve - 4592mtr.

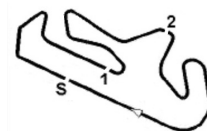
3	37.895	96.8	31.277	116.5	42.956	261.5	1:52.128	11	36.224	94.3	31.312	111.7	42.688	259.0	1:50.224
4	36.288	92.2	31.435	110.4	42.351	259.6	1:50.074	12	36.197	95.6	31.635	112.7	42.796	261.5	1:50.628
5	35.747	97.7	31.450	113.1	42.602	261.5	1:49.799	13	36.332	93.0	31.541	116.5	42.717	259.6	1:50.590
6	36.042	94.5	31.333	115.1	42.538	259.0	1:49.913	14	36.284	93.6	31.597	115.0	42.538	260.2	1:50.419
7	36.138	95.5	31.287	113.0	42.757	257.1	1:50.182	15	36.198	90.8	32.152	111.2	42.742	260.2	1:51.092
8	35.997	98.5	31.514	<u>117.3</u>	42.642	259.0	1:50.153	16	36.578	92.3	31.665	111.9	43.113	257.1	1:51.356

10 UNAI ORRADRE									KALEX										
lap	Sect-1	Speed	Sect-2	Speed	Sect-3	Speed	TopSpeed	laptime	pit	lap	Sect-1	Speed	Sect-2	Speed	Sect-3	Speed	Topspeed	laptime	pit
1		103.2	29.970	121.8	<u>40.029</u>		170.6	1:46.207		9	33.911	103.6	29.547	117.5	40.578		270.0	1:44.036	
2	33.969	102.4	29.572	116.0	40.091		<u>281.3</u>	1:43.632		10	33.931	101.9	29.499	117.9	40.443		266.7	1:43.873	
3	34.223	105.1	29.739	119.3	40.316		276.9	1:44.278		11	33.933	102.2	29.608	119.5	40.477		268.0	1:44.018	
4	33.811	<u>108.2</u>	29.625	120.7	40.321		276.9	1:43.757		12	33.843	104.7	29.932	119.2	40.469		268.0	1:44.244	
5	<u>33.694</u>	105.5	<u>29.350</u>	<u>122.2</u>	40.959		272.0	1:44.003		13	34.040	101.1	29.770	118.6	40.511		269.3	1:44.321	
6	33.894	106.0	29.532	<u>122.2</u>	40.324		270.0	1:43.750		14	34.030	102.9	29.862	120.5	40.668		268.7	1:44.560	
7	33.819	107.5	29.442	121.2	40.339		267.3	<u>1:43.600</u>		15	34.175	104.4	30.097	120.1	40.703		269.3	1:44.975	
8	33.863	106.8	29.566	<u>122.2</u>	40.580		268.7	1:44.009		16	34.320	101.8	29.917	116.9	41.173		267.3	1:45.410	

11 JORGE NAVARRO									FORWARD										
lap	Sect-1	Speed	Sect-2	Speed	Sect-3	Speed	TopSpeed	laptime	pit	lap	Sect-1	Speed	Sect-2	Speed	Sect-3	Speed	Topspeed	laptime	pit
1		106.4	30.009	<u>122.6</u>	<u>40.152</u>		166.4	1:46.120		9	34.077	103.1	29.966	116.4	40.425		278.4	1:44.468	
2	33.915	103.1	<u>29.538</u>	<u>122.6</u>	40.213		<u>282.7</u>	<u>1:43.666</u>		10	34.225	98.1	29.868	118.8	40.342		278.4	1:44.435	
3	34.017	105.8	29.860	119.1	40.351		281.3	1:44.228		11	34.387	101.4	29.920	118.6	40.784		270.7	1:45.091	
4	33.954	105.6	30.173	118.0	40.432		276.2	1:44.559		12	34.013	105.1	30.265	115.0	41.028		279.1	1:45.306	
5	33.918	104.9	29.910	119.3	40.565		279.1	1:44.393		13	34.405	105.8	30.236	119.6	40.915		274.8	1:45.556	
6	<u>33.828</u>	107.0	30.055	116.3	40.336		276.9	1:44.219		14	34.038	<u>109.2</u>	30.892	114.3	41.294		275.5	1:46.224	
7	34.540	106.7	30.862	120.7	40.802		275.5	1:46.204		15	34.279	105.3	30.419	118.0	40.808		275.5	1:45.506	
8	34.074	100.1	30.195	118.0	40.672		276.9	1:44.941		16	34.281	106.0	30.599	119.1	41.098		274.8	1:45.978	

13 MATTIA RATO									KALEX										
lap	Sect-1	Speed	Sect-2	Speed	Sect-3	Speed	TopSpeed	laptime	pit	lap	Sect-1	Speed	Sect-2	Speed	Sect-3	Speed	Topspeed	laptime	pit
1		95.3	30.827	<u>120.5</u>	40.562		178.5	1:50.121		9	34.817	100.5	30.462		41.408		266.7	1:46.687	
2	34.747	98.3	30.280	120.3	<u>40.501</u>		278.4	1:45.528		10	34.725	100.9	30.401	114.6	41.573		271.4	1:46.699	
3	<u>34.290</u>	100.4	<u>30.118</u>	117.6	41.029		<u>280.5</u>	<u>1:45.437</u>		11	34.585	101.0	30.267	112.6	41.060		271.4	1:45.912	
4	34.333	<u>104.4</u>	30.186		41.020		276.9	1:45.539		12	34.407	99.6	30.263	114.9	41.408		274.8	1:46.078	
5	34.407	101.2	30.243		41.817		274.8	1:46.467		13	34.534	100.9	30.465		41.217		269.3	1:46.216	
6	34.760	99.1	30.191	113.1	40.601		<u>280.5</u>	1:45.552		14	36.773	100.7	30.449	112.9	41.691		272.7	1:48.913	
7	34.508	98.5	30.424	114.4	41.387		272.0	1:46.319		15	34.641	102.4	30.531		41.875		272.0	1:47.047	
8	34.468	104.0	30.388		41.316		272.0	1:46.172		16	34.858	96.7	30.648		42.035		270.7	1:47.541	

16 KAITO TOBA									KALEX										
lap	Sect-1	Speed	Sect-2	Speed	Sect-3	Speed	TopSpeed	laptime	pit	lap	Sect-1	Speed	Sect-2	Speed	Sect-3	Speed	Topspeed	laptime	pit
1		99.4	31.242	120.8	40.481		170.1	1:49.735		9	33.916	102.8	29.596	121.2	40.393		276.9	<u>1:43.905</u>	
2	33.950	<u>108.0</u>	29.981	119.1	40.416		280.5	1:44.347		10	33.881	105.4	<u>29.594</u>	118.9	40.518		278.4	1:43.993	
3	34.220	99.9	29.916	120.3	40.534		273.4	1:44.670		11	33.921	103.9	29.794	118.4	40.302		276.9	1:44.017	
4	34.119	103.6	30.050	122.4	<u>40.160</u>		278.4	1:44.329		12	34.601	104.5	29.938	117.6	40.586		272.7	1:45.125	
5	33.926	105.8	29.668	<u>123.3</u>	40.981		276.2	1:44.575		13	33.996	105.1	29.736	119.9	40.712		274.1	1:44.444	


**FIM JUNIORGP WORLD CHAMPIONSHIP - PORTIMAO**

Autódromo Internacional do Algarve

Moto 2 ECH

20 - 23 June 2024

Laps and Sector Times - RACE 2 - 16 LAPS

Autodromo Internacional Algarve - 4592mtr.

6	33.856	105.0	29.670	117.3	40.470	276.9	1:43.996	14	<u>33.826</u>	105.8	29.852	117.4	40.569	276.9	1:44.247
7	34.051	103.9	29.818	119.3	40.670	276.2	1:44.539	15	33.941	102.2	30.168	119.7	40.744	<u>281.3</u>	1:44.853
8	33.928	103.3	29.837	115.8	40.681	276.2	1:44.446	16	33.866	106.7	30.021	118.4	40.868	278.4	1:44.755

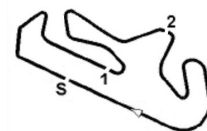
17 DANIEL MUÑOZ									KALEX								
lap	Sect-1	Speed	Sect-2	Speed	Sect-3	Speed	TopSpeed	laptime pit	lap	Sect-1	Speed	Sect-2	Speed	Sect-3	Speed	Topspeed	laptime pit
1		102.8	29.645	123.6	40.062		155.8	1:45.520	5	<u>33.728</u>	104.5	29.409	124.1	40.215		273.4	1:43.352
2	34.082	102.7	<u>29.406</u>	<u>124.6</u>	<u>39.858</u>		<u>278.4</u>	1:43.346	6	33.784	<u>106.5</u>	29.494	123.1	39.991		273.4	1:43.269
3	33.746	105.2	29.551	118.9	39.983		274.1	1:43.280	7	33.883	106.3	2:21.054	85.4	Pit In		271.4	4:01.576
4	33.799	104.1	29.474	121.8	39.962		272.7	<u>1:43.235</u>	8								

22 BRETT ROBERTS									BOSCOCURO								
lap	Sect-1	Speed	Sect-2	Speed	Sect-3	Speed	TopSpeed	laptime pit	lap	Sect-1	Speed	Sect-2	Speed	Sect-3	Speed	Topspeed	laptime pit
1		95.0	30.583	115.5	40.960		177.0	1:49.607	6	<u>34.609</u>	101.3	30.292	<u>116.4</u>	40.898		274.8	1:45.799
2	34.873	<u>102.2</u>	30.323	114.4	40.709		266.0	1:45.905	7	35.293	96.1	30.628	115.3	41.231		271.4	1:47.152
3	34.696	99.3	30.337	115.3	40.765		276.9	1:45.798	8	36.264	99.4	31.536	113.4	42.966		272.0	1:50.766
4	34.705	98.7	30.400	113.8	<u>40.515</u>		<u>279.1</u>	<u>1:45.620</u>	9	36.617	99.5	32.071	107.9	Pit In		262.1	2:09.941
5	34.773	102.0	<u>30.246</u>	114.5	40.861		275.5	1:45.880	10								

23 TAI GA HADA									KALEX								
lap	Sect-1	Speed	Sect-2	Speed	Sect-3	Speed	TopSpeed	laptime pit	lap	Sect-1	Speed	Sect-2	Speed	Sect-3	Speed	Topspeed	laptime pit
1		101.0	30.987	<u>117.9</u>	<u>40.522</u>		179.7	1:49.940	9	34.709	100.2	30.347	110.3	41.037		270.0	1:46.093
2	34.801	99.7	30.346	116.3	41.279		<u>276.2</u>	1:46.426	10	34.896	101.6	<u>30.152</u>	116.8	40.987		266.7	1:46.035
3	<u>34.536</u>	102.0	30.237	114.4	40.663		274.8	<u>1:45.436</u>	11	35.465	100.6	30.338	114.2	40.915		270.7	1:46.718
4	34.563	103.3	30.371	116.9	40.596		<u>276.2</u>	1:45.530	12	34.738	103.0	30.282	115.8	41.733		269.3	1:46.753
5	34.837	100.8	30.243	115.1	41.021		273.4	1:46.101	13	36.075	<u>109.5</u>	31.538	113.2	41.501		267.3	1:49.114
6	34.714	101.2	30.284	114.3	40.768		275.5	1:45.766	14	35.222	104.8	30.929	113.7	41.469		265.4	1:47.620
7	34.999	96.9	30.532	116.1	41.042		272.7	1:46.573	15	34.917	100.6	30.678	111.9	41.891		265.4	1:47.486
8	35.262	100.7	30.363	116.3	41.142		268.7	1:46.767	16	35.134	103.9	31.505	112.0	41.734		264.1	1:48.373

29 HARRI SON VOIGHT									KALEX								
lap	Sect-1	Speed	Sect-2	Speed	Sect-3	Speed	TopSpeed	laptime pit	lap	Sect-1	Speed	Sect-2	Speed	Sect-3	Speed	Topspeed	laptime pit
1		103.8	30.472		<u>40.358</u>		177.3	1:47.790	9	34.313	103.9	30.251	116.8	40.749		276.2	1:45.313
2	34.159	100.8	<u>29.820</u>	120.1	42.901		<u>285.0</u>	1:46.880	10	34.698	102.4	30.131	119.1	40.789		278.4	1:45.618
3	34.274	103.8	29.983	119.5	40.472		279.1	1:44.729	11	34.609	103.3	30.254	115.8	40.787		276.2	1:45.650
4	34.308	103.8	30.048		40.536		282.0	1:44.892	12	34.884	102.1	30.295	119.6	41.021		274.1	1:46.200
5	<u>34.013</u>	106.8	30.133	119.3	40.830		279.1	1:44.976	13	34.651	101.4	30.393	116.1	41.111		275.5	1:46.155
6	34.223	101.0	29.913		40.543		281.3	<u>1:44.679</u>	14	34.646	101.9	30.208	115.6	41.001		274.8	1:45.855
7	34.616	100.1	30.204	118.4	40.923		276.9	1:45.743	15	34.113	<u>112.3</u>	30.510		40.842		277.6	1:45.465
8	34.369	103.2	30.211	118.4	40.996		274.8	1:45.576	16	34.053	103.9	30.044	<u>122.3</u>	40.934		273.4	1:45.031

30 GIANPAOLO DI VITTORI									KALEX								
lap	Sect-1	Speed	Sect-2	Speed	Sect-3	Speed	TopSpeed	laptime pit	lap	Sect-1	Speed	Sect-2	Speed	Sect-3	Speed	Topspeed	laptime pit
1		92.2	31.236	<u>118.8</u>	<u>41.924</u>		179.4	1:52.600	9	35.641	94.1	31.288	114.0	42.301		268.0	1:49.230
2	<u>35.030</u>	98.4	<u>30.798</u>		42.262		<u>276.2</u>	<u>1:48.090</u>	10	35.618	90.5	31.235		42.418		268.0	1:49.271
3	35.690	96.9	31.308		42.625		271.4	1:49.623	11	35.263	<u>100.7</u>	32.044		42.163		269.3	1:49.470
4	35.484	95.3	31.403	115.5	42.505		269.3	1:49.392	12	35.571	92.5	31.363	116.4	42.382		269.3	1:49.316
5	35.688	94.5	31.333		42.275		267.3	1:49.296	13	35.841	91.0	31.256	114.3	42.503		270.0	1:49.600


**FIM JUNIORGP WORLD CHAMPIONSHIP - PORTIMAO**

Autódromo Internacional do Algarve

Moto 2 ECH

20 - 23 June 2024

Laps and Sector Times - RACE 2 - 16 LAPS

Autodromo Internacional Algarve - 4592mtr.

6	35.534	93.4	31.363	42.223	270.7	1:49.120	14	35.592	91.8	31.044	42.378	270.0	1:49.014
7	35.510	99.1	32.094	43.037	267.3	1:50.641	15	35.649	91.0	31.117	42.275	266.0	1:49.041
8	35.505	92.8	31.518	42.299	268.7	1:49.322	16	36.793	92.5	31.386	42.887	268.7	1:51.066

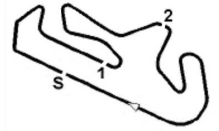
31 ROBERTO GARCÍA										KALEX									
lap	Sect-1	Speed	Sect-2	Speed	Sect-3	Speed	TopSpeed	laptime	pit	lap	Sect-1	Speed	Sect-2	Speed	Sect-3	Speed	Topspeed	laptime	pit
1		104.0	29.491	122.6	40.001		154.9	1:44.775		9	33.854	104.4	29.627	117.0	40.215		274.8	1:43.696	
2	33.573	109.0	29.504	121.1	<u>39.928</u>		<u>277.6</u>	<u>1:43.005</u>		10	33.815	103.1	29.470	121.3	40.460		273.4	1:43.745	
3	<u>33.569</u>	104.8	<u>29.377</u>	122.2	40.100		274.8	1:43.046		11	33.793	105.7	29.604	122.9	40.439		274.8	1:43.836	
4	33.788	104.0	29.436	120.4	40.181		274.1	1:43.405		12	33.966	102.1	29.708	120.7	40.257		274.8	1:43.931	
5	33.766	103.4	29.480	123.4	40.343		274.8	1:43.589		13	33.783	101.2	29.658	120.0	40.486		274.8	1:43.927	
6	33.843	103.5	29.510	121.6	40.068		275.5	1:43.421		14	33.832		29.863	121.2	40.475		274.1	1:44.170	
7	33.845	103.4	29.728	119.9	40.447		274.1	1:44.020		15	33.817	102.4	29.635	121.9	40.325		274.8	1:43.777	
8	34.069	102.6	29.629	<u>124.4</u>	40.274		274.8	1:43.972		16	34.156	102.9	29.959	118.8	41.333		275.5	1:45.448	

40 MATTIA CASADEI										BOSCOURO									
lap	Sect-1	Speed	Sect-2	Speed	Sect-3	Speed	TopSpeed	laptime	pit	lap	Sect-1	Speed	Sect-2	Speed	Sect-3	Speed	Topspeed	laptime	pit
1		93.8	30.258	115.3	40.453		166.4	1:48.010		9	34.061	101.1	29.835	121.2	40.411		276.9	1:44.307	
2	34.120	98.7	29.796	115.1	41.135		<u>286.5</u>	1:45.051		10	34.051	101.1	29.724	118.9	40.404		276.9	1:44.179	
3	34.173	102.0	29.767	115.8	<u>40.242</u>		274.8	1:44.182		11	34.030	99.4	29.730	117.1	40.531		277.6	1:44.291	
4	34.121	101.4	29.815	116.4	40.408		276.9	1:44.344		12	34.637	100.9	29.817	112.9	40.656		279.1	1:45.110	
5	<u>33.932</u>	103.2	29.910	<u>121.3</u>	40.658		276.9	1:44.507		13	33.959	101.9	<u>29.662</u>	118.2	40.464		277.6	<u>1:44.092</u>	
6	34.080	100.2	29.973	116.9	40.524		277.6	1:44.577		14	33.968	101.4	30.033	116.3	40.592		277.6	1:44.593	
7	33.976	101.3	30.077	117.0	40.457		276.2	1:44.510		15	34.162	102.2	30.389	113.7	40.562		279.1	1:45.113	
8	34.080	99.9	29.886	117.4	40.445		276.2	1:44.411		16	34.175	<u>103.5</u>	30.015	111.5	40.490		272.7	1:44.680	

49 FRANCESCO MONGIARDO										KALEX									
lap	Sect-1	Speed	Sect-2	Speed	Sect-3	Speed	TopSpeed	laptime	pit	lap	Sect-1	Speed	Sect-2	Speed	Sect-3	Speed	Topspeed	laptime	pit
1		93.9	30.186	118.3	<u>39.964</u>		162.7	1:47.259		2									

54 ALBERTO FERRÁNDEZ										BOSCOURO									
lap	Sect-1	Speed	Sect-2	Speed	Sect-3	Speed	TopSpeed	laptime	pit	lap	Sect-1	Speed	Sect-2	Speed	Sect-3	Speed	Topspeed	laptime	pit
1		98.6	30.094	118.0	<u>40.115</u>		173.1	1:46.855		9	33.977	103.2	30.249	115.9	40.435		276.9	1:44.661	
2	34.111	104.3	29.726	118.8	40.243		<u>282.0</u>	1:44.080		10	33.974	104.2	29.848	115.6	40.381		276.2	1:44.203	
3	34.045	102.8	<u>29.716</u>	117.1	40.323		279.8	1:44.084		11	<u>33.831</u>	105.6	29.787	117.4	40.412		276.9	<u>1:44.030</u>	
4	33.985	<u>107.6</u>	29.907	118.7	40.349		279.8	1:44.241		12	34.014	103.9	29.904	111.5	40.508		276.9	1:44.426	
5	34.031	104.7	29.908	119.3	40.367		279.8	1:44.306		13	34.008	102.8	29.738	115.3	40.622		273.4	1:44.368	
6	34.429	105.1	29.835	118.0	40.190		281.3	1:44.454		14	34.003	104.8	29.914	115.9	40.564		276.2	1:44.481	
7	33.984	104.2	29.949	<u>120.3</u>	40.614		279.1	1:44.547		15	34.056	104.0	29.937	116.1	40.576		276.2	1:44.569	
8	34.652	100.7	29.877	115.0	40.514		277.6	1:45.043		16	33.985	104.1	29.943	116.1	40.792		277.6	1:44.720	

67 ALBERTO SURRA										BOSCOURO									
lap	Sect-1	Speed	Sect-2	Speed	Sect-3	Speed	TopSpeed	laptime	pit	lap	Sect-1	Speed	Sect-2	Speed	Sect-3	Speed	Topspeed	laptime	pit
1		100.1	29.787	<u>122.7</u>	40.046		163.6	1:45.151		9	33.932	102.9	29.925	118.0	40.449		276.9	1:44.306	
2	33.812	101.2	29.583	121.8	<u>39.870</u>		<u>281.3</u>	<u>1:43.265</u>		10	33.875	102.3	29.722	118.9	40.414		276.2	1:44.011	
3	33.806	103.3	29.805	119.5	40.364		278.4	1:43.975		11	33.938	100.9	29.790	117.6	40.486		274.8	1:44.214	
4	33.965	101.7	29.597	119.2	40.119		279.1	1:43.681		12	33.951	101.9	29.773	119.9	40.436		275.5	1:44.160	
5	<u>33.768</u>	100.5	<u>29.535</u>	119.7	40.276		279.8	1:43.579		13	33.978	<u>105.6</u>	30.099	118.2	40.546		275.5	1:44.623	



## FIM JUNIORGP WORLD CHAMPIONSHIP - PORTIMAO

Autódromo Internacional do Algarve

Moto 2 ECh

20 - 23 June 2024

Laps and Sector Times - RACE 2 - 16 LAPS

Autodromo Internacional Algarve - 4592mtr.

6	33.836	102.4	29.636	119.1	40.099	280.5	1:43.571	14	33.902	103.0	29.948	118.9	40.468	275.5	1:44.318
7	33.855	102.5	29.792	118.8	40.376	276.9	1:44.023	15	33.900	104.8	29.966	118.2	40.580	275.5	1:44.446
8	33.892	102.6	29.898	119.1	40.386	275.5	1:44.176	16	34.156	101.1	30.170	117.1	40.795	275.5	1:45.121

77 MATTIA VOLPI										KALEX									
lap	Sect-1	Speed	Sect-2	Speed	Sect-3	Speed	TopSpeed	laptime	pit	lap	Sect-1	Speed	Sect-2	Speed	Sect-3	Speed	Topspeed	laptime	pit
1		96.3	30.271	119.2	<u>40.344</u>		170.1	1:48.107		9	34.670	101.3	30.088	113.9	40.858		<u>274.1</u>	1:45.616	
2	34.381	100.7	<u>29.688</u>	<u>119.6</u>	41.227		271.4	1:45.296		10	34.597	100.7	30.159	116.4	40.899		267.3	1:45.655	
3	34.355	<u>103.7</u>	29.975	118.7	40.429		<u>274.1</u>	<u>1:44.759</u>		11	34.436	103.5	30.260	114.9	40.971		268.7	1:45.667	
4	34.400	101.5	29.958	117.6	40.532		272.7	1:44.890		12	34.713	101.7	30.175	115.4	41.095		268.7	1:45.983	
5	34.583	101.6	30.212	115.8	40.612		270.7	1:45.407		13	34.726	100.7	30.438	114.9	41.145		268.0	1:46.309	
6	<u>34.225</u>	102.1	30.053	116.1	40.605		272.0	1:44.883		14	34.700	101.2	30.283	114.9	41.109		270.0	1:46.092	
7	34.545	100.2	30.060	117.6	40.626		270.0	1:45.231		15	34.839	102.1	30.706	117.6	41.177		269.3	1:46.722	
8	34.545	103.4	30.487	115.8	40.923		271.4	1:45.955		16	34.913	100.8	30.486	117.6	41.359		270.0	1:46.758	